


CUMMINS ENGINE DATASHEET



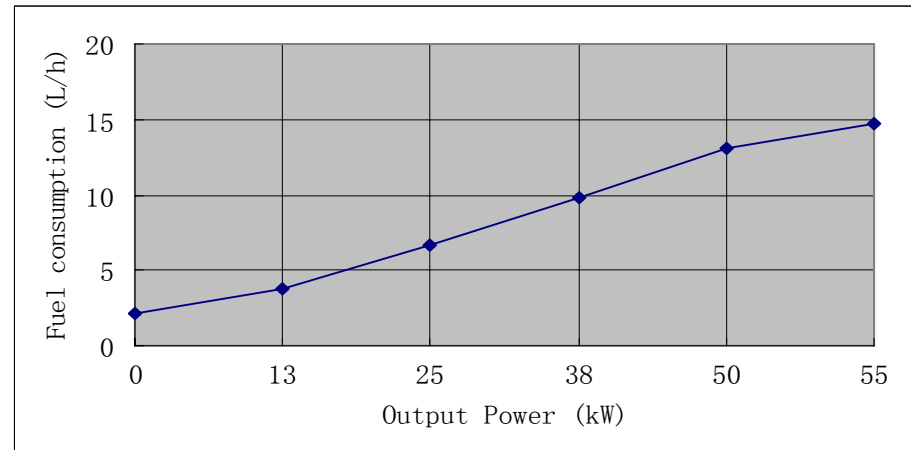
ENGINE MODEL: 4BTA3.9-G2


PERFORMANCE CURVE: FR9272-02

	DONGFENG CUMMINS ENGINE Co., Ltd. XiangFan HuBei P.R.CHINA ENGINE DATASHEET—for G-drive		ENGINE MODEL 4BTA3.9-G2		FREFORMANCE CURVE FR9272-02
			ENGINE FAMILY D38	CPL PP857-02	2005/12
Displacement	3.9 L	Air intake way	After-cooled, turbo-charged		
Cylinder bore	102 mm	Cylinder quantity	4	kW(BHP)	@RPM
Stroke	120 mm			50(67)	1500
Fuel system	A pump _ GAC governor/ NYC ASIMCO			Speed-droop	5%
Engine testing with fuel system, water pump and oil pump, without air compressor, alternator, fan, other options and driving accessory. Testing condition: air intake resistance 250 mmHg, exhaust back pressure 50 mmHg.					

Engine Speed-RPM	Standby Power		Base Output Power		Continuous Power	
	kW	HP	kW	HP	kW	HP
1500	55	74	50	67	N/A	N/A

Output Power			Fuel consumption	
%	kW	HP	g/kW.h	L/h
Standby Power				
100	55	74	220	14.7
Base Output Power				
100	50	67	216	13.1
75	38	51	214	9.8
50	25	34	221	6.7
25	13	17	240	3.8
Continuous Power				
N/A	N/A	N/A	N/A	N/A



	DONGFENG CUMMINS ENGINE Co., Ltd. XiangFan HuBei P.R.CHINA ENGINE DATASHEET—for G-drive	ENGINE MODEL 4BTA3.9-G2		FREFORMANCE CURVE FR9272-02
		ENGINE FAMILY D38	CPL PP857-02	2005/12

Typical engine data

Net weight	kg	350
Rotate part instantaneous inertia _ without flywheel	kg.m2	0.143
Distance between gravity center and rear surface of cylinder block	mm	373
Distance between gravity center and center line above of crankshaft	mm	163

Engine installation

Static bent torque permitted—rear surface of cylinder block	N.m	1356
Static bent torque permitted—front surface of cylinder block	N.m	435
Static bent torque permitted—flank surface of cylinder block	N.m	365

Exhaust system

Max. back pressure	mmHg	76
Diameter of exhaust pipe recommended	mm	75

Air intake system

Max. air intake resistance		
Dirty filter	mmH2O	635
Normal air cleaner and clean filter	mmH2O	254
Heavy duty cleaner and clean filter	mmH2O	381
Diameter of intake pipe recommended	mm	75

Lubrication system

Normal oil pressure range

Low idle	kPa	207
Rated speed	kPa	345
Max. oil temperature permitted in oil pan	°C	121
Oil pan capacity (Max _ Min)	L	9.5_8.5
Lubrication system Min. capacity (oil pan + oil filter)	L	10.9
Usage inclining degree permitted (any direction)	°	40

Fuel system

Fuel injection pump model	NYC A pump with GAC governor	
Max. fuel input resistance of transfer pump	mmHg	102
Max. overflow fuel resistance at overflow pipe of injector	mmHg	508
Total fuel overflow amount	L/h	30

Cooling system

Coolant capacity-engine only	L	7.9
Max. coolant cycling resistance exterior engine	kPa	28
Thermostat adjusting temperature (range)	°C	82_95
Min. opening pressure of radiator cap	kPa	69
Max. coolant temperature permitted _ Standby Power/Base output Power	°C	104/100

Electric system

Starter	12V	24V
Battery charging system	63A	40A
Max. starting circuit resistance	0.00075Ω	0.002Ω
Min. battery capacity_ -12°C (CCA: Cold Cranking Ampere)	625CCA	312CCA

Technical data _ under standard fuel delivery rate FR9272-02

Engine speed _ RPM	Base output Power	Standby Power
Output Power _ kW	1500	1500
	50	55

Torque _ Nm	318	350
Low idle _ RPM	950-1050	950-1050
Friction energy output _ kW	8.2	8.2
Piston speed _ m/s	7.2	7.2
Engine coolant flow _ L/sec	2.2	2.2
Air intake flow _ L/sec	48	57
Exhaust flow _ L/sec	130	155
Exhaust temperature _ °C	460	485
Environment energy output _ kW	N/A	N/A
Coolant energy output _ kW	25.9	29
Fuel energy output _ kW	N/A	N/A

All data's error within $\pm 5\%$.

Excuse for none notice anymore in case of data changed

DONGFENG CUMMINS ENGINE Co., Ltd.