


CUMMINS ENGINE DATASHEET



ENGINE MODEL: 6CT8.3-G2

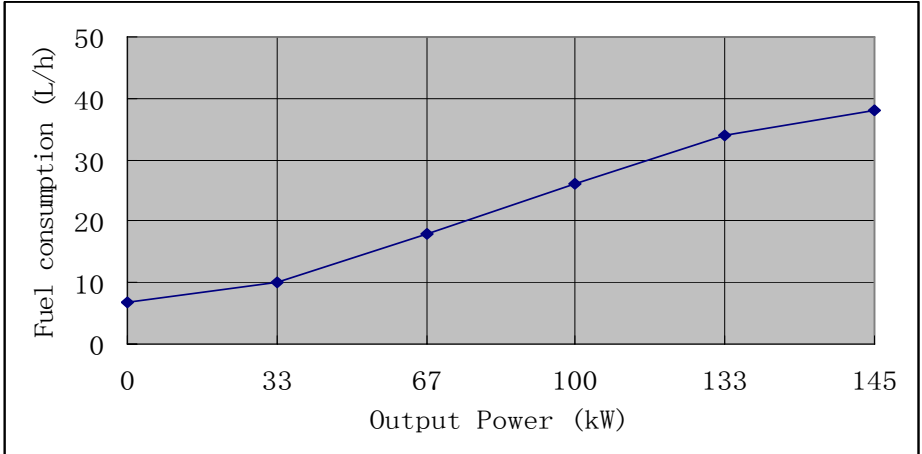
PERFORMANCE CURVE: FR92183


VERSION 00 2006/08

	DONGFENG CUMMINS ENGINE Co., Ltd. XiangFan HuBei P.R.CHINA ENGINE DATASHEET—for G-drive		ENGINE MODEL 6CT8.3-G2		PERFORMANCE CURVE FR92183
			ENGINE FAMILY D41	CPL 2335	2006/08
Displacement	8.3 L	Air intake way	turbo-charged		
Cylinder bore	114 mm	Cylinder quantity	6	kW(BHP)	@RPM
Stroke	135 mm			133(178)	1500
Fuel system	PB pump _ GAC governor / BYC ASIMCO			Speed-droop	5%
Engine testing with fuel system, water pump and oil pump, without air compressor, alternator, fan, other options and driving accessory. Testing condition: air intake resistance 250 mmHg, exhaust back pressure 50 mmHg.					

Engine Speed-RPM	Standby Power		Base Output Power		Continuous Power	
	kW	HP	kW	HP	kW	HP
1500	145	194	133	178	102	137

Output Power			Fuel consumption	
%	kW	HP	g/kW.h	L/h
Standby Power				
100	145	194	216	38
Base Output Power				
100	133	178	214	34
75	100	134	213	26
50	67	89	225	18
25	33	45	257	10
Continuous Power				
100	102	137	213	26



	DONGFENG CUMMINS ENGINE Co., Ltd. XiangFan HuBei P.R.CHINA ENGINE DATASHEET—for G-drive	ENGINE MODEL 6CT8.3-G2		PERFORMANCE CURVE FR92183
		ENGINE FAMILY D41	CPL 2335	2006/08

Typical engine data

Net weight	kg	684
Rotate part instantaneous inertia _ without flywheel	kg.m ²	0.37
Distance between gravity center and rear surface of cylinder block	mm	541
Distance between gravity center and center line above of crankshaft	mm	163

Engine installation

Static bent torque permitted—rear surface of cylinder block	Nm	1356
Static bent torque permitted—front surface of cylinder block	Nm	495
Static bent torque permitted—flank surface of flywheel-house	Nm	250

Exhaust system

Max. back pressure	mmHg	76
Diameter of exhaust pipe recommended	mm	100

Air intake system

Max. air intake resistance		
Dirty filter	mmH ₂ O	635
Normal air cleaner and clean filter	mmH ₂ O	254
Heavy duty cleaner and clean filter	mmH ₂ O	381
Diameter of intake pipe recommended	mm	125
Max. temperature raising permitted at intake port of turbocharger	°C	17

Lubrication system

Normal oil pressure range

Low idle	kPa	207
Rated speed	kPa	276_414
Max. oil temperature permitted in oil pan	°C	121
Oil pan capacity (Max _ Min)	L	18.9_15.1
Lubrication system Min. capacity (oil pan + oil filter)	L	23.8
Usage inclining degree permitted (any direction)	°	45

Fuel system

Fuel injection pump model	BYC PB pump with GAC governor	
Max. fuel input resistance of transfer pump	mmHg	102
Max. overflow fuel resistance at overflow pipe of injector	mmHg	254
Total fuel overflow amount	L/h	202

Cooling system

Coolant capacity-engine only	L	10
Max. coolant cycling resistance exterior engine	kPa	28
Thermostat adjusting temperature (range)	°C	82_95
Min. opening pressure of cap	kPa	69
Max. coolant temperature permitted _ Standby Power/Base output Power	°C	104/100

Electric system

Starter	12V	24V
Battery charging system	63A	40A
Max. starting circuit resistance	0.00075Ω	0.002Ω
Min. battery capacity_ -12°C (CCA: Cold Cranking Ampere)	950CCA	475CCA

Technical data _ under standard fuel delivery rate FR92183

	Base output Power	Standby Power
Engine speed _ RPM	1500	1500
Output Power _ kW	133	145

Torque _ Nm	847	923
Low idle _ RPM	750-950	750-950
Air intake pressure _ kPa	140	150
Friction energy output _ kW	17	17
Piston speed _ m/s	6.8	6.8
Engine coolant flow _ L/sec	2.8	2.8
Air intake flow _ L/sec	142	152
Exhaust flow _ L/sec	N/A	N/A
Exhaust temperature _ °C	520	560
Environment energy output _ kW	N/A	N/A
Coolant energy output _ kW	63	68
Fuel energy output _ kW	N/A	N/A

All data's error within $\pm 5\%$.

Excuse for none notice anymore in case of data changed

DONGFENG CUMMINS ENGINE Co., Ltd.