



DFEB, DFEC, DFED (KTA 19 Series) Generating Sets



Parts Catalogue

Intentionally Left Blank

Contents

Revision Record	6
Introduction	7
Ordering Parts	7
Part Identification Numbers	7
Ordering Procedure	7
Warranty	7
Revision Record Sheet	7
Main Component Options	10
Control Panel Options	10
Controller Mounting Options	10
Exciter/Voltage Regulator Options	11
Level 1 Control Options	11
Detector 12 Control Options	11
PCL Control Options	11
AVR Assembly Options	12
Alternator Options	12
Current Transformer Options	13
PCL/Detector 12	13
PCC	13
AC Control Harness Options	14
Engine Options	14
Engine Governor Options	14
Fuel Supply Options	14
Loose Items	14
Fuel System/Base Tank	15
Exhaust System Options	15
Enclosure Options	16
Engine Cooling Options	16
Genset Consumables	16
Alternator Heater Kit – 01SC013	
[Feature Code –A293 (240V)]	18
Engine Accessories	20
Oil Pressure Sensors (PCL/Level 1/Detector 12) – 02SC013&027/055&077/107	20
Oil Pressure Sensor (PCC) – 02SC003	21
Water Temperature Sensors (PCC/PCL/Level 1/Detector 12) – 02SC003/013/077/107	22
Low Engine Temperature Sensor (PCC/Detector 12) – 02SC003/107	23
Oil Temperature Sensor (PCC/PCL & Detector 12)– 02SC003/031&034	24
Battery 12V – 05SC022/043 (Export/UK)	
[Feature Code – KPB02 (Export)/KPB05 (UK)]	26
Battery Tray & Leads/Battery Leads – 05SC016/055	
[Feature Code – KPB01]	27
Battery Tray & Leads – 05SC016	27
Battery Leads - 05SC055	28

Contents (Continued)

Ni-Cad Battery Leads 05SC036	29
Switch, Low Coolant Level – 06SC024 [Feature Code – H375]	30
Emergency Stop [Feature Code – K796]	32
PCL 001/002	32
Detector 12	33
PCC	34
Engine Coolant Heater – 09SC006 (240V) [Feature Code – H074 (240V)]	36
Sump Drain Tap – 10SC003	38
Sump Drain Pump– 10SC013 [Feature Code – H520]	39
Radiator Drain Tap – 11SC167	40
Engine Cooling [Feature Code – E082 (40°C)/E074 (50°C)]	42
11SC197/198 Radiator	42
11SC219 Remote Cooling (No Radiator)	43
CE Guarding – 13SC034	44
Heat Shield	44
Terminal Shroud (PCC/PCL)– 89SC042/051	45
AVR Cover – 89SC025/055	46
Radio Interference Suppression (RIS) Kit – 89SC053	47
Fuel Water Separator – 15SC026 [Feature Code – C127]	48
Fuel-Transfer Hand Pump – 16SC001 [Feature Code – C161]	49
Fuel Tank Fittings – 17SC016	50
Earth Lead (Alternator to Bedframe) – 20SC069	51
Bedframe & AV Mounts – 25SC050/334/338	52
Base Fuel Tank – 25SC061 [Feature Code – C179]	53

Contents (Continued)

Ni-Cad Batteries & Stand – 31SC006 (Export)/31SC013 (UK) [Feature Code – KPB03 (Export)/KPB04 (UK)]	54
Fuel-Transfer Hand Pump – 42SC001 [Feature Code – KFT07]	56
Free-Standing Fuel Tank – 43SC001/002/003 [Feature Code – KFT01/02/03]	58
PCL Control Panel – 80SC192/194 (50/60Hz) [Feature Code – H576 (50 Hz)/H577 (60 Hz)]	60
Detector 12 Control Panel – 433169 thru 433173 [Feature Code – H559]	62
PCC Control Panel – 03005127 (ISO Symbols)/03004305 (English Text) [Feature Code – H578 (Single)/H579 & H580 (Paralleling)]	64
Battery Charger –85SC010/025 (Lead Acid)/85SC012/027 (Ni-Cad) [Feature Code – KBC01/02 (Lead Acid)/KBC03/04 (Ni-Cad)]	66
Recommended Spare Parts Holding	68
Recommended Spare Parts for Periodic Servicing	70
PCL Modules	70
250/500 Hour Service	71
1000 Hour Service	72
3000 Hour Service	74
6000 Hour Service	76

Note: Refer to the applicable Vendor Parts Catalogue for spare parts information for the Control Panels in this Parts Catalogue.

Revision Record

Sheet.....

REVISION		AMENDED PAGES		RECORD OF AMENDMENT	
Number	Issue Date	Changed Pages	Reason	Signature	Date Amended
0	15 Nov 99	Initial Issue			
1	01 Oct 01	All	Incorporate revised configuration data		

Introduction

Ordering Parts

Contact your nearest Cummins Distributor to order your replacement parts.

Use only genuine Cummins parts for your Genset, failure to do this may invalidate any warranty claims.

Use the ordering procedure and the Fax Order Form within this book to ensure you order and receive the correct parts. All necessary contact information is given on the Fax Order Form.

Part Identification Numbers

Part numbers that are configured by the following sequence identify the parts in this book.

e.g. 1 011262 Battery Tray Lead (+ve) 1

Item Number	Part Number	Description	Qty Number Required	Remarks
1	011262	Battery Lead (+ve)	1	

Parts and Part Numbers shown in this Parts Catalogue may change, at the supplier's discretion, when specific genset serial numbers are known.

Ordering Procedure

The satisfactory ordering and processing of orders is greatly dependent on the proper supply of available information. To ensure the order is processed correctly and efficiently the following instructions are offered as the purchaser's guide:

1. Write your order clearly in typeface, if possible, rather than hand written.
2. Provide the correct generator Model, Serial Number and Engine Number.
3. Be sure to list the correct part number required, part numbers are usually located on the part itself.
4. Complete assemblies are identified with a Feature Code. To order a complete assembly, use the feature code column on the order form, not the part number column.
5. Where assemblies contain the same items, the Feature Codes and differences between them are identified in the Header.

e.g. Radiator – 11SC197/198 (40°/50°C)
 [Feature Code – E082 (40°C)/E074 (50°C)]

6. Arrange your purchase order in part number numerical sequence.
7. Please specify the quote reference number if applicable, this will help to decrease the time taken to process your order.
8. Please specify your company name and shipping details clearly.
9. Always quote your reference number, contact name, and telephone and fax numbers. Include your E-mail address if you have one.

Warranty

All genuine Cummins parts are supplied with a 180-day Warranty. Contact your nearest Authorised Cummins Dealer or the Customer Services Department at CPG if defects occur in the warranty period.

Revision Record Sheet

A Revision Record sheet shows the revision status of this publication.

Cummins Power Generation Limited
Manston Park
Columbus Avenue
Manston, Ramsgate
Kent CT12 5BF
Telephone +44 (0) 1843 255584
Facsimile: +44 (0) 1843 255913
Email: shawn.l.vincent@ cummins.com



Page 1 of

FAX ORDER

From:

Delivery Address:

Phone: _____


Fax: _____

Order No.	Order Date	Date Required	CPGK Quote No.
Model:		Serial No:	Engine No:

Item	Qty	Feature Code	Part Number	Description	Unit Price	Amount
1						
2						
3						
4						
5						
6						
7						
8						
9						
10						

Additional Information:

Main Component Options



Control Panel Options

Item No.	Description	Qty	Feature Code
1	None (Level 1 Build)	0	KN99
1	Detector 12 with AC Meters	1	H559
1	PCL-001 Local Start	1	H576
1	PCL-002 Local/Remote Start	1	H577
1	ISO PowerCommand™ Basic	1	H578
1	ISO PowerCommand™ Paralleling	1	H579
1	ISO PowerCommand™ Paralleling, Upgradeable	1	H580

Note: Option B184 and A367 are necessary with all PowerCommand™ and Detector 12 control panels.

Controller Mounting Options

Item No.	Description	Feature Code
-	End Mounted (Not available with Options F187 & F188)	KCM01
-	Left Side Mounted	KCM02
-	Right Side Mounted	KCM03

Exciter/Voltage Regulator Options

Item No.	Description	Feature Code
-	PMG 3 Phase Sensing	B184
-	Torque Match (N/A with Options H559, H578, H579, H580)	B240
-	Transformer Controlled (Available with Option KN98 only)	RFQ

Level 1 Control Options

Item No.	Description	Feature Code
-	Compensator, Droop	K611
-	Controller, VAR/PF	K940
-	Alternator RTDs + Controller	B224
-	Power Factor Controller, 650-1300 @ 400V	01SC058
-	Power Factor Controller, 1000-5000A @ 400V	01SC060
-	Engine Wired to Set-mounted Terminal Box complete with OPG & ETG	KP01

Detector 12 Control Options

Item No.	Description	Feature Code
-	Alarm, Audible Engine Shutdown	KA08
-	Warning, Low Battery Voltage	H543
-	Relays, One Auxiliary 3PDT, 12 Remote Annunciator	KJ03
-	Compensator, Droop	K611
-	Time Delay, Start/Stop	K634
-	Power Factor Meter	K264
-	Emergency Stop Push-switch	K796

PCL Control Options

Item No.	Description	Feature Code
-	Alarm, Audible Common Alarm	KN54
-	Alternator Volts Adjust	K270
-	Relay, Common Alarm 2PDT	KN55
-	Relay, Set Running (Ready to Load/Load Transfer) 2PDT	KN56
-	Power Factor Meter	K264
-	Warning, Low Battery Voltage	H543
-	Warning, Low Fuel Level (Requires Option C148)	H595
-	Warning, High Fuel Level (Requires Option C148)	H596
-	Shutdown, Earth Fault, Single Set	H589
-	Shutdown, Low Fuel Level (Requires Option C157)	H573

AVR Assembly Options

Item No.	Part Number	Description	Qty	Feature Code
-	E00024602	SX460 AVR (No PMG)	1	Detector 12
-	E00024030	SX440 AVR (No PMG)	1	PCL
-	E00023212	MX321 AVR (PMG Excited)	1	
-	098303	AVR Harness, SX460	1	Detector 12
-	098259	AVR Harness, SX440	1	PCL
-	098238	AVR Harness, MX 321	1	PCL
-	098302	AVR Harness, MX 321	1	Detector 12

Alternator Options

Item No.	Part Number	Description	Qty	Remarks
2	BRGST501	Alternator (HC5C – No PMG)	1	
2	BRGST502	Alternator (HC5C - PMG)	1	
2	BRGST503	Alternator (HC5D – No PMG)	1	
2	BRGST504	Alternator (HC5D – PMG)	1	
2	BRGST509	Alternator (HC5E – No PMG)	1	
2	BRGST510	Alternator (HC5E – PMG)	1	
2	BRGST529	Alternator (HC5F – No PMG)	1	
2	BRGST530	Alternator (HC5F – PMG)	1	
2	BRGST515	Alternator (HC5C – No PMG – High Alt. Temp)	1	
2	BRGST516	Alternator (HC5C - PMG – High Alt. Temp)	1	
2	BRGST517	Alternator (HC5D- No PMG – High Alt. Temp)	1	
2	BRGST518	Alternator (HC5D - PMG – High Alt. Temp)	1	
2	BRGST519	Alternator (HC5E- No PMG – High Alt. Temp)	1	
2	BRGST520	Alternator (HC5E - PMG – High Alt. Temp)	1	
2	BRGST531	Alternator (HC5F- No PMG – High Alt. Temp)	1	
2	BRGST532	Alternator (HC5F – PMG – High Alt. Temp)	1	

Current Transformer Options

PCL/Detector 12

Item No.	Part Number	Description	Qty	Remarks
-	87SC114	Current Transformer, 75A - 150A	1	
-	87SC115	Current Transformer, 100A - 200A	1	
-	87SC116	Current Transformer, 150A - 300A	1	
-	87SC117	Current Transformer, 200A - 400A	1	
-	87SC118	Current Transformer, 250A - 500A	1	
	87SC119	Current Transformer, 375A - 750A	1	
	87SC120	Current Transformer, 400A - 800A	1	
	87SC121	Current Transformer, 500A - 1000A	1	
	87SC122	Current Transformer, 600A - 1200A	1	
	87SC123	Current Transformer, 750A - 1500A	1	
	87SC124	Current Transformer, 1000A - 2000A	1	
	87SC125	Current Transformer, 1500A - 3000A	1	
	87SC126	Current Transformer, 2000A - 4000A	1	
-	87SC127	Current Transformer, 3000A - 6000A	1	

PCC

Item No.	Part Number	Description	Qty	Remarks
-	87SC094	Current Transformers, DFAA, DQAA	1	
-	87SC095	Current Transformers, DFAB	1	
-	87SC096	Current Transformers, DFAC, DQAB	1	
-	87SC097	Current Transformers, DFBF	1	
-	87SC098	Current Transformers, DFCE, DQBA	1	
	87SC099	Current Transformers, DFCC, DQBB	1	
	87SC100	Current Transformers, DFCE, DFEB	1	
	87SC101	Current Transformers, DFEC	1	
	87SC086	Current Transformers, DFED, DFGA	1	
	87SC087	Current Transformers, DFGB	1	
	87SC088	Current Transformers, DFJC	1	
	87SC089	Current Transformers, DFJD	1	
	87SC090	Current Transformers, DFLB	1	
	87SC091	Current Transformers, DFLC	1	
	87SC092	Current Transformers, DFLD	1	
-	87SC093	Current Transformers, DFMB, DFLE, DFLF	1	
-	87SC139	Current Transformers, DFGD	1	

AC Control Harness Options

Item No.	Part Number	Description	Qty	Feature Code
-	098320	AC Control Harness	1	

Engine Options

Item No.	Part Number	Description	Qty	Feature Code
4	07SE521	Engine (KTA19G2 – 50/60 Hz)	1	Normal Duty
4	07SE523	Engine (KTA19G3 – 50/60 Hz)	1	Air Cleaners
4	07SE525	Engine (KTA19G4 – 50/60 Hz)	1	
4	07SE531	Engine (KTA19G2 – 50/60 Hz)	1	Heavy Duty
4	07SE533	Engine (KTA19G3 – 50/60 Hz)	1	Air Cleaners
4	07SE535	Engine (KTA19G4 – 50/60 Hz)	1	
-	03383344	Engine Harness	1	
-	0338339801	Engine Harness	1	PCC

Note: Normal or Heavy Duty Air Cleaners are supplied as integral items with the related engine.

Engine Governor Options

Item No.	Description	Qty	Feature Code
08SC003	Governor Assembly – Electronic	1	Level 1, PCL
08SC016	Governor Assembly – Electronic	1	Detector 12

Fuel Supply Options

Loose Items

Item No.	Part Number	Description	Qty	Feature Code
-	43SC001	Single-skin, 450 litre	1	KFT01
-	43SC002	Single-skin, 900 litre	1	KFT02
-	43SC003	Single-skin, 1350 litre	1	KFT03
-	42SC021	Switch, High/Low Warning + Low Shutdown + Electric Fuel Transfer	1	KFT04
-	42SC014	Electric Fuel Transfer Pump, 380-440V, 50 Hz, 3 Phase, 3 Wire (Option KFT04 necessary)	1	KFT05
-	42SC012	Electric Fuel Transfer Pump, 440V, 60 Hz, 3 Phase, 3 Wire (Option KFT04 necessary))	1	KFT06
-	42SC001	Pump, Fuel Transfer, Hand	1	KFT07

Fuel System/Base Tank

Item No.	Part Number	Description	Qty	Feature Code
2	25SC061	Base Fuel Tank, Open Set, Sub-base, Single-skin (Open Set)	1	C179
-	17SC016	Fuel Tank Fittings	1	
-	15SC026	Fuel/Water Separator, Open Set		C127
-	16SC021	Switch, High/Low Fuel Level Warning	1	C148
-	16SC033	Switch, Low Fuel Level Shutdown, Open Set	1	C157
-	16SC034	Switch, Low Fuel Level Shutdown, Enclosed Set	1	C157
-	16SC011	Switch. Electric Fuel Transfer	1	KFT08
-	42SC014	Electric Pump, Fuel Transfer, 380-440V, 50 Hz, 3 Phase, 3 Wire (Option KFT08 necessary)	1	KFT09
-	42SC012	Electric Pump, Fuel Transfer, 440V, 60 Hz, 3 Phase, 3 Wire (Option KFT08 necessary)	1	KFT10
-	16SC001	Hand Pump, Fuel Transfer, Open set	1	C161

Exhaust System Options

Item No.	Part Number	Description	Qty	Feature Code
-	38SC101	Industrial Silencer – In-line Entry/Exit, G2/3	1	KEX01
-	38SC102	Industrial Silencer – Side Entry/In-line Exit, G2/3	1	KEX02
-	38SC103	Residential Silencer – In-line Entry/Exit, G2/3	1	KEX03
-	38SC104	Residential Silencer – Side Entry/In-line Exit, G2/3	1	KEX04
	38SC167	Industrial Silencer – In-line Entry/Exit, G4	1	KEX01
	38SC168	Industrial Silencer – Side Entry/In-line Exit, G4	1	KEX02
	38SC169	Residential Silencer – In-line Entry/Exit, G4	1	KEX03
	38SC170	Residential Silencer – Side Entry/In-line Exit, G4	1	KEX04
-	38SC128	Exhaust Flex, G2/3	1	KEX05
-	38SC166	Exhaust Flex, G4	1	KEX05
-	38SC118	Exhaust Bellows, G2/3	1	KEX06
-	38SC165	Exhaust Bellows, G4	1	KEX06
-	38SC145	Exhaust System Fixing Kit, G2/3	1	KEX07
-	38SC171	Exhaust System Fixing Kit, G4	1	KEX07

Enclosure Options

Item No.	Part Number	Description	Qty	Feature Code
-	22SM324	Silenced Enclosure	1	F190
-	22SC002	Super Silenced Enclosure	1	F191
-	17M0139	Fuel Tank Fittings	1	
-	12SC007	Exhaust System	1	
-	13SC034	Guarding	1	
-	25SC061	Base Fuel Tank	1	
-	07SC001	Emergency Stop	1	
-	20SC069	Earth Lead, 240 mm ²	1	

Note:

1. Enclosures are not available with Level 1 build gensets (Option KN98) or 6CTAA8.3G1/2 engines.
2. Options E074 and KCM02 are necessary with all Enclosures.

Engine Cooling Options


Item No.	Part Number	Description	Qty	Feature Code
5	11SC197	Radiator, 40° C (N/A with Options F190, F191)	1	E082
5	11SC198	Radiator, 50° C	1	E074
-	11SC219	Remote Cooling (No Radiator)	1	RFQ

Genset Consumables

Item No.	Part Number	Description	Qty	Feature Code
-	069004	Cummins Engine Toolkit	1	KME01
-	RSK6001	Rectifier Service Kit	1	
-	0206996	Alternator Drive Belt	1	
-	3002203	Fan Belt, G2	1	
-	3002202	Fan Belt, G3/4	1	
-	FF105D	Fuel Filter	2	
-	LF670	Oil Filter	2	
-	WF2076	Water Filter	1	

Intentionally Left Blank

Alternator Heater Kit – 01SC013 [Feature Code –A293 (240V)]




Item No.	Part Number	Description	Qty	Remarks
1	405509	Fuse Terminal Block	1	
2	001098	Alternator Heater Kit, 240V	1	
-	405501	2 Amp Cartridge Fuse (In Heater Control Box)	1	

Note: Engine Coolant Heater 09SC006 (240V) is necessary with this option.


Intentionally Left Blank

Engine Accessories

Oil Pressure Sensors (PCL/Level 1/Detector 12) – 02SC013&027/055&077/107



Item No.	Part Number	Description	Qty	Remarks
1	0309064103	Switch, Low Oil Pressure	1	
2	01930448	Sender, Oil Pressure	1	
-	0309064107	Switch, Pre-Low Oil Pressure	1	Not Shown
Ancillary/Attaching Parts				
-	05051503	Adaptor Pipe, 1/8"	1	
-	08560010	Washer, 3/8"	1	
-	05050019	Reducer, 3/8" - 1/2"	2	
-	05050021	Bush, Reducer	1	
-	08010048	Screw, HCC, 3/8", 24 x 0.75	2	
-	08500050	Washer – LK 3/8"	2	
-	505021	Tube Bundy, 1/4"	2	Level 1
-	098276	Engine Harness	1	Level 1
-	02SC091	Engine Accessories	1	Level 1


Engine Accessories (Continued)
Oil Pressure Sensor (PCC) – 02SC003


PCCoilpress.jpg

Item No.	Part Number	Description	Qty	Remarks
1	01930444	Sender, Oil Pressure	1	
Ancillary/Attaching Parts				
-	01510411	Mag Pick-up DYNT.10200	1	
-	001146	Bracket, Terminal Block	1	
-	05050019	Reducer, $\frac{3}{8}$ " x $\frac{1}{2}$ "	2	
-	05050007	Bush, Reducer, $\frac{1}{4}$ " x $\frac{1}{8}$ "	1	
-	08560010	Washer, $\frac{3}{8}$ "	3	
-	05051433	Adaptor, Female	1	

Engine Accessories (Continued)


**Water Temperature Sensors (PCC/PCL/Level 1/Detector 12) –
02SC003/013/077/107**




Item No.	Part Number	Description	Qty	Remarks
1	0193044701	Sender, Water Temperature	1	Not PCC
2	03090576	Switch, High Engine Temperature	1	Not PCC
3	01930432	Sender, Water Temperature	1	PCC, Not Shown
3	0193044701	Sender/Switch, Pre-High Engine Temperature	1	Detector 12, Not Shown

Engine Accessories (Continued)

Low Engine Temperature Sensor (PCC/Detector 12) – 02SC003/107



Item No.	Part Number	Description	Qty	Remarks
1	03090269	Switch, Low Engine Temperature (LET)	1	

Engine Accessories (Continued)
Oil Temperature Sensor (PCC/PCL & Detector 12)– 02SC003/031&034


Item No.	Part Number	Description	Qty	Remarks
1	01930432	Sender, Oil Temperature	1	PCC
1	01930388	Sender, Oil Temperature	1	PCL, Detector 12
1	019456	Sender/Switch, Oil Temperature	1	PCL, Detector 12
2	05050151	Reducer, 1/2" x 1/8" NPT	1	PCL, Detector 12


Intentionally Left Blank

Battery 12V – 05SC022/043 (Export/UK)
 [Feature Code – KPB02 (Export)/KPB05 (UK)]



Item No.	Part Number	Description	Qty	Remarks
1	052045	Lead Acid Battery - Dry (Export)	4	Requires KPB01
1	052198	Lead Acid Battery – Charged (UK only)	4	Requires KPB01

Battery Tray & Leads/Battery Leads – 05SC016/055 [Feature Code – KPB01]




Battery Tray & Leads – 05SC016

Item No.	Part Number	Description	Qty	Remarks
1	011262	Battery Lead (+VE)	1	Not Shown
2	011263	Battery Lead (+VE)	1	Not Shown
3	035090	Battery Clamp	2	
4	035095	Clamp Bolt	2	
5	715250	M8 Steel Wing Nuts	2	
6	035105	Battery Tray	1	
7	011261	Battery Lead (-VE)	1	Not Shown
8	011264	Battery Lead (-VE)	1	Not Shown
9	011250	Battery Link	2	
10	427561	Battery Boot, Copper Link	2	
11	427559	Battery Boot, Double Outlet	4	
12	427560	Battery Boot, Single Outlet	2	
13	418520	Battery Terminal, On Line	4	
14	418521	Battery Terminal, On Line	4	
15	011285	Str/Earth Lead (-VE)	1	

Battery Tray & Leads/Battery Leads (Continued)
Battery Leads - 05SC055

Item No.	Part Number	Description	Qty	Remarks
1	011262	Battery Lead (+VE)	1	Not Shown
2	011361	Battery Lead (+VE), Long		Not Shown
7	011261	Battery Lead (-VE)	1	Not Shown
8	011362	Battery Lead (-VE), Long		Not Shown
9	011250	Battery Link	2	
10	427561	Battery Boot, Copper Link	2	
11	427559	Battery Boot, Double Outlet	4	
12	427560	Battery Boot, Single Outlet	2	
13	418520	Battery Terminal, On Line	4	
14	418521	Battery Terminal, On Line	4	
15	011285	Str/Earth Lead (-VE)	1	

Ni-Cad Battery Leads 05SC036



Item No.	Part Number	Description	Qty	Remarks
1	011238	Copper Connector	2	
2	011268	Battery Lead, +ve	1	
3	011269	Battery Lead, -ve	1	
-	011285	STR/Earth Lead (-VE)	1	
-	427559	Battery Boot, Double Outlet	2	
-	558202	Cable, 25 mm ²	2	

Switch, Low Coolant Level – 06SC024
[Feature Code – H375]



Item No.	Part Number	Description	Qty	Remarks
1	019464	Switch, Low Coolant, S35/01	1	

Intentionally Left Blank

Emergency Stop [Feature Code – K796]

PCL 001/002



Item No.	Part Number	Description	Qty	Remarks
2	413080	Emergency Stop Push-switch	2	
-	082657	Label, Emergency Stop	2	
-	706187	M4 x 12 mm Steel Cheesehead Screw	8	
-	715007	M4 Nut, Steel, Normal Series	8	
-	716007	M4 Plain Washer, Thick, Steel, Form A	8	
-	716367	M4 Steel Spring Washer, Single-coil	8	

Emergency Stop (Continued)

Detector 12



Item No.	Part Number	Description	Qty	Remarks
1	413050	Emergency Stop Push-switch	2	Not Shown
-	082657	Label, Emergency Stop	2	
-	706187	M4 x 12 mm Steel Cheesehead Screw	8	
-	715007	M4 Nut, Steel, Normal Series	8	
-	716007	M4 Plain Washer, Thick, Steel, Form A	8	
-	716367	M4 Steel Spring Washer, Single-coil	8	

Emergency Stop (Continued)


PCC



Item No.	Part Number	Description	Qty	Remarks
1	413050	Emergency Stop Push-switch	2	
-	082657	Label, Emergency Stop	2	
-	706187	M4 x 12 mm Steel Cheesehead Screw	8	
-	715007	M4 Nut, Steel, Normal Series	8	
-	716007	M4 Plain Washer, Thick, Steel, Form A	8	
-	716367	M4 Steel Spring Washer, Single-coil	8	

Intentionally Left Blank

Engine Coolant Heater – 09SC006 (240V) [Feature Code – H074 (240V)]

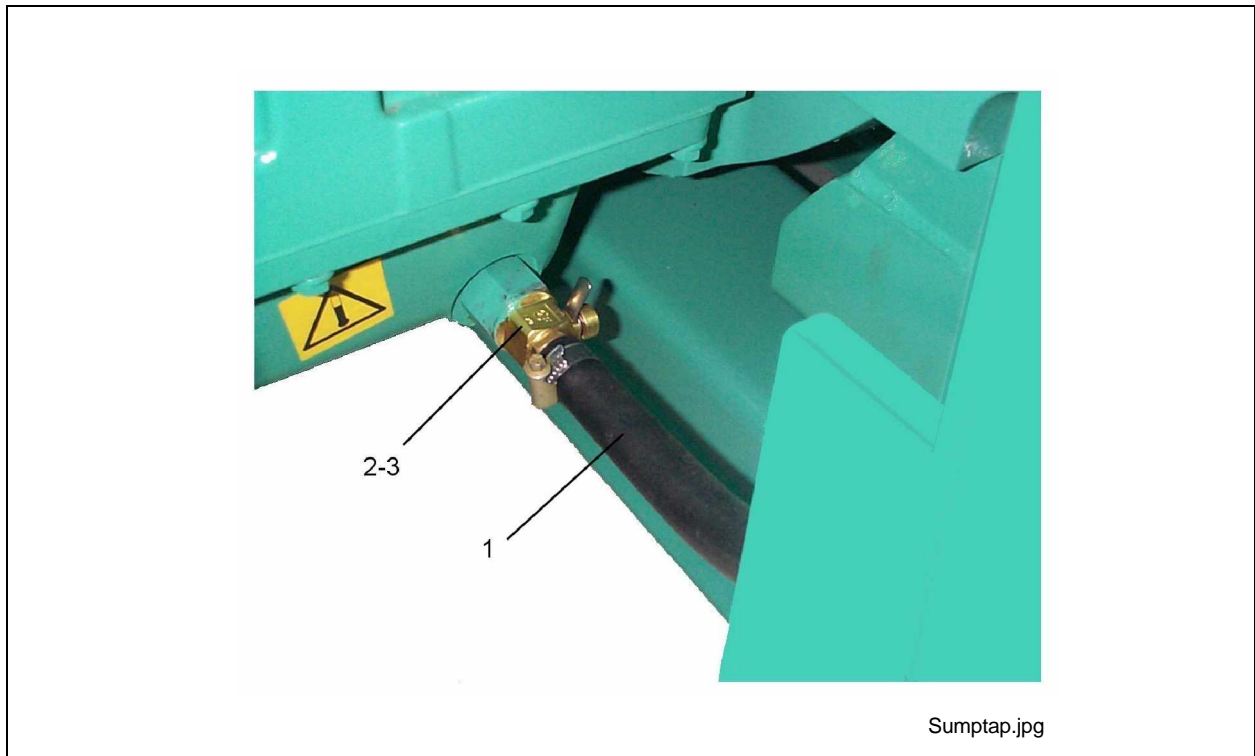


Item No.	Part Number	Description	Qty	Remarks
1	023125	High Temp. Steam Hose 1" Bore, 1.5 m	1	
2	049001	Hose Clip	4	
3	010167	Heater Support	1	
4	010111	Coolant Tank Heater 2kW, 240V	1	
Ancillary/Attaching Parts				
-	010159	1" NPT Connector x 16 I/D Hose	3	
-	050336	1" BSP Socket, BS1740	1	
-	010158	1/2" NPT Connector x 16 I/D Hose	1	
-	010163	1" NPT Tapped, Hex Eng Plug	1	
-	050167	90° Elbow, M/F, 1" BSP	1	
-	010112	Thermostat	1	

Note: The 2A fuse from the Alternator Heater Kit 01SC013 (240V) is installed in the Heater Control Box.


Intentionally Left Blank

Sump Drain Tap – 10SC003



Item No.	Part Number	Description	Qty	Remarks
1	023048	³ / ₄ " Bore Fuel Hose	1	
2	0501162	Adaptor, M/F	1	
3	050695	Oil Sump Drain Valve	1	

Sump Drain Pump- 10SC013 [Feature Code – H520]



Item No.	Part Number	Description	Qty	Remarks
1	050220	1/2" BSP Elbow, M/F	2	
2	050105	Semi-rotary Hand Pump, 1/2" BSF	1	
3	046385	Pump Bracket	1	
4	050219	Hose Connection	2	
-	023048	3/4" Bore Fuel Hose, 0.5 m	1	Not Shown
-	049001	Clip	2	Not Shown


Radiator Drain Tap – 11SC167



Item No.	Part Number	Description	Qty	Remarks
1	050141	½" BSP Brass Draw-off Plug	1	
-	050179	½' BSP Nipple	1	
-	050334	½' BSP Socket – BS 1740	1	

Intentionally Left Blank

Engine Cooling [Feature Code – E082 (40°C)/E074 (50°C)]



11SC197/198 Radiator

Item No.	Part Number	Description	Qty	Remarks
1	037655	Radiator, 40/50°C	1	
2	004502	Packing Plate	2	


Engine Cooling (Continued)

11SC219 Remote Cooling (No Radiator)

Item No.	Part Number	Description	Qty	Remarks
-	047647	Bracket	1	
-	047648	Remote Cooling Pipe	1	
-	023062	Hose, 89 mm I/D, 80 M long	1	
-	047645	Bracket, Guard	1	
-	047642	Bracket, Guard	1	
-	047643	Guard, Charge Alternator	1	
-	047644	Guard, Charge Alternator	1	
-	047534	Pulley Guard	1	
-	049075	T-bolt Latch Clamp	2	
-	049108	U-bolt Clamp	1	
-	605163	Screw, HHC, 1/2"-13 x 1.00	1	
-	607182	5/8" UNC x 1-1/4" LG Hex Screw	2	
-	670084	1/2" Spring Washer, Heavy	1	
-	702127	M6 x 16 mm Hex Head Set Screw, Steel	8	
-	716009	M6 Plain Washer, Thick, Steel, Form A	1	
-	716012	M12 Plain Washer, Thick, Steel, Form A	1	
-	716013	M16 Plain Washer, Thick, Steel, Form A	2	
-	716373	M16 Steel Spring Washer, Single Coil	2	

CE Guarding – 13SC034


Heat Shield



Item No.	Part Number	Description	Qty	Remarks
1	047366	Turbo Guard	1	
2	047365	Heat Shield	1	
-	047372	Bracket	1	
-	047367	Bracket	1	

CE Guarding (Continued)


Terminal Shroud (PCC/PCL)– 89SC042/051



Item No.	Part Number	Description	Qty	Remarks
1	0811366	Terminal Shroud	2	PCL
1	0811366	Terminal Shroud	3	PCC

CE Guarding (Continued)


AVR Cover – 89SC025/055



Item No.	Part Number	Description	Qty	Remarks
1	047321	AVR Cover	1	89SC055
1	047551	AVR Cover	1	89SC025
2	047553	AVR Cover Bracket	2	89SC055
3	047552	Spacer	4	89SC025


CE Guarding (Continued)

Radio Interference Suppression (RIS) Kit – 89SC053




Item No.	Part Number	Description	Qty	Remarks
1	0300421602	RFI Protection Module	1	Detector 12
1	001123	RIS Kit	1	PCL
1	098254	RIS Module	1	PCL
2	098214	RIS Module Loom	1	

Fuel Water Separator – 15SC026 [Feature Code – C127]



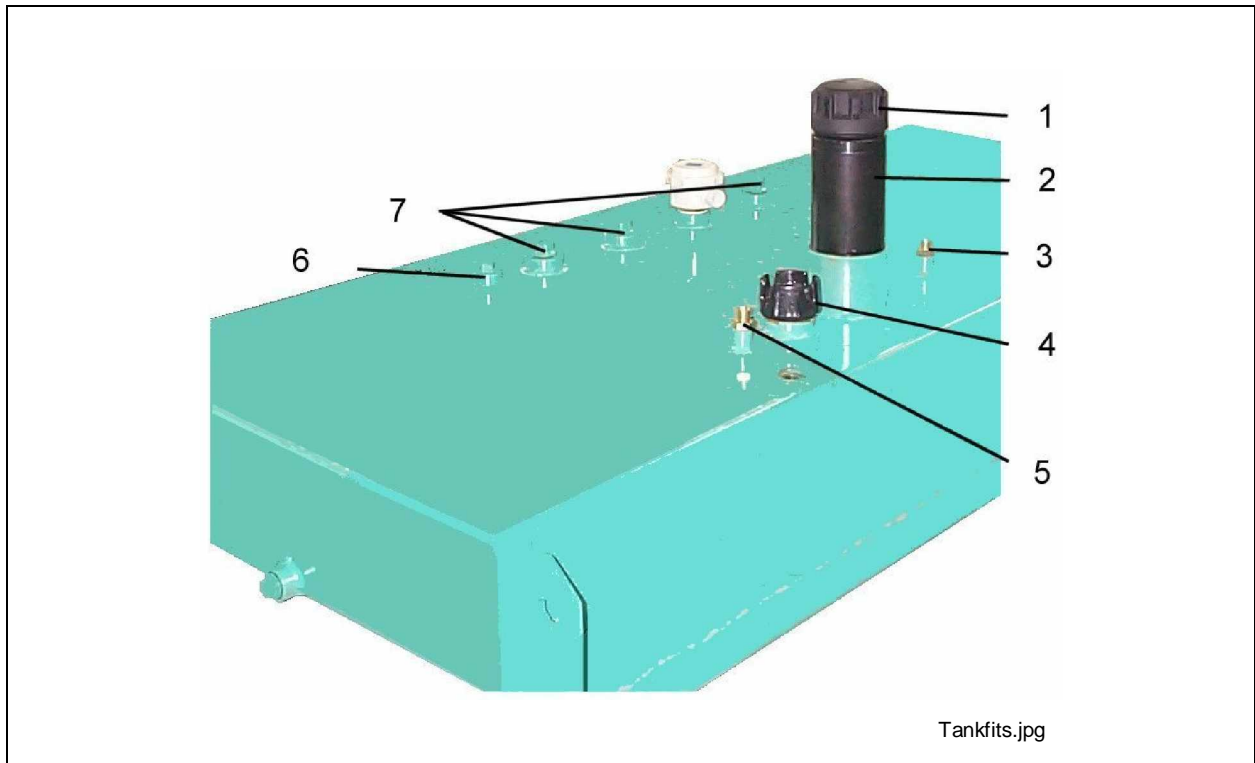
Item No.	Part Number	Description	Qty	Remarks
1	050199	Adaptor Reducing, 1/2" - 5/8" BSP	2	
2	006172	Hose Pipe Assembly, Supply	1	
3	019336	Fuel/Water Separator	1	
4	019339	Fuel/Water Separator Bracket	1	

Fuel-Transfer Hand Pump – 16SC001 [Feature Code – C161]



Item No.	Part Number	Description	Qty	Remarks
1	050171	1" BSP Gunmetal Hose Connector	1	
2	046443	Hand Pump Support Bracket	1	
3	050001	Rotary Hand Pump	1	
4	050227	Hose Connection	2	
5	050362	Elbow 90°, ¾" BSP M/F	2	
-	023046	1" Bore x 1/8" Thick Wall PVC Tube	3	Not Shown
-	049001	Clip	3	Not Shown

Fuel Tank Fittings – 17SC016




Item No.	Part Number	Description	Qty	Remarks
1	046438	Filler Cap	1	
2	046437	Filler Tube	1	
3	050108	$\frac{3}{4}$ " – $\frac{1}{2}$ " BSP M/M Adaptor M.S.	1	
4	019332	Fuel Contents Gauge, Spiral	1	
5	050302	$\frac{3}{4}$ " – $\frac{5}{8}$ " BSP Reducer	1	
6	050195	$\frac{3}{4}$ " BSP Tapered Plug	3	
7	050173	1" BSP Gunmetal Plug	4	
-	011288	Earth Lead (Base Tank to Bedframe)	1	Not Shown

Earth Lead (Alternator to Bedframe) – 20SC069




Item No.	Part Number	Description	Qty	Remarks
1	011348	Earth Lead, 100 mm ² Braid	2	
-	011301	Earth Lead, 240 mm ²	1	

Bedframe & AV Mounts – 25SC050/334/338



Item No.	Part Number	Description	Qty	Remarks
1	0302766	Bedframe	1	
2	027131	Resilient Mounts, P5/2MF, HC5C/D	4	25SC050
2	027131	Resilient Mounts, P5/2MF, HC5E	2	25SC334
2	027131	Resilient Mounts, P5/2MF, HC5F	6	25SC338
3	027136	Resilient Mounts, P5/3MF, HC5C/D/F	2	25SC050, 25SC338
3	027136	Resilient Mounts, P5/3MF, HC5E	4	25SC334
4	031732	Engine Foot, Rear	2	
5	027143	Resilient Mounts, P5/1MF, HC5C/D	2	25SC050
5	027130	Resilient Mounts, P5/4MF, HC5E	2	25SC334
6	031723	Engine Foot, Front	1	

Base Fuel Tank – 25SC061
[Feature Code – C179]



Item No.	Part Number	Description	Qty	Remarks
1	0302794	Base Tank	1	

Ni-Cad Batteries & Stand – 31SC006 (Export)/31SC013 (UK)
 [Feature Code – KPB03 (Export)/KPB04 (UK)]



Item No.	Part Number	Description	Qty	Remarks
1	052222	Ni-Cad Batteries (Dry) and Stand (Export)	1	
1	052207	Ni-Cad Batteries (Charged) and Stand (UK only)	1	

Note: Ni-Cad batteries are available in 9 and 19 cell units.

Intentionally Left Blank

Fuel-Transfer Hand Pump – 42SC001 [Feature Code – KFT07]



Item No.	Part Number	Description	Qty	Remarks
1	023046	1" Bore x $\frac{1}{8}$ " Thick Wall PVC Tube	3	
2	049001	Clip	3	
3	050001	Rotary Hand Pump	1	
4	050227	Hose Connection	3	
5	050362	Elbow 90° $\frac{3}{4}$ " BSP M/F	2	

Intentionally Left Blank

Free-Standing Fuel Tank – 43SC001/002/003
 [Feature Code – KFT01/02/03]




Item No.	Part Number	Description	Qty	Remarks
1	046438	Filler Cap	1	
2	046321	Fuel Tank, 450 litre	1	KFT01
2	046322	Fuel Tank, 900 litre (Standard)	1	KFT02
2	046323	Fuel Tank, 1350 litre	1	KFT03
3	033057	Tank Stand Frame	2	
4	033058	Spreader, 450 litre	2	KFT01
4	033059	Spreader, 900 litre	2	KFT02
4	033060	Spreader, 1350 litre	2	KFT03

Free-Standing Fuel Tank (Continued)

Item No.	Part Number	Description	Qty	Remarks
5	033061	Stay, 450 litre	2	KFT01
5	033062	Stay, 900 litre	2	KFT02
5	033063	Stay, 1350 litre	2	KFT03
6	019001	Fuel Contents Gauge	1	
Ancillary/Attaching Parts				
-	046210	Gasket	1	
-	046439	Filler Plate	1	
-	050122	1/2" BSP Plug, M.I.M.S or W	1	
-	050173	1" BSP Gunmetal Plug	2	
-	050192	3/4" Gate Valve Taper	1	
-	050195	3/4" BSP Tapered Plug	1	
-	050196	3/4" BSP Nipple	1	
-	050361	1 1/2" BSP Taper Plug M/Iron	1	

PCL Control Panel – 80SC192/194 (50/60Hz)
 [Feature Code – H576 (50 Hz)/H577 (60 Hz)]



PCLpanel.jpg

Item No.	Part Number	Description	Qty	Remarks
1	81SC037	PCL-001 Key Start Module	1	H576
1	81SC038	PCL-002 Auto Start Module	1	H577
2	409550	AC Ammeter	3	
3	0811822	Standard Control Panel	1	
	• 0811824	Control Panel Door Assembly	1	
4	410508	Frequency Meter	1	
5	426532	Door Lock	1	
6	0811578	Latch Plate	1	
7	409507	Voltmeter, Dual Scaled	1	
8	410700	PF Transducer & Meter	1	K264
9	413080	Emergency Stop Push-switch	1	K796
10	82SC065	Speed Adjustment Potentiometer	1	A068
10	82SC066	Volt Trim Potentiometer (SX440)	1	K270
11	82SC067	Volt Trim Potentiometer (MX321)	1	K270
12	410550	KW Meter	1	K185


PCL 001/002 Control Panel (Continued)

Item No.	Part Number	Description	Qty	Remarks	
13	01930435	Oil Temperature Gauge	1	K486	
14	01930466	Oil Pressure Gauge	1		
15	01930351	Engine Temperature Gauge	1		
15	03021641	Battery Voltmeter, 12V	1		
15	03021642	Battery Voltmeter, 24V	1		
16	410575	Hours Counter, 50Hz	1		
17	410607	Elapsed Time Meter, 220/240V, 60Hz	1		
18	408518	Amber Neon, 120V	2		
19	433148	Annunciator 510	2		
20	416566	Volts Selector Switch	1		
Ancillary/Attaching Parts					
-	011350	Earth Lead 4 mm ²	2		
-	0811412	Panel Wrapper	1		
-	0821225	Label	1		
-	098240	AC Harness Link Loom	1		
-	410586	Meter Bezel Gasket	5		
-	410686	Meter Gasket 144 mm ²	1		
-	410692	48 mm Gasket	1		
-	420008	Nylon Insulation Spacer	6		
-	427566	Sealing Strip	1		
-	427562	Meters Cover	1		
-	558603	4 mm ² Earth Lead, 6-6BST Terminals	1		
-	989413	Common PCB	1		
-	989414	Meters PCB	1		
-	989415	Gauges PCB	1		
-	989418	Annunciator PCB	1		
-	989419	Option PCB	1		
-	027074	Resilient Mounts AVM202	6		
-	0300451501	Control Box Heater 120V	1		
-	0300451502	Control Box Heater 240V	1		
-	049161	M4 Cage Nut	2		
-	426534	Ratchet Screw	2		

Note: Refer to the Vendor Parts Catalogue for detailed spare parts information for this Control Panel.

Note: Detector 12 information is currently under review by CPG Engineering and part numbers may change.

Detector 12 Control Panel – 433169 thru 433173
[Feature Code – H559]



Item No.	Part Number	Description	Qty	Remarks
1	1930466	Oil Pressure Gauge	1	
2	3081011	Switch (WO/L)	1	
3	3220361	Panel Light	1	
4	3081010	Rocker Switch (W/L)	1	
5	322036001	Lamp Assembly, 12V	1	
5	322036002	Lamp Assembly, 24V	1	
6	1930351	Water Temperature Gauge	1	
7	3022002	Time Totalizing Meter	1	
8	413050	Emergency Stop Push-switch	1	K796, Not Shown
9	03003598	Frequency Adjust Potentiometer	1	A068
10	3021641	Voltmeter, 8-18V	1	
10	3021642	Voltmeter, 16-36V	1	
11	0320168801	Circuit Breaker-Mag (Field)	1	
12	03081052	Rotary Volt/Ammeter Switch	1	
13	3021968	Frequency Meter (<500V)	1	


Detector 12 Control Panel (Continued)

Item No.	Part Number	Description	Qty	Remarks
13	3021992	Frequency Meter (120V)	1	
14	3021975	Ammeter, Scale 0-25, 0-50	1	
14	3021473	Ammeter, Scale 0-50, 0-100	1	
14	3021147	Ammeter, Scale 0-75, 0-150	1	
14	3021683	Ammeter, Scale 0-100, 0-200	1	
14	3021684	Ammeter, Scale 0-150, 0-300	1	
14	3021685	Ammeter, Scale 0-200, 0-400	1	
14	3021724	Ammeter, Scale 0-250, 0-500	1	
14	3021725	Ammeter, Scale 0-375, 0-750	1	
14	3021726	Ammeter, Scale 0-400, 0-800	1	
15	3021148	Voltmeter	1	
15	3021753	Voltmeter	1	
16	03030261	Volts Adjust Potentiometer	1	82SC026
16	0303028501	Volts Adjust Potentiometer	1	82SC027
17	03220363	Lamp Assembly, Upper/Lower Scale	1	
Ancillary/Attaching Parts				
-	03370049	Bonding Strap	1	
-	3004296	PCB Assembly, Engine Monitor, 12V	1	
-	3004297	PCB Assembly, Engine Monitor, 24V	1	
-	334323	Gauge, PCB Assembly	1	
-	3383252	DC Harness (Vertical)	1	
-	3220017	Panel Lamp, 24V	1	
-	3220004	Pilot Lamp, 12V	1	
-	3283252	DC Harness (Vertical)	1	
-	301905501	Door WLDMT Control RH	1	
-	03383429	Harness, TB21	1	
-	03382278	AC Harness (Vertical)	1	
-	0301905401	Door WLDMT Control LH	1	
-	03193030	Box WLDMT Control	1	
-	03550189	Capacitor Assembly	1	
-	5170131	Plug, Hole	1	
-	0300451501	Control Box Heater 120V	1	89SC021
-	0300451502	Control Box Heater 240V	1	89SC022

Note: Refer to the Vendor Parts Catalogue for detailed spare parts information for this Control Panel.

PCC Control Panel – 03005127 (ISO Symbols)/03004305 (English Text)

[Feature Code – H578 (Single)/H579 & H580 (Paralleling)]



Item No.	Part Number	Description	Qty	Remarks
1	0300512701	PCC Controller, 0-600V, Single, ISO Symbols	1	
1	0300512702	PCC Controller, 0-600V, Parallel, ISO Symbols	1	
1	0300430501	PCC Controller, 0-600V, Single, English Text	1	
1	0300430505	PCC Controller, 0-600V, Parallel, English Text	1	
2	0300431101	Door Assembly	1	0-300,0-600V
2	0300431102	Door Assembly	1	0-750V
2	0300431103	Door Assembly	1	0-5250V
2	0300431104	Door Assembly	1	0-15kV
3	08950359	Door Gasket	1	
4	413050	Emergency Stop Push-switch	1	K796

PCC Control Panel (Continued)

Ancillary/Attaching Parts				
-	03004079	Digital PCB	1	
-	0300408001	Analog PCB	1	Single
-	03004481	Display PCB	1	
-	03004462	Customer Interface PCB	1	
-	03004083	Engine Interface PCB	1	
-	03004458	Network Interface Module PCB	1	89SC043
-	0300430601	Voltage Regulator PCB	1	
-	0300430701	Governor O.P. Module	1	
-	0300430801	PT/CT Module	1	
-	0300430901	Bus PT, 0-300V L-L, 120V	1	Paralleling
-	0300430902	Bus PT, 301-480V L-L, 240V	1	Paralleling
-	098290	Harness, Terminal Rail Assembly	1	Single
-	098294	Harness, Terminal Rail Assembly	1	Paralleling
-	0821164	Decal	1	Single
-	0821165	Decal	1	Paralleling
-	0300451501	Control Box Heater 120V	1	89SC031
-	0300451502	Control Box Heater 240V	1	89SC012

Note:

1. ISO Symbol controllers are for the Central Region and English Text controllers are for the Asia and America Regions.
2. Door Assemblies are not available with Paralleling Control Systems.
3. Options B184 and A367 are necessary with all PCC Control Systems.
4. Feature Code H580 is an upgradeable Paralleling option.
5. Refer to the Vendor Parts Catalogue for detailed spare parts information for this Control Panel.

**Battery Charger –85SC010/025 (Lead Acid)/85SC012/027 (Ni-Cad)
[Feature Code – KBC01/02 (Lead Acid)/KBC03/04 (Ni-Cad)]**



Item No.	Part Number	Description	Qty	Remarks
1	402505	Battery Charger, 10A, 24V (Loose)	1	85SC010
1	402532	Battery Charger, 5A, 24V (Wall-mounted)	1	85SC025
1	402507	Battery Charger, 10A, 24V (Loose)	1	85SC012
1	402534	Cabinet Battery Charger, 5A, 24V	1	85SC027

Intentionally Left Blank

Recommended Spare Parts Holding

The table below is a generic list of the recommended spare part holdings for the KTA 19 Series genset. This information is supplied for your guidance only. The data can change when build specific serial numbers are known and without prior notification at the manufacturer's discretion.

It is strongly recommended that you order the parts that meet your requirements. To order your parts follow the procedure given in the Introduction and use the fax order form supplied on page 8 of this manual. If you require further information use the contact information given on the fax order form.

Item No.	Part Number	Description	Qty
1	410575	Hours Counter, 50 Hz (Not PCC)	1
2	01930351	Water Temperature Gauge (Not PCC)	1
3	01930466	Oil Pressure Gauge (Not PCC)	1
4	415060	Relay 24v, 10A	2
5	415075	Relay 24v, 5A 2P	2
6	971004	Diode 10D6 or in 4006S	2
7	CC 2602M	DCA Test Kit	2
8	019456	Oil Temperature Sender (019120)	2
9	433146	PCL 001 Key Start Unit	1
10	433147	PCL 002 Remote Start Unit	1
11	433154	PCL 005 AMF Unit	1
12	409509	Voltmeter, 8-18V	1
13	409507	Voltmeter 72mm Dual Scaled	1
14	409550	Ammeter	1
16	410607	Elapsed Time Meter, 220/240V, 60 Hz	1
17	P00418	Voltmeter Selector Switch	1
18	03021642	Battery Voltage Condition Meter, 24V	1
19	410578	Lube Oil Temperature Gauge	1
20	413050	Emergency Stop Push-switch	1
21	415124	Earth Fault Unit	1
22	414051	Speed Trim Potentiometer	1
23	098255	Volts Trim Potentiometer Loom 1k	1
24	098239	Volts Trim Potentiometer Loom 5k	1
25	402029	Battery Charger 3 Amp	1
26	402505	Battery Charger 10 Amp Wall Mounted	1
27	4011014	3 Pole Circuit Breaker 630 Amp	1
28	4011013	4 Pole Circuit Breaker 400 Amp	1
29	019217	Low Coolant Protection Unit	1
30	019464	Low Coolant Probe (019333)	1

Item No.	Part Number	Description	Qty
31	019322	Float Switch, High/Low Fuel	1
32	019324	Float Switch, Low Fuel (019242)	1
33	019321	Float Switch, Fuel Transfer Control (019198)	1
34	099932	Audible Alarm 12V	1
35	RSK-6001	Rectifier Service Kit	1
36	433159	PCL Software Kit + Manual	1
37	E000-24030	AVR SX440	1
38	E000-24602	AVR SX460	1
39	E000-24210	AVR MX421	1
40	E000-23410	AVR MX341	1
41	E000-23212	AVR MX321	1
42	405593	Fuse 5 Amp (PCC Panel)	2
43	405590	Fuse 10 Amp (PCC Accessory Box)	3
44	FEC 540330	Fuse 20 Amp (Detector 12)	2
45	FEC 540328	Fuse 15 Amp (Detector 12)	1
46	405593	Fuse 5 Amp (Detector 12)	2
47	FEC 540330	Fuse 20 Amp (989413 Common PCB)	1
48	FEC 540328	Fuse 15 Amp (989413 Common PCB)	1
49	FEC 926784	Fuse 2 Amp (989413 Common PCB)	2
50	FEC 926784	Fuse 2 Amp (989414 Meter PCB)	4
51	405501	Fuse 2 Amp (DMC Panel)	9
52	405502	Fuse 6 Amp (DMC Panel)	13
53	405583	Fuse 500 MA (DMC Panel)	1
54	405588	Fuse 1 Amp (DMC Panel)	11
55	405589	Fuse 5 Amp (DMC Panel)	1
56	405526	Fuse 4 Amp (DMC Panel)	2
57	405593	Fuse 5 Amp (PCC)	2
58	405590	Fuse 10 Amp (PCC)	3
59	405501	Fuse 2 Amp (PCL005)	5
60	405526	Fuse 4 Amp (PCL005)	1

Recommended Spare Parts for Periodic Servicing

The tables that follow contain the recommended spare parts necessary to complete the 250, 500, 1000, 3000 and 6000 hour servicing cycles. The minor periodic services (250 and 500 hour and 1000 hour when applicable) must be carried out between the major periodic servicing intervals (1000, 3000 and 6000 hour cycles). To order your parts follow the procedure given in the Introduction and use the fax order form supplied on page 8 of this manual. If you require further information use the contact information given on the fax order form.

Cummins Power Generation recommends that only genuine Cummins parts are used and Cummins approved service engineers maintain your equipment at the recommended servicing intervals. These recommendations will enable you to comply fully with all the requirements of the 180-day Warranty and prevent the invalidation of any Warranty claim.

PCL Modules

Note: PCL Modules can be added to any order as and when necessary.

Part No	Description	Qty	Applicability
433146	PCL 001 Key Start Module	AR	
433147	PCL 002 Remote Start Module	AR	
433154	PCL 005 Mains Failure Module	AR	

250/500 Hour Service

Note: The quantities given are required for the 250-hour and the 500-hour service.

Part No	Description	Qty	Applicability
3629140	Gasket, Rocker Lever Cover	6	
CC 2602M	DCA Test Kit	1	
FF 105D	Fuel Filter	2	
LF 670	Oil Filter	2	
LF 777	Oil Filter Bypass	1	
WF2076	Water Filter	1	
01930432	Water Temperature Sender	1	PCC
193044701	Water Temperature Sender	1	Not PCC
01930444	Oil Pressure Sender	1	PCC
01930448	Oil Pressure Sender	1	Not PCC
405593	Fuse 5 Amp	2	PCC Panel
405590	Fuse 10 Amp	3	PCC Accessory Box
FEC 540330	Fuse 20 Amp	2	Detector 12
FEC 540328	Fuse 15 Amp	1	Detector 12
405593	Fuse 5 Amp	2	Detector 12
FEC 540330	Fuse 20 Amp (989413)	1	Common PCB
FEC 540328	Fuse 15 Amp (989413)	1	Common PCB
FEC 926784	Fuse 2 Amp (989413)	2	Common PCB
FEC 926784	Fuse 2 Amp (989414)	4	Meter PCB
405501	Fuse 2 Amp	9	DMC Panel
405502	Fuse 6 Amp	13	DMC Panel
405583	Fuse 500 MA	1	DMC Panel
405588	Fuse 1 Amp	11	DMC Panel
405589	Fuse 5 Amp	1	DMC Panel
405526	Fuse 4 Amp	2	DMC Panel
405593	Fuse 5 Amp	2	PCC
405590	Fuse 10 Amp	3	PCC
405501	Fuse 2 Amp	5	PCL 005
405526	Fuse 4 Amp	1	PCL 005

1000 Hour Service

Part No	Description	Qty	Applicability
3629140	Gasket, Rocker Lever Cover	6	
0186780	Seal, Thermostat	2	
3076489	Thermostat	2	
0206996	Belt, Alternator	1	
3002203	Fan Belt, G2	1	
3002202	Fan Belt, G3/4	1	
AH1101	Air Filter	1	Standard
CC 2602M	DCA Test Kit	1	
FF 105D	Fuel Filter	2	
LF 670	Oil Filter	2	
LF 777	Oil Filter Bypass	1	
WF2076	Water Filter	1	
RSK-6001	Rectifier Service Kit	1	Standard
01930432	Water Temperature Sender	1	PCC
193044701	Water Temperature Sender	1	Not PCC
01930444	Oil Pressure Sender	1	PCC
01930448	Oil Pressure Sender	1	Not PCC
3050692	Solenoid Starter 24V	1	
405593	Fuse 5 Amp	2	PCC Panel
405590	Fuse 10 Amp	3	PCC Accessory Box
FEC 540330	Fuse 20 Amp	2	Detector 12
FEC 540328	Fuse 15 Amp	1	Detector 12
405593	Fuse 5 Amp	2	Detector 12
FEC 540330	Fuse 20 Amp (989413)	1	Common PCB
FEC 540328	Fuse 15 Amp (989413)	1	Common PCB
FEC 926784	Fuse 2 Amp (989413)	2	Common PCB
FEC 926784	Fuse 2 Amp (989414)	4	Meter PCB
405501	Fuse 2 Amp	9	DMC Panel
405502	Fuse 6 Amp	13	DMC Panel
405583	Fuse 500 MA	1	DMC Panel
405588	Fuse 1 Amp	11	DMC Panel
405589	Fuse 5 Amp	1	DMC Panel
405526	Fuse 4 Amp	2	DMC Panel

Part No	Description	Qty	Applicability
405593	Fuse 5 Amp	2	PCC
405590	Fuse 10 Amp	3	PCC
405501	Fuse 2 Amp	5	PCL005
405526	Fuse 4 Amp	1	PCL005

3000 Hour Service

Part No	Description	Qty	Applicability
3629140	Gasket, Rocker Lever Cover	6	
0067946	Gasket, Oil Drain	2	
0186780	Seal, Thermostat	2	
3076489	Thermostat	2	
0206996	Belt, Alternator	1	
3002203	Fan Belt, G2	1	
3002202	Fan Belt, G3/4	1	
3055069	Oil Drain Plug	2	
3094292	Injector	3	
3801007	Gasket Set, Engine	1	
3803153	Repair Kit, Water Pump	1	
3545647	Repair Kit, Turbo	2	
3804296	Gasket Set, Upper Engine	1	
AH1101	Air Filter	1	Standard
CC 2602M	DCA Test Kit	1	
FF 105D	Fuel Filter	2	
LF 670	Oil Filter	2	
LF 777	Oil Filter Bypass	1	
WF2076	Water Filter	1	
E000-23212	AVR Standard MX321	1	Not PCC
RSK-6001	Rectifier Service Kit	1	Standard
01930432	Water Temperature Sender	1	PCC
193044701	Water Temperature Sender	1	Not PCC
01930444	Oil Pressure Sender	1	PCC
01930448	Oil Pressure Sender	1	Not PCC
410587	Water Temperature Gauge	1	Not PCC
410588	Oil Pressure Gauge	1	Not PCC
410575	Hours Counter, 50 Hz	1	Not PCC
410607	Elapsed Time Meter, 220-240V, 60 Hz	1	Not PCC
3050692	Solenoid Starter 24V	1	
405593	Fuse 5 Amp	2	PCC Panel
405590	Fuse 10 Amp	3	PCC Accessory Box
FEC 540330	Fuse 20 Amp	2	Detector 12
FEC 540328	Fuse 15 Amp	1	Detector 12

Part No	Description	Qty	Applicability
405593	Fuse 5 Amp	2	Detector 12
FEC 540330	Fuse 20 Amp (989413)	1	Common PCB
FEC 540328	Fuse 15 Amp (989413)	1	Common PCB
FEC 926784	Fuse 2 Amp (989413)	2	Common PCB
FEC 926784	Fuse 2 Amp (989414)	4	Meter PCB
405501	Fuse 2 Amp	9	DMC Panel
405502	Fuse 6 Amp	13	DMC Panel
405583	Fuse 500 MA	1	DMC Panel
405588	Fuse 1 Amp	11	DMC Panel
405589	Fuse 5 Amp	1	DMC Panel
405526	Fuse 4 Amp	2	DMC Panel
405593	Fuse 5 Amp	2	PCC
405590	Fuse 10 Amp	3	PCC
405501	Fuse 2 Amp	5	PCL005
405526	Fuse 4 Amp	1	PCL005

6000 Hour Service

Part No	Description	Qty	Applicability
3629140	Gasket, Rocker Lever Cover	6	
0067946	Gasket, Oil Drain	2	
0186780	Seal, Thermostat	2	
3076489	Thermostat	2	
0206996	Belt, Alternator	1	
3002203	Fan Belt, G2	1	
3002202	Fan Belt, G3/4	1	
3018453	Shutdown Valve	1	
3044196	EFC Governor	1	Not PCC
3055069	Oil Drain Plug	2	
3094292	Injector	3	
3408324	Actuator, Governor	1	
3801007	Gasket Set, Engine	1	
3803153	Repair Kit, Water Pump	1	
3545647	Repair Kit, Turbo	2	
3804296	Gasket Set, Upper Engine	1	
AH1101	Air Filter	1	Standard
CC 2602M	DCA Test Kit	1	
FF 105D	Fuel Filter	2	
LF 670	Oil Filter	2	
LF 777	Oil Filter Bypass	1	
WF2076	Water Filter	1	
E000-23212	AVR Standard MX321	1	Not PCC
RSK-6001	Rectifier Service Kit	1	Standard
01930432	Water Temperature Sender	1	PCC
193044701	Water Temperature Sender	1	Not PCC
01930444	Oil Pressure Sender	1	PCC
01930448	Oil Pressure Sender	1	Not PCC
410587	Water Temperature Gauge	1	Not PCC
410588	Oil Pressure Gauge	1	Not PCC
410575	Hours Counter, 50 Hz	1	Not PCC
410607	Elapsed Time Meter, 220-240V, 60 Hz	1	Not PCC
3050692	Solenoid Starter 24V	1	
405593	Fuse 5 Amp	2	PCC Panel

Part No	Description	Qty	Applicability
405590	Fuse 10 Amp	3	PCC Accessory Box
FEC 540330	Fuse 20 Amp	2	Detector 12
FEC 540328	Fuse 15 Amp	1	Detector 12
405593	Fuse 5 Amp	2	Detector 12
FEC 540330	Fuse 20 Amp (989413)	1	Common PCB
FEC 540328	Fuse 15 Amp (989413)	1	Common PCB
FEC 926784	Fuse 2 Amp (989413)	2	Common PCB
FEC 926784	Fuse 2 Amp (989414)	4	Meter PCB
405501	Fuse 2 Amp	9	DMC Panel
405502	Fuse 6 Amp	13	DMC Panel
405583	Fuse 500 MA	1	DMC Panel
405588	Fuse 1 Amp	11	DMC Panel
405589	Fuse 5 Amp	1	DMC Panel
405526	Fuse 4 Amp	2	DMC Panel
405593	Fuse 5 Amp	2	PCC
405590	Fuse 10 Amp	3	PCC
405501	Fuse 2 Amp	5	PCL 005
405526	Fuse 4 Amp	1	PCL 005