

Parts Manual

C-18 Genset Package

JZB126-UP(Engine)

DSB189-UP(Package)

Product and Dealer Information

Note: For product identification plate locations, see the section "Product Identification Information" in the Operation and Maintenance Manual.

Delivery Date: _____

Product Information

Model: _____

Product Identification Number: _____

Engine Serial Number: _____

Transmission Serial Number: _____

Generator Serial Number: _____

Attachment Serial Numbers: _____

Attachment Information: _____

Customer Equipment Number: _____

Dealer Equipment Number: _____

Dealer Information

Name: _____ Branch: _____

Address: _____

Dealer Contact

Phone Number

Hours

Sales: _____

Parts: _____

Service: _____

TABLE OF CONTENTS

<p>TABLE OF CONTENTS A1</p> <p>GENERAL INFORMATION A2</p> <p>REPAIR ALTERNATIVES A5</p> <p>GROUP NAME INDEX A6</p> <p>GENSET PACKAGE - GS275(C18) A8</p> <p>ENGINE ARRANGEMENT 1</p> <p style="padding-left: 20px;">ENGINE AR-COMPLETE 1</p> <p style="padding-left: 20px;">ENGINE AR-BASIC 2</p> <p>BASIC ENGINE 3</p> <p style="padding-left: 20px;">BLOCK GP - CYLINDER 4</p> <p style="padding-left: 20px;">BELT SET - 'V' 29</p> <p style="padding-left: 20px;">CAM SHAFT GP - SINGLE 8</p> <p style="padding-left: 20px;">COVER GP (CAM & IDLER GEAR ACCESS) 30</p> <p style="padding-left: 20px;">COVER GP - CENTRAL STRUCTURE 32</p> <p style="padding-left: 20px;">COVER GP - REAR STRUCTURE 31</p> <p style="padding-left: 20px;">COVER GP - MECHANISM 35</p> <p style="padding-left: 20px;">COVER GP-PROTECTION 33</p> <p style="padding-left: 20px;">CRANKSHAFT GP 9</p> <p style="padding-left: 20px;">DAMPER GP 38</p> <p style="padding-left: 20px;">FASTENER GP (OIL PAN) 41</p> <p style="padding-left: 20px;">FASTENER GP 42</p> <p style="padding-left: 20px;">FLYWHEEL GP 43</p> <p style="padding-left: 20px;">GUIDE GP-OIL LEVEL 44</p> <p style="padding-left: 20px;">HOUSING GP - FLYWHEEL 45</p> <p style="padding-left: 20px;">LIFTING GP - (REAR) 46</p> <p style="padding-left: 20px;">LIFTING GP - (FRONT) 49</p> <p style="padding-left: 20px;">PAN GP - OIL 50</p> <p style="padding-left: 20px;">PLUG GP-CYLINDER BLOCK 51</p> <p style="padding-left: 20px;">PLUG GP - HEAD 52</p> <p style="padding-left: 20px;">PISTON GP 28</p> <p style="padding-left: 20px;">SUPPORT GP - FRONT 54</p> <p>ELECTRICAL SYSTEM 59</p> <p style="padding-left: 20px;">ALTERNATOR GP 59</p> <p style="padding-left: 20px;">CONTROL GP - MOUNTING & ELECTRONIC 60</p> <p style="padding-left: 20px;">MOTOR GP - ELECTRICAL START 64</p> <p style="padding-left: 20px;">MOUNTING GP - SENSOR 67</p> <p style="padding-left: 20px;">SENSOR GP - ENGINE 69</p> <p style="padding-left: 20px;">WIRING GP-ELECTRICAL 71</p>	<p>AIRINLET AND EXHAUST SYSTEM 86</p> <p style="padding-left: 20px;">DISPOSAL GP-FUMES 101</p> <p style="padding-left: 20px;">ELBOW GP - AIR INLET 86</p> <p style="padding-left: 20px;">LINES GP-AIR 87</p> <p style="padding-left: 20px;">MANIFOLD GP-EXHAUST 88</p> <p style="padding-left: 20px;">TURBOCHARGER GP 90</p> <p>FUEL SYSTEM 102</p> <p style="padding-left: 20px;">FILTER GP - WATER SEPARATOR 102</p> <p style="padding-left: 20px;">LINES GP - FILTER 104</p> <p style="padding-left: 20px;">LINES GP - FUEL 105</p> <p style="padding-left: 20px;">MANIFOLD GP - FUEL 107</p> <p style="padding-left: 20px;">PUMP GP - FUEL PRIMING & SECONDARY FILTER 109</p> <p style="padding-left: 20px;">PUMP GP - FUEL INJECTOR 115</p> <p style="padding-left: 20px;">TANK GP - FUEL 116</p> <p>LUBRICATION SYSTEM 118</p> <p style="padding-left: 20px;">FILLER GP - OIL (LEFT FRONT) 118</p> <p style="padding-left: 20px;">FILTER GP - OIL (B) 119</p> <p style="padding-left: 20px;">LINES GP - DRAIN (OIL) 120</p> <p style="padding-left: 20px;">LINES GP - OIL 121</p> <p style="padding-left: 20px;">LINES GP - TURBO OIL 122</p> <p style="padding-left: 20px;">PUMP GP - ENGINE OIL (ONE SECTION GEAR) 124</p> <p>COOLING SYSTEM 127</p> <p style="padding-left: 20px;">LINES GP - WATER 127</p> <p style="padding-left: 20px;">PUMP GP - WATER 129</p> <p>PARTS NUMERICAL INDEX PN11</p>
--	--

GENERAL INFORMATION

1. ENGINE IDENTIFICATION

Caterpillar engines are identified with Serial Numbers and Arrangement Numbers. In some cases, Modification Numbers are also used. The serial number plate which shows these numbers is mounted on the engine.

2. ORDERING PARTS



When replacement parts are required for this product Caterpillar recommends using Caterpillar replacement parts or parts with equivalent specifications including, but not limited to, physical dimensions, type, strength and material.

Quality Caterpillar replacement parts are available from Caterpillar dealers throughout the world. Their parts inventories are up to date and include all parts normally required to protect your investment in Caterpillar Engines. Dealers may offer repair kits or remanufactured parts to allow selection of the most effective repair alternative for a particular situation. When ordering parts, your order should specify the quantity, part number, part name, and the serial number/product identification number of the engine for which the parts are needed.

3. PARTS MANUAL ORGANIZATION

Product information in this manual is presented as "information elements" that represent all of the components for the specific model. An Engine Arrangement is an example of an information element. The information elements are organized alphabetically by part name and secondarily by part number within each major section of the manual.

4. TABLE OF CONTENTS

A table of contents (TOC) is found at the beginning of the manual. The TOC lists each section of the manual with a complete list of all information elements organized as they appear in the manual. Page numbers are provided for quick reference to detailed parts identification illustrations and serviceable consist lists.

5. MAINTENANCE PARTS INDEX

The Maintenance Parts Index, located near the beginning of the manual, references most frequently used maintenance part numbers, providing description, quantity, usage and page number. This information is organized alphabetically by part description.

6. INDEX

The index located near the front of the manual is an alphabetical listing of all information elements included in the manual. Page numbers are provided for quick reference to detailed parts identification illustrations and serviceable consist lists.

7. PART NUMBER INDEX

A numerical index listing all part numbers and the corresponding page number(s) appears at the back of the manual.

8. CAPTIONS

Captions located at the beginning each information element identify the part number and part name along with additional descriptive information. S/N information found in each caption should be used to select correct information for a specific engine. Field replacement options, identification of optional attachment components, and where used ("part of") information is also provided.

The first line of a caption is shown in larger type font to indicate the beginning of an information element. Captions for additional pages that may be required to illustrate an information element will be shown in standard type font and will include the term (*contd.*)

9. NON-SERVICED PARTS

In some instances it is necessary to display non-serviced parts that are a link to lower level serviceable consist lists. These non-serviced part numbers are shown in *italic* type indicating that they are not available. All consist list have not been converted to reflect this enhancement. (Note : For India Products, serviceability of Parts/Part Numbers are not

GENERAL INFORMATION

covered fully due to non-availability of information).

10. PARTS LIST REFERENCE NUMBERS

Numbers shown in the Ref No column correspond to numbers used in the associated graphic(s). An alphabetic suffix may be added to a reference number to identify lower level consist items. Numbers shown in the Graphic Ref column refer to the graphic number identifier displayed in the lower left corner of each illustration. The Graphic Ref number may be used in combination with the item Ref No to determine the correct part number. There may be intentional omission of a Ref No in a consist list as information is updated to reflect the latest serviceable part numbers

11. INDENTED PART NAMES

When a part name is indented in a parts list, it is part of (included in) the group or assembly under which it is indented.

12. ILLUSTRATION REFERENCE LETTERS

When necessary, illustrations contain reference letters (A, B, C etc.) that are intended to track lines and harnesses from one point to another. They are also used to show where to reconnect illustrations that have been separated.

13. ABBREVIATIONS AND SYMBOLS

O.D. - Outside Diameter
I.D.- Inside Diameter
A - Not Part Of This Group
B - Use As Required
C - Change From Previous Type
D- Order By The Meter
E - Order By The Centimeter
F - Not Shown
G - Order By The inch
I - See Hose Fabrication Guide
M - Metric Part
R - Remfg Part May Be Available
Y - Separate Illustration
Z - Not Serviced Separately

GENERAL INFORMATION

8 → **LUBRICATION SYSTEM**
151-1356 LINES GP - FUEL
 S / N : 1XD00270-UP
 PART OF 81561257 ENGINE BASIC

NOTE	REF NO	GRAPHIC REF	PART NUMBER	QTY	PART NAME	SEE PAGE
					1 2 3 4 5 6 (PRODUCT LEVEL)	
	1		08-5087	1	TEE	
	2	1	8L-2786	1	SEAL O RING	
	3	1,2,3	8L-2779	10	SEAL O RING	
	4	1	102-2240	1	SENSOR GP - TEMPERATURE	
	5	1	119-0960	1	BRACKET	
	6	1	125-6795	1	HOSE AS	
	7	1,2,3	6V-3636	4	CONNECTOR	
	8	1,2,3	8V-9460	19	SEAL O RING	
	9	3	6V-3634	1	CONNECTOR SEAL	
	10	1	125-6796	1	HOSE AS	
	11	3	3P-7854	2	CLIP	
	12	3	807923	4	CLIP	
	13	1,2,3	08-1564	4	BOLT	
	14	1	1R-0749	2	FILTER AS - FUEL	
	15	3	9S-8752	3	NUT FULL	
	16	1	125-6797	1	HOSE AS	
	17	1	125-6798	1	HOSE AS	
	18	1,3	9X-6455	6	WASHER HARD	
	19	1	08-1588	1	BOLT	
	20	1,2,3	6N-4948	7	WASHER	
	21	1	6N-2646	1	BASE AS - FUEL FILTER	
			6V-5049	1	SEAL O RING	
			9S-4167	2	STUD HOLLOW	
			9S-6004	1	PLUG O RING	
	22	1	6N-4414	1	COVER FILTER BASE	
	23	1,3	1P-0436	1	GASKET	
	24	1,3	9S-4191	4	PLUG O RING	
	25	1,2,3	6V-6724	3	ELBOW	
	26	2	8N-9728	1	PLATE	
	27	2	7B-2742	1	BOLT	
	28	2	3P-0537	1	WASHER	
	29	2	1B-0760	1	BOLT	
	30	1,2	9M-1974	5	WASHER HARD	
	31	3	9S-4182	1	PLUG	
	32	3	6V-5048	1	SEAL O RING	
	33	3	157-1377	1	HOSE AS	
	34	3	08-1565	1	BOLT	
	35	3	6V-3407	1	HOSE AS	
	36	3	1R-7058	1	NUT FULL	
	37	3	102-7535	1	VALVE GP - PRESSURE CONTROL	62
	38	2	1B-3057	1	CLIP	
	39	2	116-2619	1	BRACKET	
	40	2	133-0555	1	MANIFOLD	
	41	1,2	1B-9575	4	BOLT	
	42	2	8T-6876	2	ELBOW	
	43	2,3	033-6033	4	SEAL O RING	
	44	2	115-4316	1	TUBE AS	
	45	2	6V-9873	2	CONNECTOR	
	46	2	115-4321	1	TUBE AS	
	47	3	7D-1649	3	WASHER	

GRAPHIC #1
58 LUBRICATION SYSTEM 1 of 4

LUBRICATION SYSTEM
151-1356 LINES GP - FUEL (Contd.)
 S / N : 1XD00270-UP
 PART OF 81561257 ENGINE AR BASIC

NOTE	REF NO	GRAPHIC REF	PART NUMBER	QTY	PART NAME	SEE PAGE
					1 2 3 4 5 6 (PRODUCT LEVEL)	
	48	1,2,3	9S-8004	4	PLUG O RING	
	49	1	6N-5587	1	PLATE	
	50	1	135-9981	1	JUNCTION BDX	
	51	3	9S-1366	1	BOLT	
	52	3	1B-9420	1	CLIP	
	53	3	4D-7735	1	CLIP	
	54	3	130-4555	1	HOSE AS	
	55	3	4E-3008	1	BOLT	
	56	3	6N-0809	2	WASHER	
	57	3	8S-0948	1	SPACER	
	58	3	2K-5870	1	SPACER	
	59	3	3S-2093	2	STRAP CABLE	

Y - SEPARATE ILLUSTRATION

FRONT VIEW OF ENGINE

GRAPHIC #1
2 of 4 LUBRICATION SYSTEM 59

8 → **LUBRICATION SYSTEM**
151-1356 LINES GP - FUEL (Contd.)

REAR VIEW OF ENGINE

RIGHT SIDE VIEW OF ENGINE

GRAPHIC #2
60 LUBRICATION SYSTEM 3 of 4

LUBRICATION SYSTEM
151-1356 LINES GP - FUEL (Contd.)

TOP VIEW OF ENGINE

SECTION A-A

SECTION B-B

SECTION C-C

SECTION D-D

GRAPHIC #3
4 of 4 LUBRICATION SYSTEM 61

REPAIR ALTERNATIVES

REMANUFACTURED COMPONENTS

As an option when making repairs consider Caterpillar Remanufactured Components. Components that are available through the Caterpillar Remanufactured Program are identified three ways in the parts book:

- with the letter R in the note field of the parts list
- with an R* at the beginning of the first line of the caption
- with an *R at the end of the first line of the caption

Typical components included in the Remanufacturing Program include:

ALTERNATORS
CONNECTING RODS
CRANKSHAFTS - UNDERSIZE
CRANKSHAFTS - UPGRADE TO NEW
CYLINDER HEADS
ELECTRONIC CONTROL MODULES (ECM)
ELECTRONIC SENSORS
FUEL INJECTORS
FUEL NOZZLES
FUEL PUMPS
GOVERNORS
OIL PUMPS
PISTONS
SHORT BLOCKS
STARTERS
TURBOCHARGERS - COMPLETE
TURBOCHARGER CARTRIDGES
WATER PUMPS

Caterpillar Remanufactured engines for many engine arrangements are also available.

GROUP NAME INDEX

A

ADAPTER GP-BASIC	11
ALTERNATOR GP - CHARGING(BASIC)	59
ARM GP - VALVE ROCKER	26

B

BASE GP	3
BLOCK GP-CYLINDER	4
BELT SET-VEE	31
BATTERY GP-B	76
BASE GP - FUEL FILTER	113
BODY ASSEMBLY - OIL PUMP	125

C

CAMSHAFT GP - SINGLE	8
CRANK SHAFT GP	9
CLEANER GP - AIR (A)	94
CLEANER GP - AIR (A)	97
CONTAINER GP	139
CONTROL GP - MOUNTING & ELECTRONIC .	60
CONTROL GP-A6001	74
CONTROL GP-ELECTRONIC	75
CONTROL GP	76
CONTROL GP-ELECTRONIC	77
CONTROL GP-AUTO	78
COVER GP (CAM & IDLER GEAR ACCESS) .	30
COVER GP (REAR STRUCTURE)	31
COVER GP (CENTRAL STRUCTURE)	33
COVER GP - PROTECTION	35
COVER GP - VALVE MECHANISM (B)	37
COVER GP	147
COVER GP	152

D

DRIVE GP - PUMP	10
DAMPER GP - PULLEY	38
DRIVE GP - FAN(BELT) (D) (BLOWER)	39
DISPOSAL GP - FUMES	100
DISPOSAL GP - FUMES	101
DOOR ASSEMBLY - RH	143
DOOR ASSEMBLY - LH	145
DOOR ASSEMBLY - RH (WINDOW)	148
DOOR ASSEMBLY - LH (WINDOW)	150

E

ENGINE AR-COMPLETE	1
ENGINE AR-CORE	2
ELBOW GP - AIR INLET	86
EXHAUST GP	92

F

FASTENER GP-OIL PUMP MTG-ENGINE	12
FASTENER GP- (FRONT HOUSING)	13
FASTENER GP - MECHANISM	14
FASTENER GP (OIL PAN)	41
FASTENER GP	42
FLYWHEEL GP	43
FITTING GP-EXHAUST	93
FILTER GP - WATER SEPARATOR & FUEL FILTER	102
FILLER GP - OIL (LEFT FRONT)	118
FILTER GP - OIL (B)	119
FAN GP	137
FILM GP	138

G

GEAR GP - FRONT	15
GUIDE GP - OIL LEVEL (LH REAR)	44
GENERATOR GP-ENGINE (500KVA)	83
GENERATOR GP-ENGINE (600KVA)	84
GAGE GP - FUEL	117

H

HEAD GP - CYLINDER	19
HOUSING GP - FRONT	23
HOUSING GP - FLYWHEEL	45
HARNES AS	82

L

LIFTING GP - REAR	46
LIFTING GP - (FRONT)	47
LINES GP -AIR	87
LINES GP - FILTER	104
LINES GP - FUEL	105
LINES GP - DRAIN (OIL)	120
LINES GP - OIL	121
LINES GP - TURBO OIL	122
LINES GP - WATER	127
LIGHTING GP	141

GROUP NAME INDEX

M

MECHANISM GP - FUEL PUMP & VALVE	25
MOUNTING GP - BRACKET	48
MOUNTING GP - ALTERNATOR	49
MOTOR GP - ELECTRIC STARTING	64
MOUNTING GP - SENSOR	67
MANIFOLD GP - EXHAUST	88
MANIFOLD GP - FUEL	108

P

PISTON GP - ROD	28
PAN GP - OIL (REAR PUMP)	50
PLUG GP - CYLINDER BLOCK	51
PLUG GP - HEAD	52
PUMP GP - FUEL TRANSFER & MOUNTING (REAR)	53
PICKUP GP - MAGNETIC	68
PANEL GP - INSTRUMENT-A	79
PANEL GP - INSTRUMENT-B	80
PUMP GP - FUEL PRIMING & SECONDARY FILTER	109
PUMP GP - FUEL INJECTOR	115
PUMP GP - ENGINE OIL (ONE SECTION GEAR)	124
PUMP GP - WATER	129
PANEL GP - ENGINE FRONT (RDTR TOP) ...	153
PANEL GP - ENGINE FRONT (RDTR BOT) ...	154
PANEL GP - ENGINE FRONT (RDTR SIDE) ..	155

R

RAIN CAP ASSEMBLY	100
ROD AS - FUEL PRIMING PUMP	111
RADIATOR GP - G	131
RADIATOR GP - AFTER COOLER	132
RADIATOR GP - BASIC	135

S

SENSOR GP - ENGINE	69
SUPPORT GP - ENGINE (FRONT)	54

T

TURBOCHARGER GP	89
TANK GP - FUEL	116

V

VALVE AS	112
VALVE GP - CHECK	114

W

WIRING GP - ELECTRONIC CONTROL	71
--------------------------------------	----

GENSET PACKAGE - GS275 (C18)

NOTE	PART NUMBER	QTY	PART NAME						SEE PAGE
			1	2	3	4	5	6 (PRODUCT LEVEL)	
Y	254-2020	1	BASE AS						55
Y	262-4251	1	BATTERY GP-B						73
Y	298-0665	1	CAP AS						100
Y	240-9438	1	CLEANER GP-AIR						97
Y	247-9632	1	CLEANER GP-AIR						94
Y	261-5132	1	CONTROL GP-A6001 (ECMP3.2)						76
Y	266-1427	1	CONTROL GP-A6001 (ECMP3.1)						74
Y	298-3482	1	CONTAINER GP						139
Y	262-4226	1	CONTROL GP-AUTO						78
Y	297-7879	1	DISPOSAL GP-FUME						100
Y	298-6607	1	DUCT GP-AIR						103
Y	277-9899	1	ENGINE AR-COMPLETE						1
Y	297-7880	1	EXHAUST GP						92
Y	298-4968	1	FILM-GP						137
Y	298-4038	1	GENERATOR GP-ENGINE (600 KVA)						84
Y	298-5136	1	GENERATOR GP-ENGINE (500 KVA)						83
Y	234-5561	1	GUARD GP						57
Y	291-0705	1	HARNESS AS						85
	266-8826	1	HEATER-SPACE						
Y	298-2304	1	LINES GP-FUEL						56
	246-5894	1	MODULE-SENSOR						
Y	260-8373	1	RADIATOR GP						131
	266-8823	1	SENSOR R.T.D						
	266-8824	1	SENSOR R.T.D BRG						
Y	298-3444	1	TANK GP-FUEL						116
Y-SEPARATE ILLUSTRATION									

ENGINE ARRANGEMENT

277-9899 ENGINE AR-COMPLETE

S/N: JZB00126-UP

NOTE	PART NUMBER	QTY	PART NAME						SEE PAGE
			1	2	3	4	5	6 (PRODUCT LEVEL)	
Y	262-2662	1	ALTERNATOR GP-CHARGING						59
Y	291-5743	1	BELT SET-VEE						29
Y	191-5208	1	CONTROL GP-MOUNTING & ELECTRONIC						60
Y	159-6159	1	COVER GP(CAM & IDLER GEAR ACCESS)						30
Y	184-2453	1	COVER GP(REAR STRUCTURE)						31
Y	232-6635	1	COVER GP(CENTRAL STRUCTURE)						32
Y	231-4911	1	COVER GP-PROTECTION						33
Y	222-4412	1	COVER GP-VALVE MECHANISM(B)						35
Y	231-5385	1	DAMPER GP-PULLEY AND ADAPTOR						38
Y	212-2765	1	DISPOSAL GP-FUMES						101
Y	254-5858	1	DRIVE GP-FAN						39
Y	179-1482	1	ELBOW GP-AIR INLET						86
Y	243-2397	1	ENGINE AR-CORE						2
Y	109-3290	1	FASTENER GP(OIL PAN)						41
Y	211-4360	1	FASTENER GP						42
Y	245-2066	1	FILLER GP-OIL(LEFT FRONT)						118
Y	133-5671	1	FILTER GP-WATER SEPERATOR&FUEL FIL						102
Y	241-4187	1	FILTER GP-OIL(B)						119
Y	9Y-7571	1	FLYWHEEL GP						43
Y	187-0672	1	GUIDE GP-OIL LEVEL(LH REAR)						44
Y	178-8579	1	HOUSING GP-FLYWHEEL						45
Y	111-2088	1	LIFTING GP(REAR)						46
Y	127-0564	1	LIFTING GP(FRONT)						47
Y	232-1829	1	LINES GP-AIR						87
Y	267-1704	1	LINES GP-DRAIN						120
Y	213-3595	1	LINES GP-FILTER						104
Y	244-5684	1	LINES GP-FUEL						105
Y	245-2065	1	LINES GP-OIL						121
Y	210-0783	1	LINES GP-TURBO OIL						122
Y	201-0824	1	LINES GP-WATER						127
Y	191-0583	1	MANIFOLD GP						107
Y	192-0772	1	MANIFOLD GP-EXHAUST						88
Y	4N-1062	1	MOTOR GP-ELECTRIC STARTING						64
Y	188-7501	1	MOUNTING GP-SENSOR						67
Y	230-5530	1	MOUNTING GP-BRACKET						48
Y	275-8128	1	MOUNTING GP-ALTERNATOR						49
Y	233-6036	1	PAN GP-OIL(REAR PUMP)						50
Y	4P-7610	1	PICKUP GP-MAGNETIC						68
Y	234-9222	1	PLUG GP-CYLINDER BLOCK						51
Y	230-5378	1	PLUG GP-HEAD						52
Y	191-5054	1	PUMP GP-FUEL PRIMING & SEC. FILTER						109
Y	150-4279	1	PUMP GP-FUEL TRANSFER & MOUNTING						53
Y	224-3239	1	PUMP GP-WATER						129
Y	235-4557	1	SENSOR GP-ENGINE						69
Y	298-6605	1	SUPPORT GP-ENGINE(FRONT)						54
Y	191-6130	1	WIRING GP-ELECTRONIC CONTROL						71

Y - SEPARATE ILLUSTRATION

BASIC ENGINE

243-2397 ENGINE AR-CORE

S/N: JZB00126-UP

PART OF 277-9899 ENGINE AR-COMPLETE

NOTE	PART NUMBER	QTY	PART NAME						SEE PAGE
			1	2	3	4	5	6 (PRODUCT LEVEL)	
Y	122-1248	1	BASE GP						3
Y	261-0191	1	BLOCK GP-CYL						4
Y	201-0566	1	CAMSHAFT GP-SINGLE						8
Y	189-4917	1	CRANK SHAFT GP						9
Y	6I-3638	1	DRIVE GP-PUMP						10
Y	4N-2481	1	FASTENER GP-OIL PUMP MTG-ENGINE						12
Y	4P-6846	1	FASTENER GP-(FRONT HOUSING)						13
Y	109-1657	1	FASTENER GP-MECHANISM						14
Y	207-0449	1	GEAR GP-FRONT						15
Y	244-6893	1	HEAD GP-CYLINDER						19
Y	244-5683	1	HOUSING GP-FRONT						23
Y	190-0009	1	MECHANISM GP-FUEL PUMP & VALVE						25
Y	235-6393	1	PISTON GP-ROD						28
Y	161-4113	1	PUMP GP-ENGINE OIL						124
Y	201-0565	1	PUMP GP-FUEL INJECTOR						115
Y	211-7814	1	TURBOCHARGER GP						89

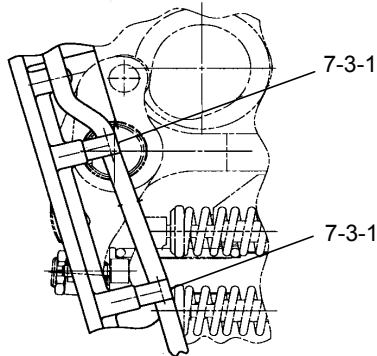
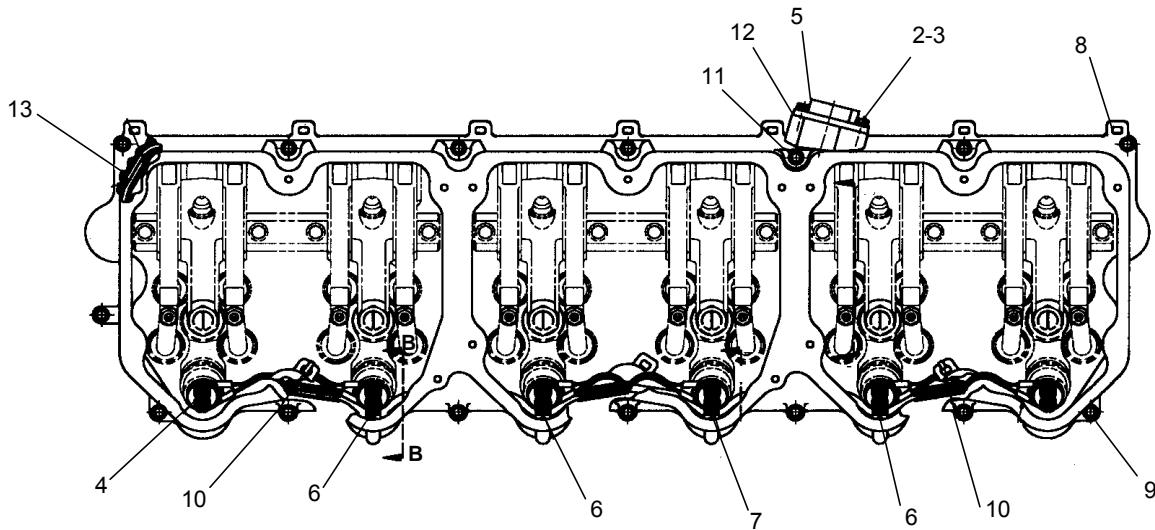
Y-SEPARATE ILLUSTRATION

BASIC ENGINE

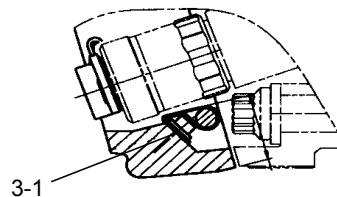
122-1248 BASE GP

S/N: JZB00126-UP
PART OF 243-2397 ENGINE AR-CORE

NOTE	REF NO	GRAPHIC REF	PART NUMBER	QTY	PART NAME						SEE PAGE
					1	2	3	4	5	6 (PRODUCT LEVEL)	
	1	1	8H-3127	6	BOLT (1/4)						
	2	1	4F-7957	2	BOLT (1/4)						
	3	1	5P-0537	8	WASHER						
	4	1	7E-6508	6	CAP AS						
					(EACH INCLUDES)						
			7E-6506	1	CAP						
			7E-6507	2	NUT						
	5	1	122-1486	1	HARNESS AS						
	6	1	100-5218	3	CLIP						
	7	1	100-5219	3	CLIP						
	8	1	289-8215	1	BASE-VALVE COVER						
	9	1	9L-8925	14	BOLT (5/16)						
	10	1	123-3202	2	STRAP-CABLE						
	11	1	122-1472	1	BOLT (5/16)						
	12	1	6V-0128	1	SEAL-CONNECTOR						
	13	1	272-0390	2	SEAL						



VIEW A-A



SECTION B-B

GRAPHIC #1

BASIC ENGINE

261-0191 BLOCK GP-CYLINDER

S/N: JZB00126-UP

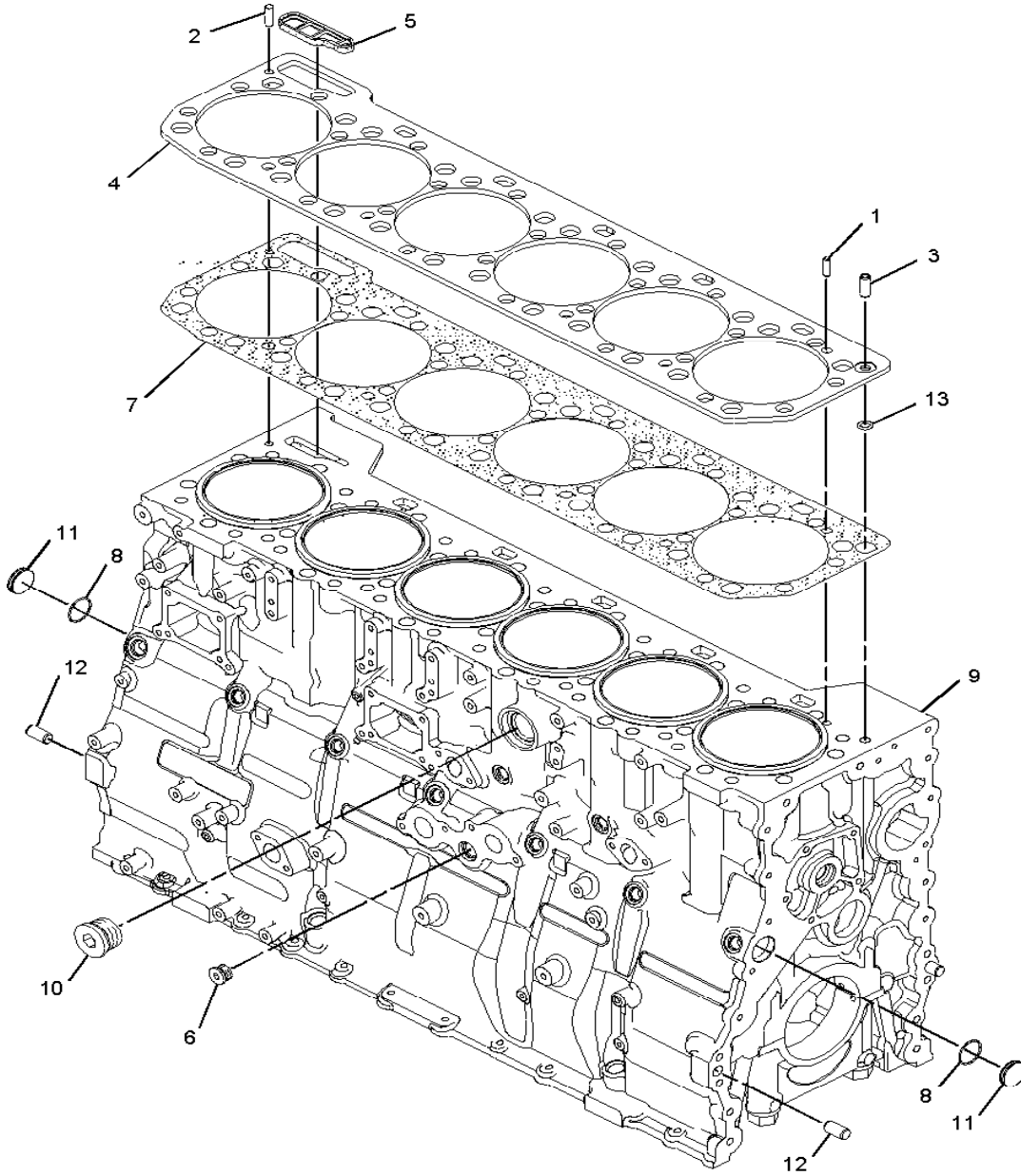
PART OF 243-2397 ENGINE AR-CORE

NOTE	REF NO	GRAPHIC REF	PART NUMBER	QTY	PART NAME						SEE PAGE
					1	2	3	4	5	6 (PRODUCT LEVEL)	
	1	1	1S-9540	1	DOWEL						
	2	1	4N-1650	1	DOWEL						
	3	1	6I-1055	1	DOWEL						
	4	1	6I-4421	1	PLATE-SPACER						
	5	1	142-2329	1	SEAL						
	6	1	201-4340	1	PLUG AS						
	7	1	227-1204	1	GASKET						
	8	1	250-0466	2	SEAL-O-RING						
Y	9	1	301-3018	1	BLOCK AS-CYL						6
	10	1	305-9196	1	PLUG GP-CYLINDER BLOCK						
			6V-5065	1	SEAL-O-RING						
			9S-8010	1	PLUG-O-RING						
	11	1	100-7399	2	PLUG						
	12	1	4N-0683	4	DOWEL						
	13	1	5P-0840	1	SEAL-O-RING						

Y - SEPARATE ILLUSTRATION

BASIC ENGINE

261-0191 BLOCK GP-CYLINDER (contd.)



GRAPHIC #1

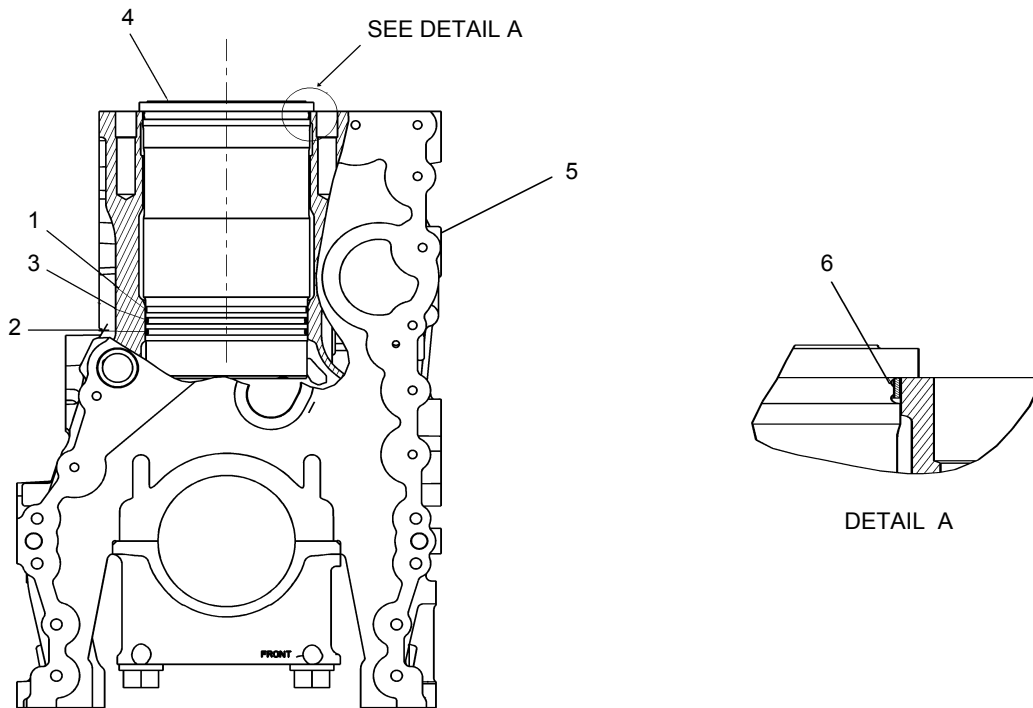
BASIC ENGINE

301-3018 BLOCK AS-CYLINDER

S/N: JZB00126-UP
PART OF 261-0191 BLOCK GP-CYLINDER

NOTE	REF NO	GRAPHIC REF	PART NUMBER	QTY	PART NAME						SEE PAGE	
					1	2	3	4	5	6 (PRODUCT LEVEL)		
	1	1	155-0809	6	SEAL-LINER							
	2	1	155-0810	6	SEAL-LINER							
	3	1	155-2793	6	SEAL-LINER							
	4	1	253-8766	6	LINER-CYLINDER							
Y	5	1	267-4631	1	BLOCK AS-CYLINDER							7
	6	1	9L-5854	6	BAND-FILLER							

Y - SEPARATE ILLUSTRATION



GRAPHIC #1

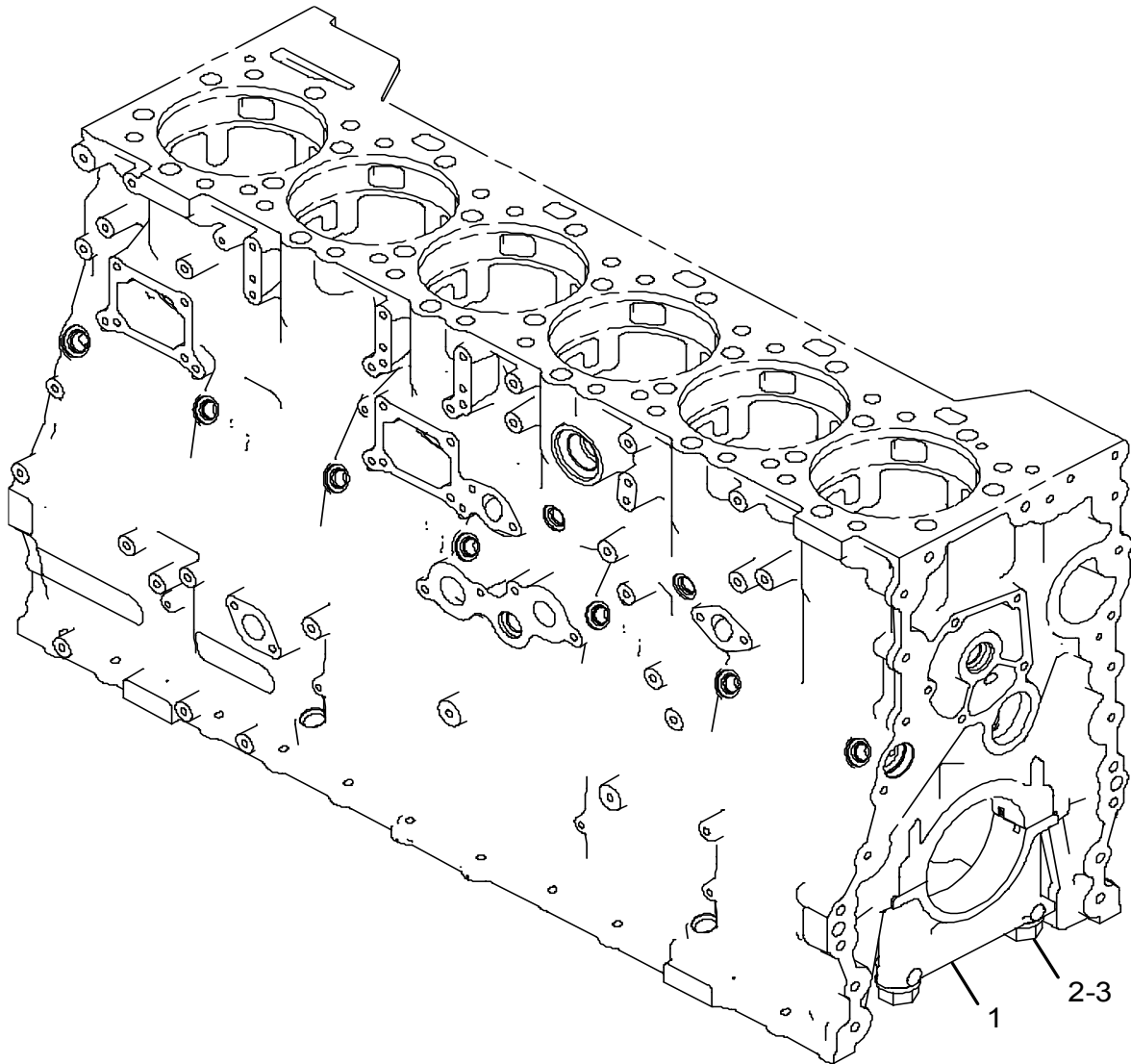
BASIC ENGINE

267-4631 BLOCK AS-CYLINDER

S/N: JZB00126-UP

PART OF 301-3018 BLOCK AS-CYLINDER

NOTE	REF	GRAPHIC	PART NUMBER	QTY	PART NAME						SEE PAGE
	NO	REF			1	2	3	4	5	6 (PRODUCT LEVEL)	
	1	1	167-8081	7	CAP-CRANKSHAFT						
	2	1	167-8083	14	BOLT-BEARING CAP 7/8-14						
	3	1	9H-1031	14	WASHER-HARD						



GRAPHIC #1

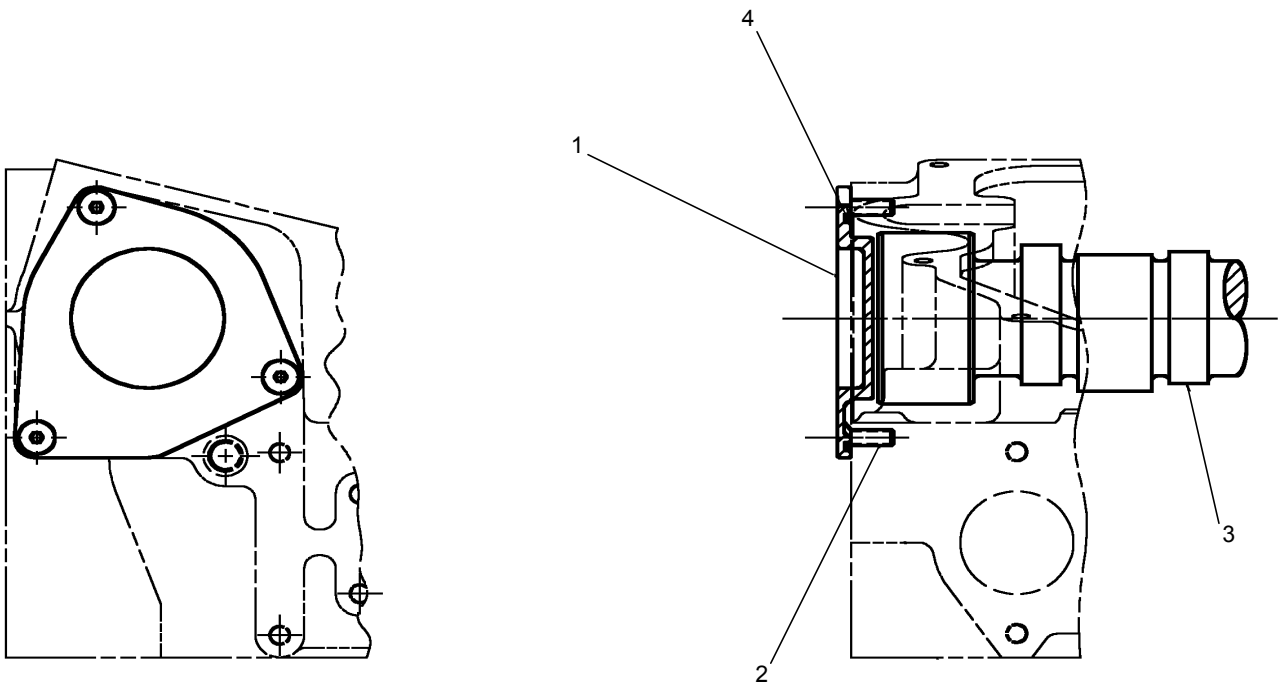
BASIC ENGINE

201-0566 CAM SHAFT GP-SINGLE

S/N: JZB00126-UP

PART OF 243-2397 ENGINE AR-CORE

NOTE	REF NO	GRAPHIC REF	PART NUMBER	QTY	PART NAME						SEE PAGE
					1	2	3	4	5	6 (PRODUCT LEVEL)	
	1	1	102-9089	1	COVER						
	2	1	119-0036	3	SCREW (5/16)						
	3	1	201-2677	1	CAMSHAFT						
	4	1	6V-1197	1	SEAL						



GRAPHIC #1

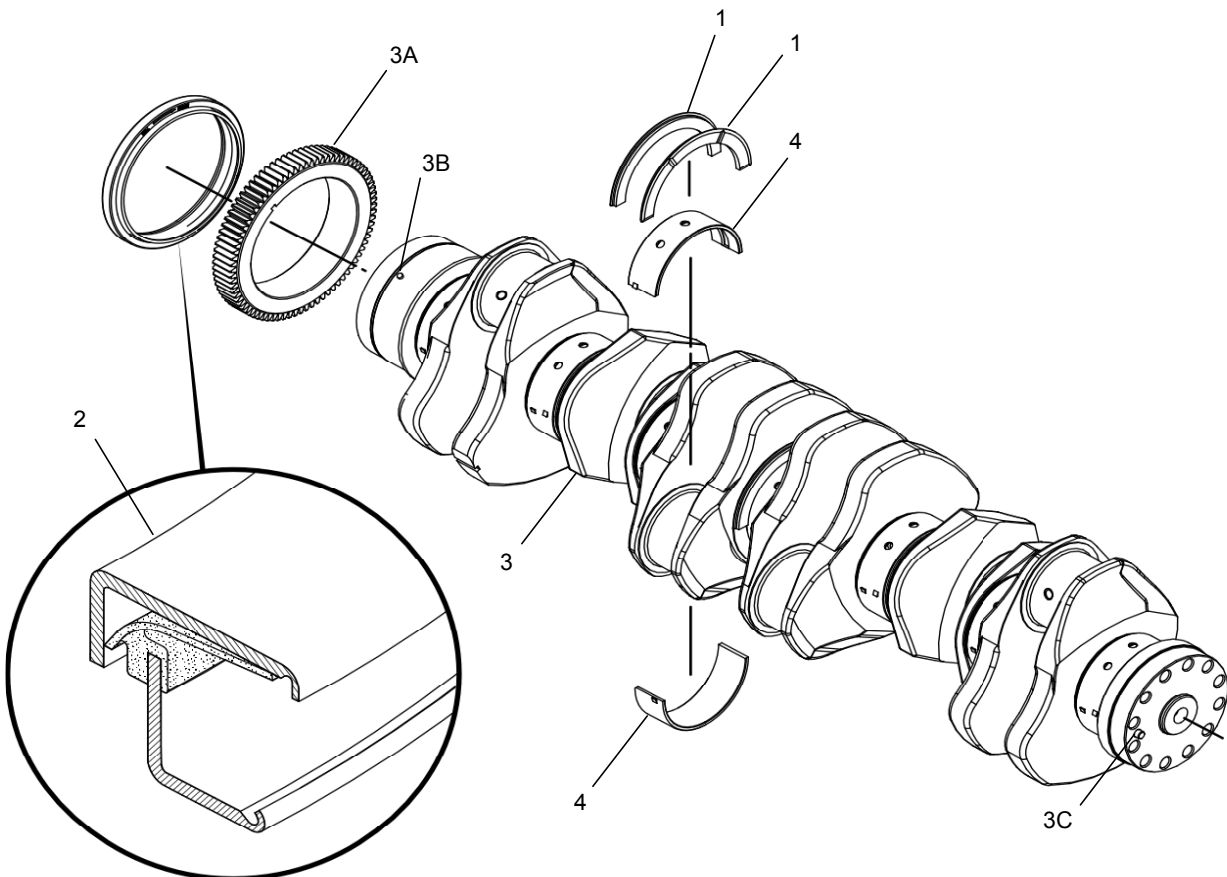
BASIC ENGINE

189-4917 CRANK SHAFT GP

S/N: JZB00126-UP

PART OF 243-2397 ENGINE AR-CORE

NOTE	REF NO	GRAPHIC REF	PART NUMBER	QTY	PART NAME						SEE PAGE
					1	2	3	4	5	6 (PRODUCT LEVEL)	
	1	1	253-1752	2	PLATE-THRUST						
	2	1	142-5867	1	SEAL GP-C SHFT-A						
	3	1	189-4918	1	CRANKSHAFT AS						
	3A	1	187-8981	1	GEAR-CRANK SHAFT						
	3B	1	7S-5005	1	DOWEL						
	3C	1	4N-0684	1	PIN-DOWEL						
	4	1	211-0592	7	BEARING - MAIN						



GRAPHIC #1

BASIC ENGINE

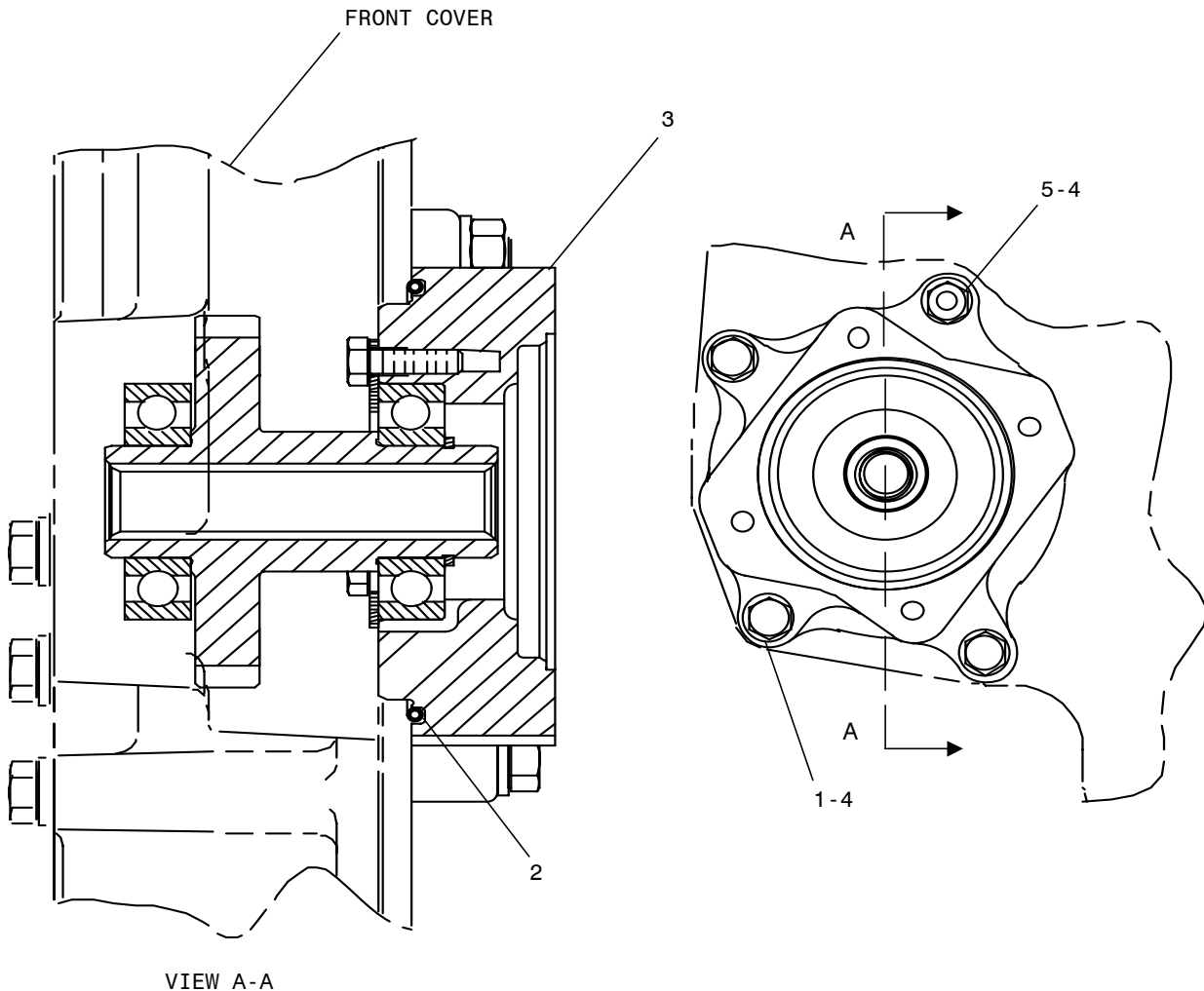
6I-3638 DRIVE GP-PUMP

S/N: JZB00126-UP

PART OF 243-2397 ENGINE AR-CORE

NOTE	REF NO	GRAPHIC REF	PART NUMBER	QTY	PART NAME						SEE PAGE
					1	2	3	4	5	6 (PRODUCT LEVEL)	
	1	1	0S-1590	3	BOLT (3/8)						
	2	1	8T-9527	1	SEAL						
Y	3	1	133-9907	1	ADAPTER GP						11
	4	1	5M-2894	4	WASHER						
	5	1	9S-8752	1	NUT						

Y-SEPARATE ILLUSTRATION



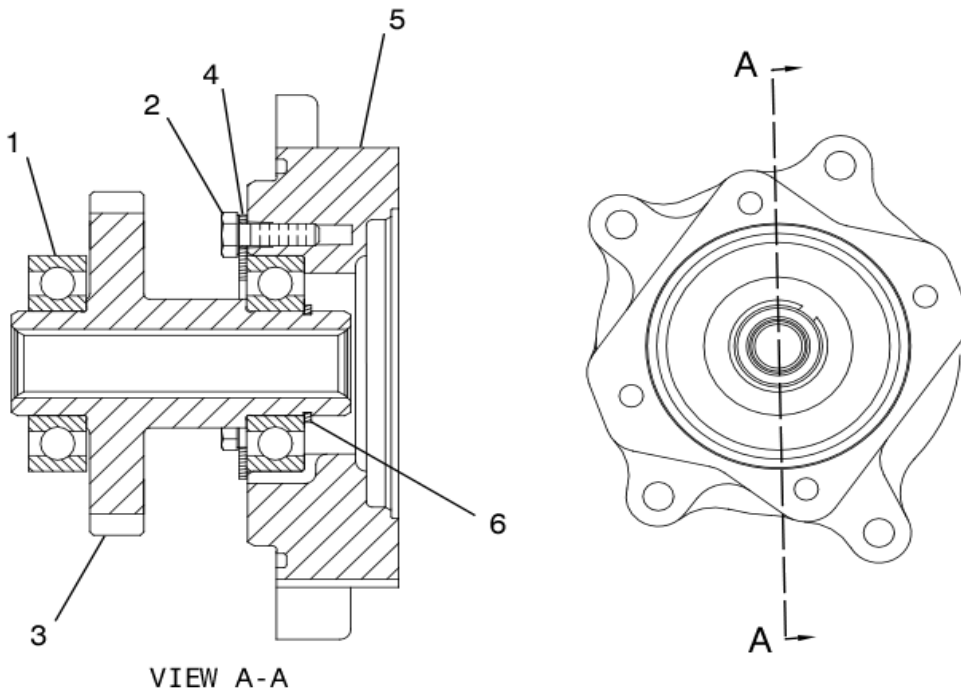
GRAPHIC #1

BASIC ENGINE

133-9907 ADAPTER GP-BASIC

S/N: JZB00126-UP
PART OF 6I-3638 DRVIE GP-PUMP

NOTE	REF NO	GRAPHIC REF	PART NUMBER	QTY	PART NAME						SEE PAGE
					1	2	3	4	5	6 (PRODUCT LEVEL)	
	1	1	1B-3867	2	BEARING						
	2	1	4F-7957	3	BOLT (1/4)						
	3	1	6I-4575	1	GEAR						
	4	1	9X-2038	3	WASHER						
	5	1	133-9906	1	ADAPTER						
	6	1	1H-8647	1	RING						



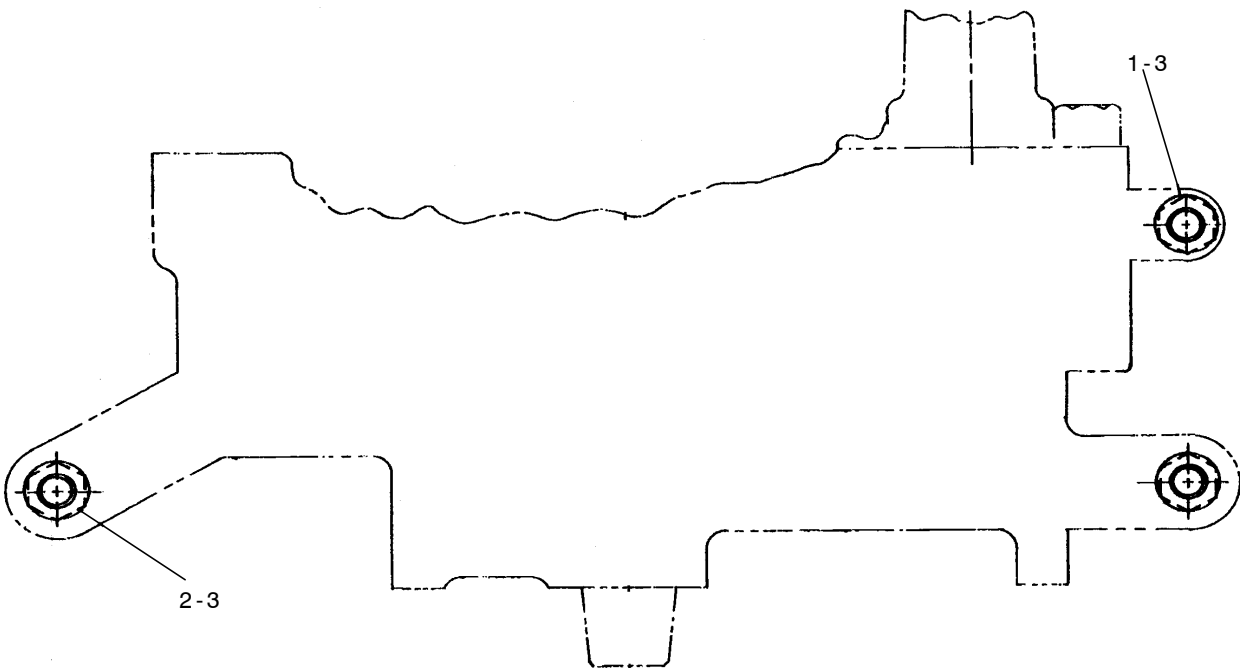
GRAPHIC #1

BASIC ENGINE

4N-2481 FASTENER GP-OIL PUMP MTG-ENGINE

S/N: JZB00126-UP
PART OF 243-2397 ENGINE AR-CORE

NOTE	REF NO	GRAPHIC REF	PART NUMBER	QTY	PART NAME						SEE PAGE
					1	2	3	4	5	6 (PRODUCT LEVEL)	
	1	1	0S-1590	1	BOLT						
	2	1	0L-1143	2	BOLT						
	3	1	5M-2894	3	WASHER						



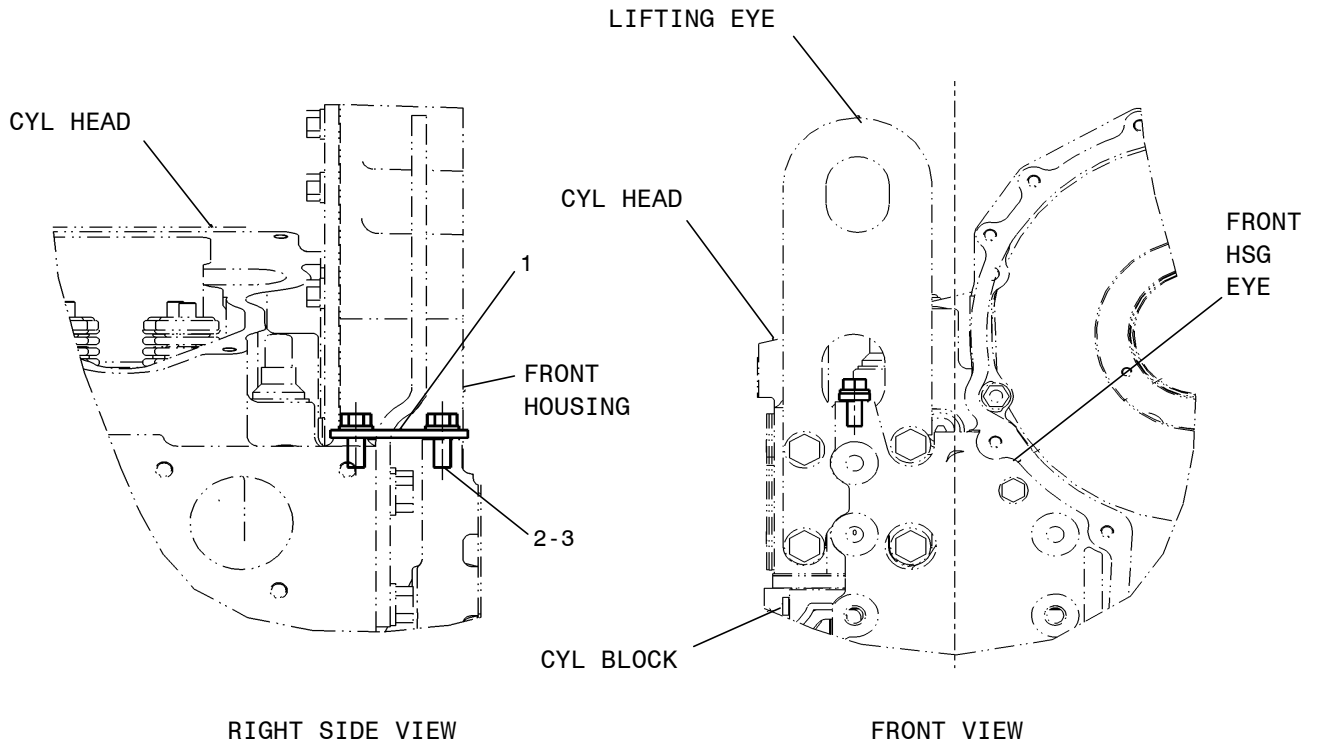
GRAPHIC #1

BASIC ENGINE

4P-6846 FASTENER GP - (FRONT HOUSING)

S/N: JZB00126-UP
PART OF 243-2397 ENGINE AR-CORE

NOTE	REF NO	GRAPHIC REF	PART NUMBER	QTY	PART NAME						SEE PAGE
					1	2	3	4	5	6 (PRODUCT LEVEL)	
	1	1	7N-0452	1	PLATE AS - BRUSH						
	2	1	0S-1594	2	BOLT 3/8-16						
	3	1	5M-2894	2	WASHER - HARD						



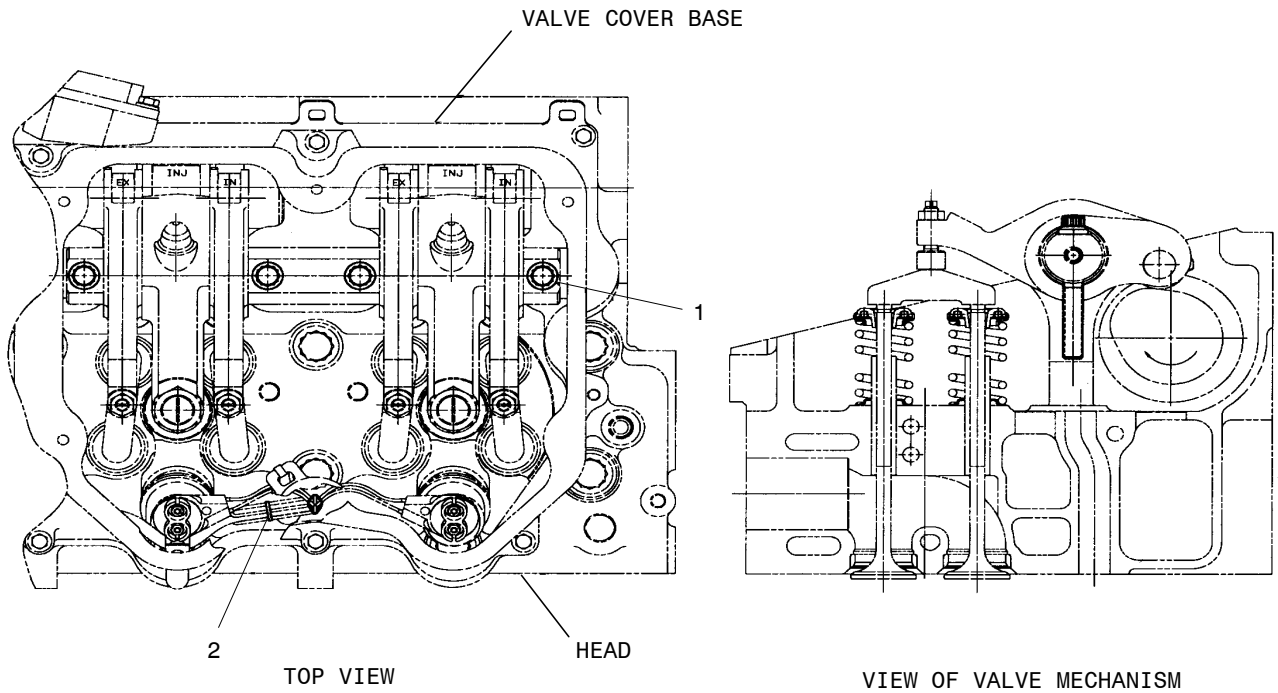
GRAPHIC #1

BASIC ENGINE

109-1657 FASTENER GP-MECHANISM

S/N: JZB00126-UP
PART OF 243-2397 ENGINE AR-CORE

NOTE	REF NO	GRAPHIC REF	PART NUMBER	QTY	PART NAME						SEE PAGE	
					1	2	3	4	5	6 (PRODUCT LEVEL)		
	1	1	5J-5794	12	BOLT	(1/2)						
	2	1	8L-8413	6	STRAP							



GRAPHIC #1

BASIC ENGINE

207-0449 GEAR GP-FRONT

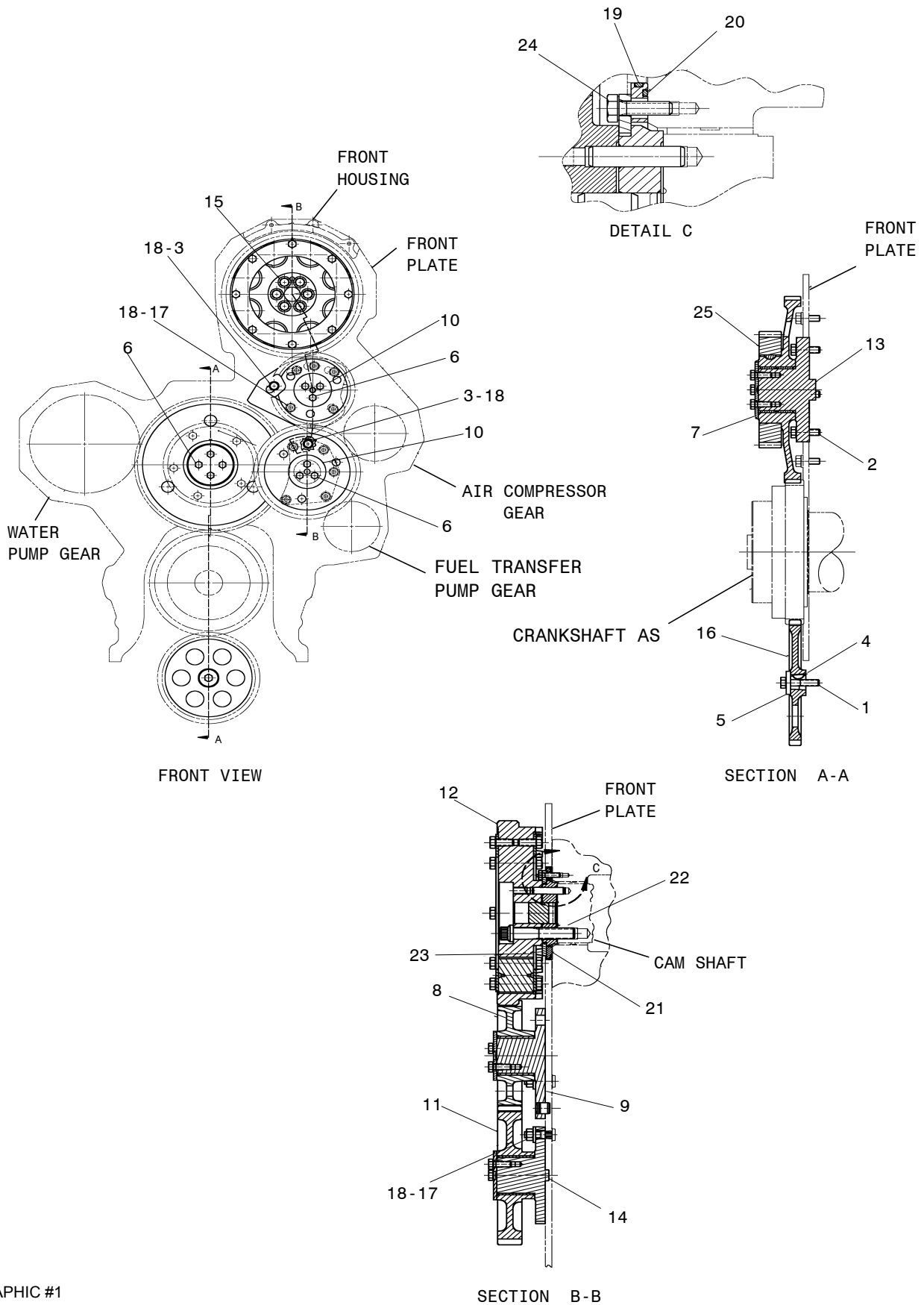
S/N: JZB00126-UP

PART OF 243-2397 ENGINE AR-CORE

NOTE	REF NO	GRAPHIC REF	PART NUMBER	QTY	PART NAME						SEE PAGE
					1	2	3	4	5	6 (PRODUCT LEVEL)	
	1	1	0S-1571	1	BOLT (3/8)						
	2	1	2J-3118	5	BOLT (3/8)						
	3	1	5P-4142	2	BOLT (3/8)						
	4	1	1B-8705	1	KEY						
	5	1	1P-7346	1	WASHER						
	6	1	126-1756	10	BOLT (3/8)						
	7	1	112-9217	1	PLATE						
	8	1	130-4701	1	GEAR AS						
			130-4698	1	BEARING SLEEVE						
	9	1	151-5966	1	STUBSHAFT AS						
			6I-3623	1	DOWEL						
	10	1	6I-3624	2	PLATE						
	11	1	6I-3625	1	GEAR AS						
			101-8468	1	BEARING SLEEVE						
Y	12	1	204-9316	1	GEAR GP-CAM						17
	13	1	197-4971	1	STUBSHAFT						
	14	1	158-3416	1	STUBSHAFT						
	15	1	031-3185	6	BOLT (5/8)						
	16	1	149-9110	1	GEAR- OIL PUMP DRIVE						
	17	1	9S-8752	10	NUT (3/8)						
	18	1	9X-6458	12	WASHER						
	19	1	117-8801	1	SEAL						
	20	1	5E-8771	1	SEAL						
	21	1	159-1533	1	PLATE						
	22	1	159-8524	1	ADAPTER AS						
			6V-3677	1	DOWELL						
	23	1	102-5861	1	PLATE						
	24	1	107-0583	3	BOLT (1/4)						
Y	25	1	187-8979	1	GEAR AS						18
Y-SEPARATE ILLUSTRATION											

BASIC ENGINE

207-0449 GEAR GP-FRONT (contd.)



GRAPHIC #1

BASIC ENGINE

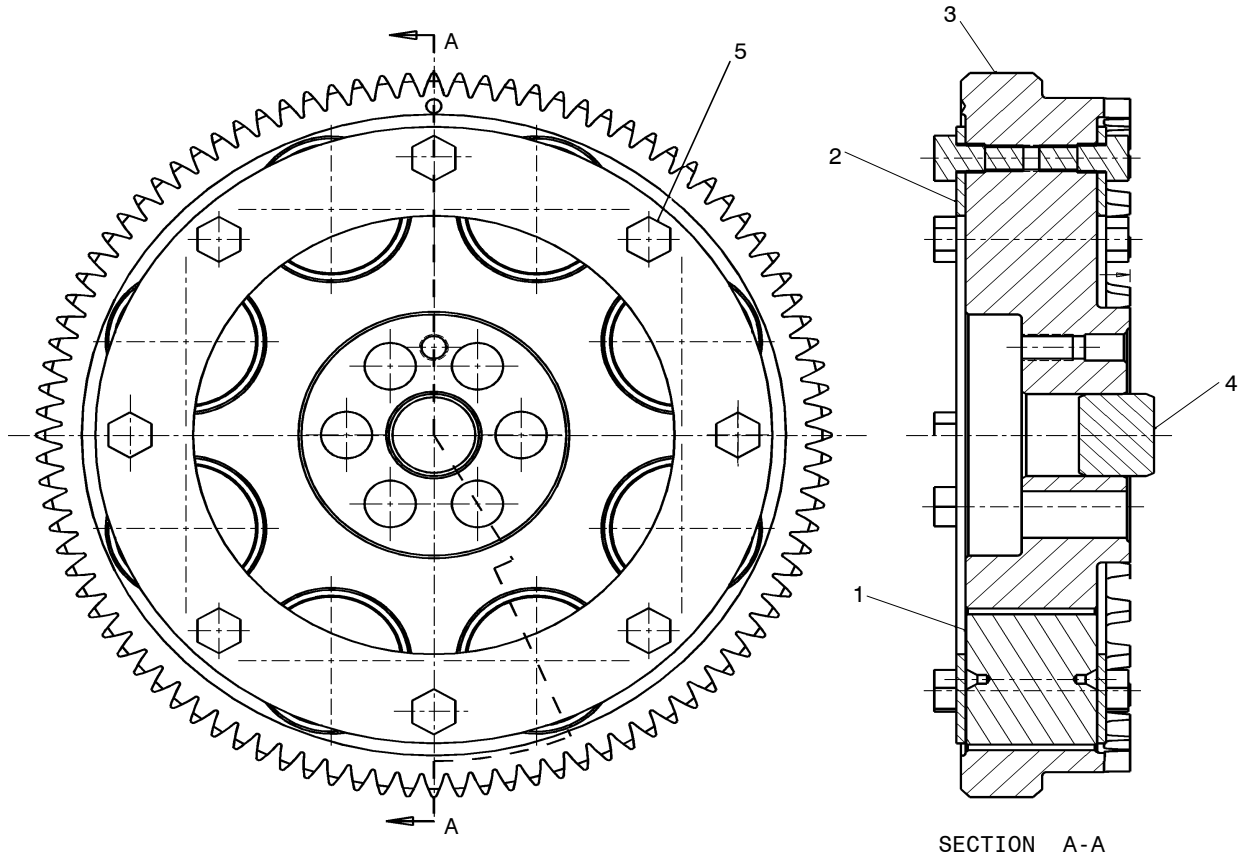
204-9316 GEAR GP-CAM

S/N: JZB00126-UP

PART OF 207-0449 GEAR GP-FRONT

NOTE	REF NO	GRAPHIC REF	PART NUMBER	QTY	PART NAME						SEE PAGE
					1	2	3	4	5	6 (PRODUCT LEVEL)	
Z	1	1	241-2654	8	ROLLER						
Z	2	1	204-2113	2	PLATE						
Z	3	1	204-9317	1	GEAR-CAM						
	4	1	103-0126	1	DOWEL						
	5	1	9X-8872	16	BOLT-LOCKING 3/8-16						

Z-NOT SERVICED SEPARATELY



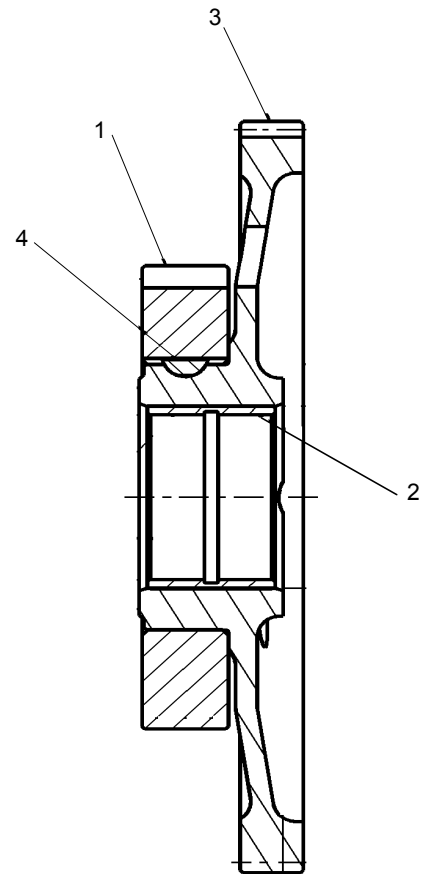
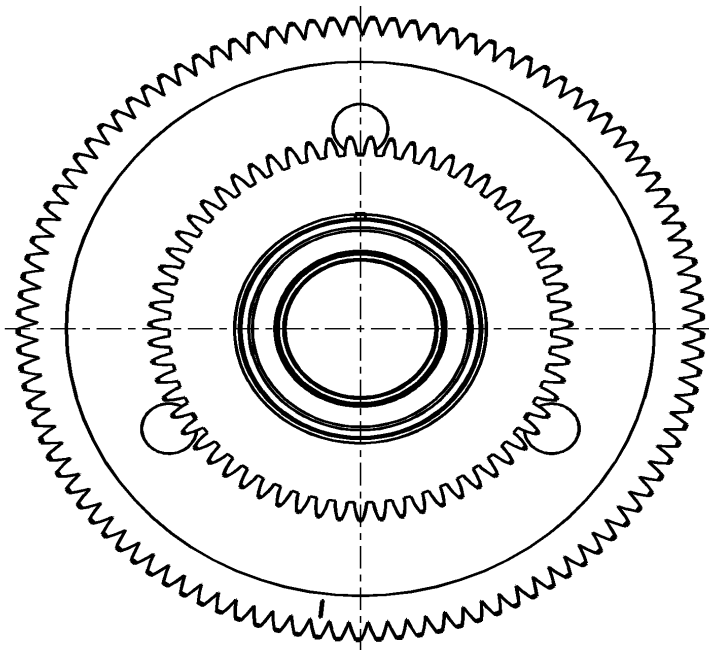
GRAPHIC #1

BASIC ENGINE

187-8979 GEAR AS

S/N: JZB00126-UP
PART OF 207-0449 GEAR GP-FRONT

NOTE	REF NO	GRAPHIC REF	PART NUMBER	QTY	PART NAME						SEE PAGE
					1	2	3	4	5	6 (PRODUCT LEVEL)	
	1	1	6I-4582	1	GEAR						
	2	1	131-7123	1	BEARING-SLEEVE						
	3	1	187-8980	1	GEAR-LG						
	4	1	1B-8705	1	KEY-WOODRUFF						



GRAPHIC #1

BASIC ENGINE

244-6893 HEAD GP-CYLINDER

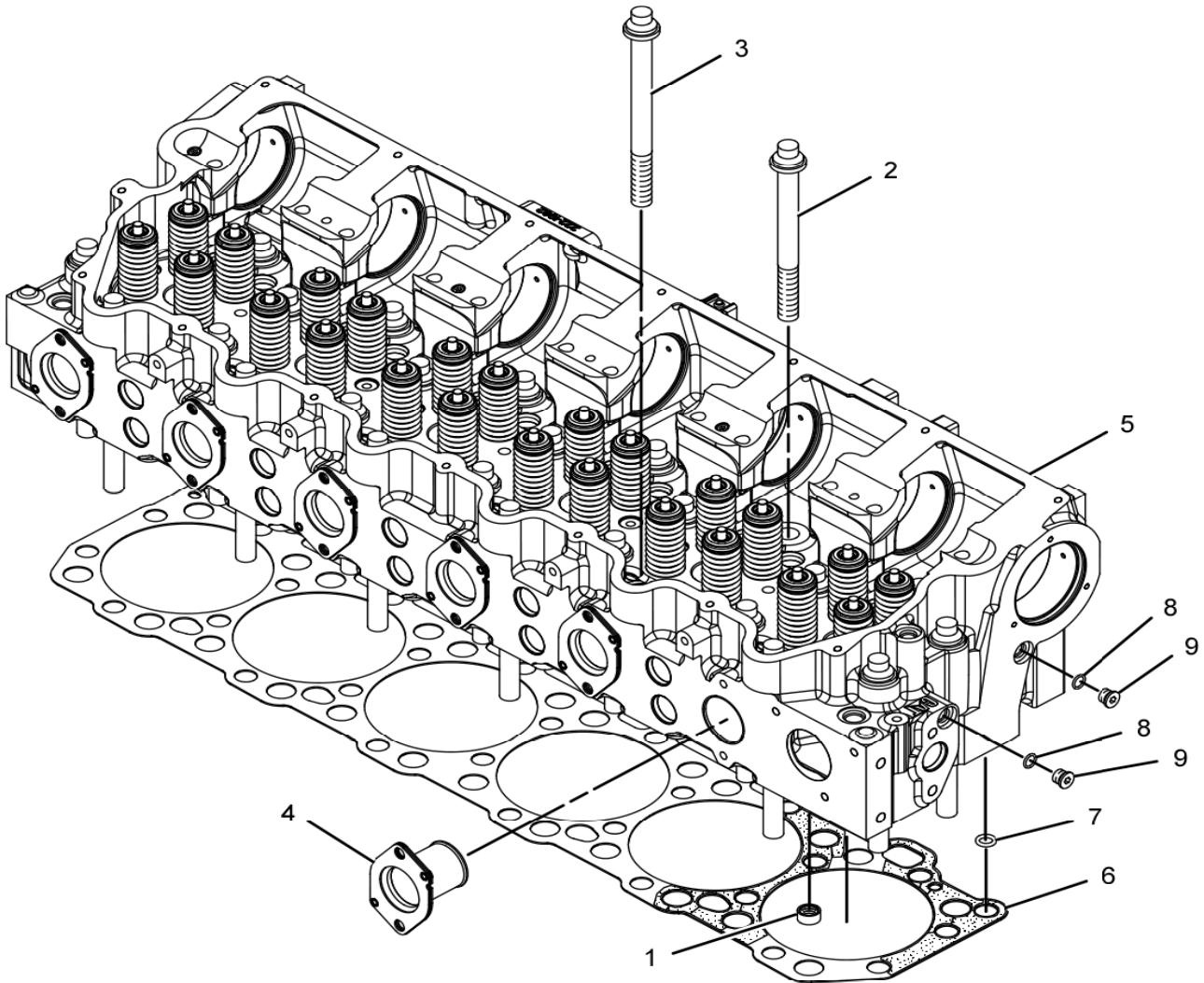
S/N: JZB00126-UP

PART OF 243-2397 ENGINE AR-CORE

NOTE	REF NO	GRAPHIC REF	PART NUMBER	QTY	PART NAME						SEE PAGE
					1	2	3	4	5	6 (PRODUCT LEVEL)	
	1	1	3E-6772	24	SEAL-WATER						
	2	1	6I-4025	16	FASTENER GP						
					(EACH INCLUDES)						
			124-1855	1	BOLT						
			5H-1504	1	WASHER						
	3	1	106-5673	10	FASTENER GP						
					(EACH INCLUDES)						
			124-1854	1	BOLT						
			5H-1504	1	WASHER						
	4	1	281-8261	6	SLEEVE AS-EXH						
Y	5	1	223-9250	1	HEAD GP-CYLINDER (BASIC)						21
	6	1	224-5122	1	GASKET-CYL HEAD						
	7	1	5P-0840	1	SEAL-O-RING						
	8	2	6V-5049	1	SEAL-O-RING						
	9	2	9S-8004	1	SEAL-O-RING						
Y-SEPARATE ILLUSTRATION											

BASIC ENGINE

244-6893 HEAD GP-CYLINDER (contd.)



GRAPHIC #1

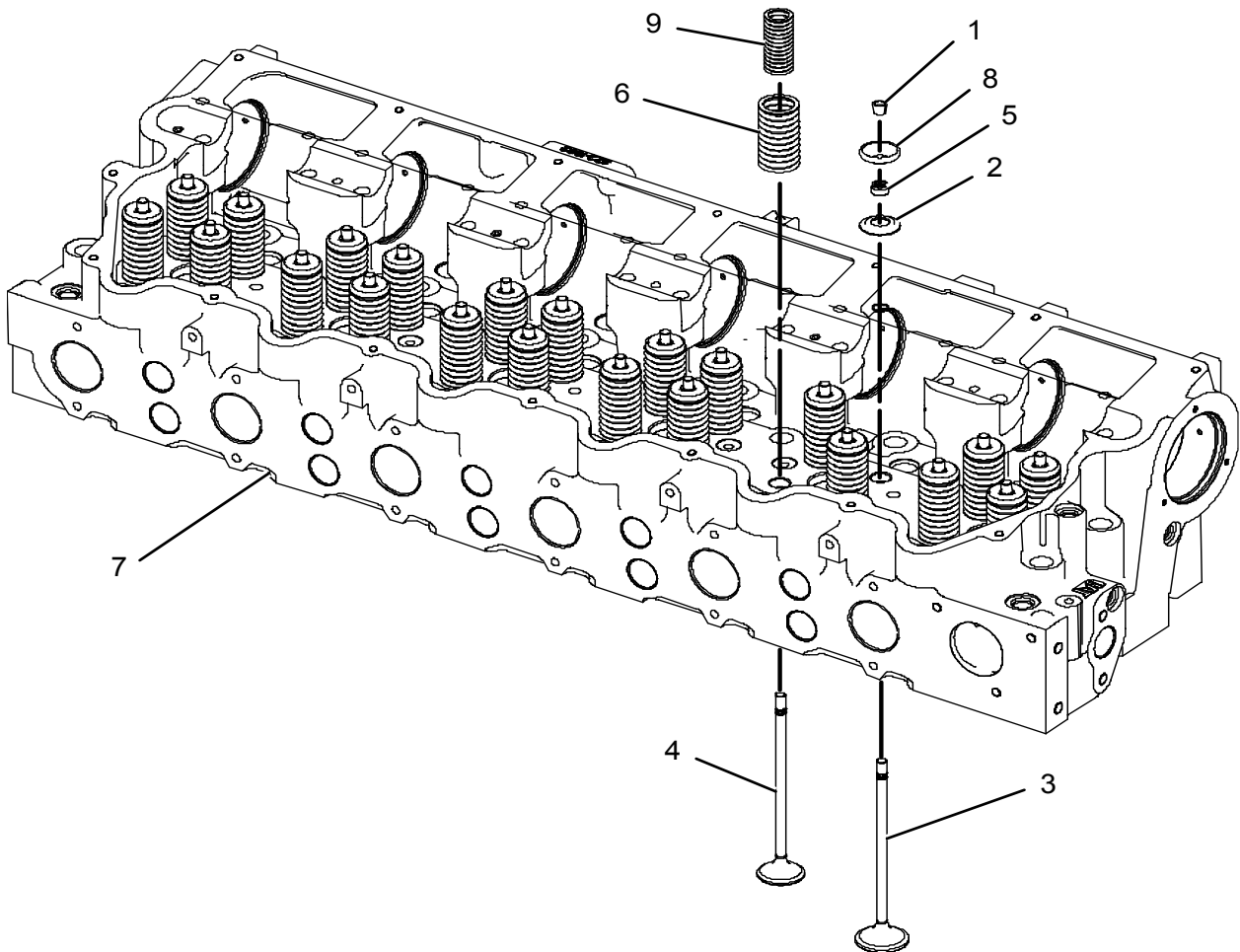
BASIC ENGINE

223-9250 HEAD GP-CYLINDER(BASIC)

S/N: JZB00126-UP
PART OF 244-6893 HEAD GP-CYLINDER

NOTE	REF	GRAPHIC	PART NUMBER	QTY	PART NAME	SEE
	NO	REF				
	1	1	2A-4429	48	LOCK-RETAINER	
	2	1	6I-0928	24	WASHER	
	3	1	153-7023	12	VALVE-INTAKE	
	4	1	153-7024	12	VALVE-EXHAUST	
	5	1	163-2478	24	SEAL-VALVE STEM	
	6	1	211-3123	24	SPRING-VALVE-OUTER	
Y	7	1	223-7263	1	HEAD AS-CYLINDER	22
	8	1	186-2001	24	ROTOCOIL AS	
	9	1	211-3122	24	SPRING-VALVE-INNER	

Y-SEPARATE ILLUSTRATION



GRAPHIC #1

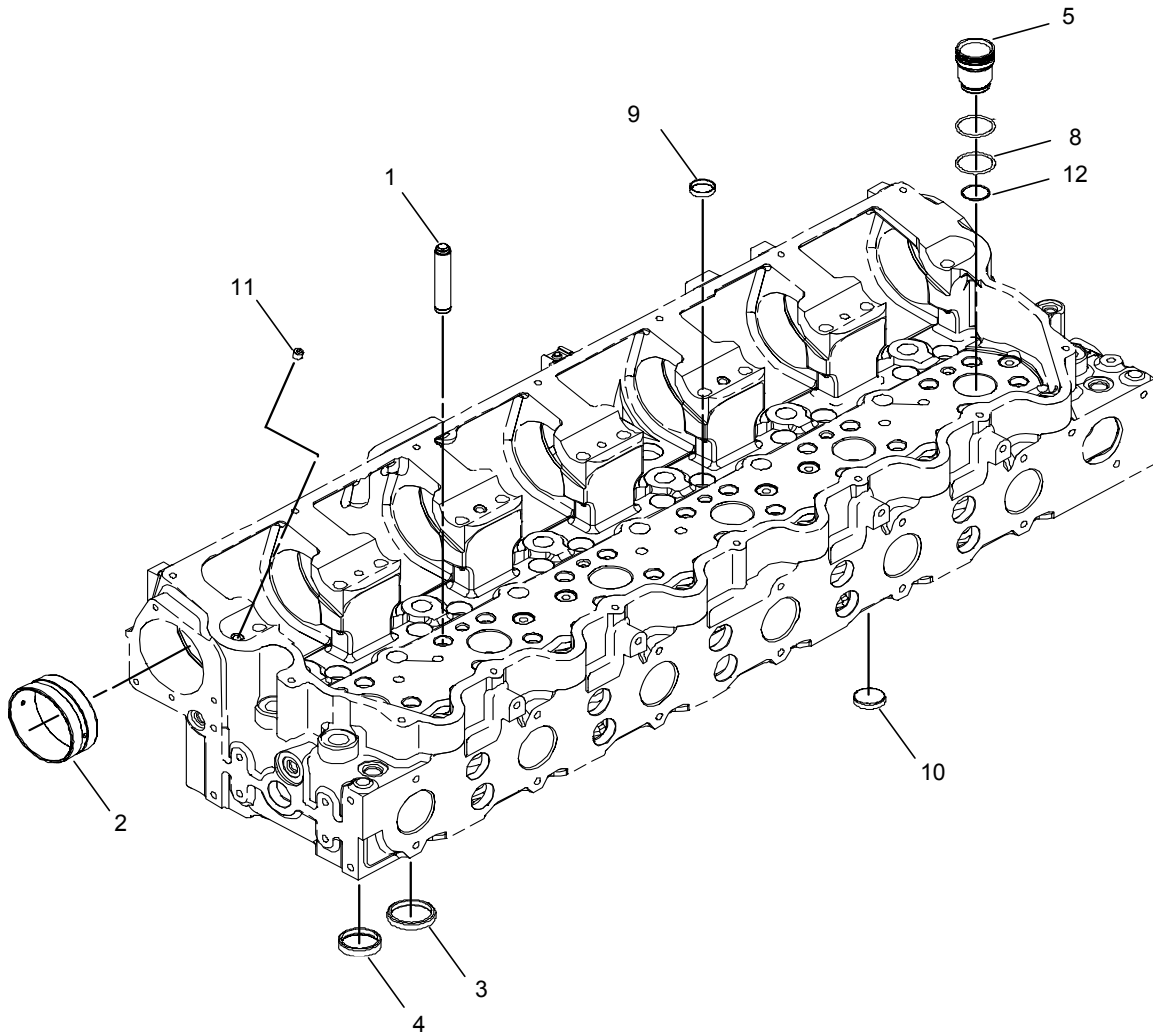
BASIC ENGINE

223-7263 HEAD AS-CYLINDER

S/N: JZB00126-UP

PART OF 223-9250 HEAD GP-CYLINDER(BASIC)

NOTE	REF NO	GRAPHIC REF	PART NUMBER	QTY	PART NAME						SEE PAGE
					1	2	3	4	5	6	
	1	1	122-7375	24	GUIDE-VALVE						
	2	1	216-5582	7	BEARING-SLEEVE						
	3	1	224-3983	12	INSERT-SEAT (INLET)						
	4	1	226-5561	12	INSERT-VALVE (EXHAUST)						
	5	1	263-4920	6	SLEEVE-INJECTOR						
	8	1	166-2904	6	SEAL-O-RING						
	9	1	3B-0623	17	PLUG-CUP						
	10	1	3B-0645	20	PLUG-CUP						
	11	1	8T-6757	3	PLUG-PIPE						
	12	1	9X-7430	6	SEAL-O-RING						



GRAPHIC #1

BASIC ENGINE

244-5683 HOUSING GP-FRONT

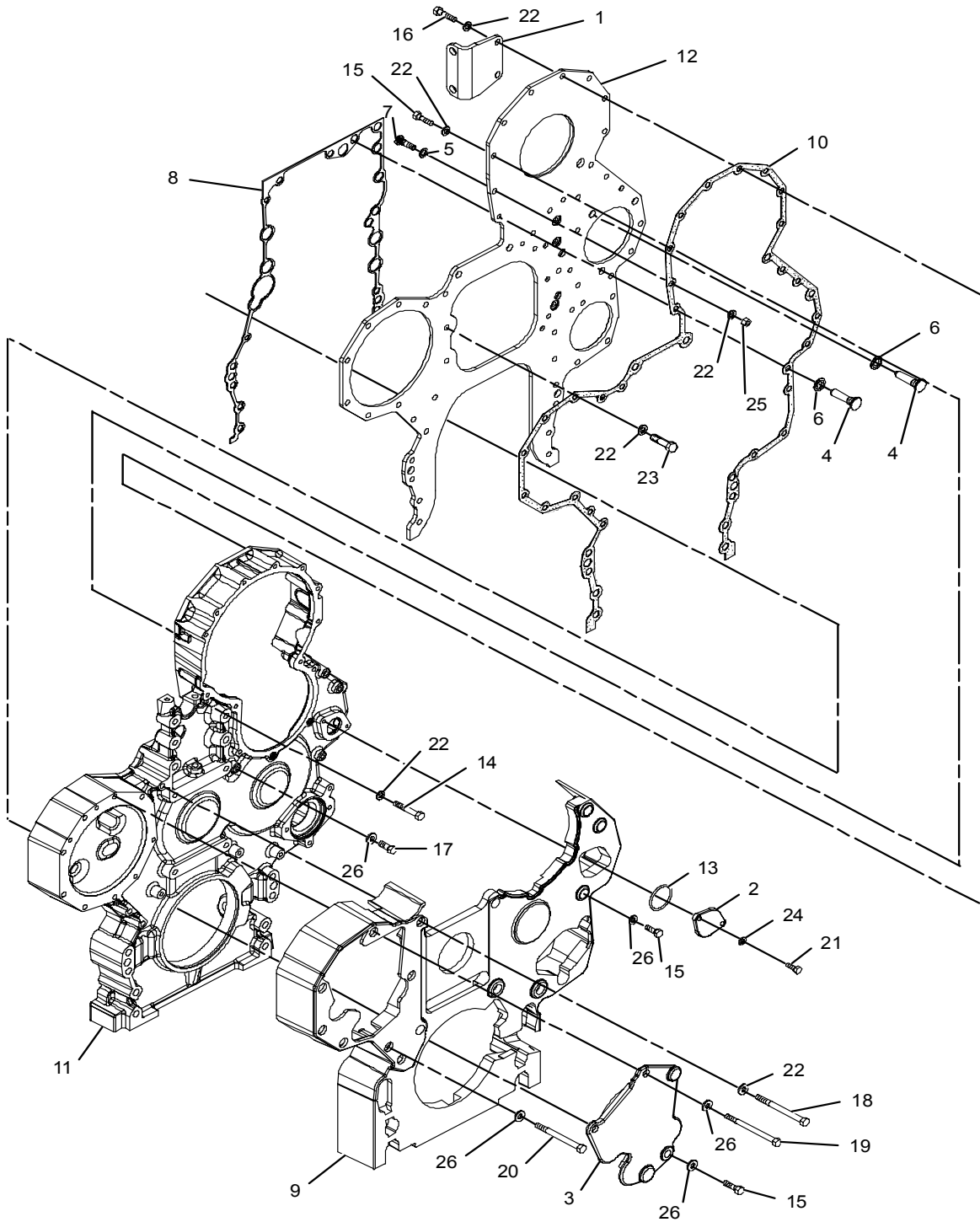
S/N: JZB00126-UP

PART OF 243-2397 ENGINE AR-CORE

NOTE	REF NO	GRAPHIC REF	PART NUMBER	QTY	PART NAME						SEE PAGE
					1	2	3	4	5	6 (PRODUCT LEVEL)	
	1	1	6I-3968	1	BRACKET						
	2	1	7C-1445	1	COVER						
	3	1	100-3098	1	COVER AS-SOUND						
	4	1	120-9243	2	STUD (BRAKE)						
	5	1	126-1757	9	WASHER						
	6	1	129-5427	2	WASHER						
	7	1	129-5428	12	STUD (BRAKE)						
	8	1	155-9524	1	SEAL-INTEGRAL						
	9	1	166-5971	1	COVER AS-PANEL						
	10	1	166-9144	1	GASKET						
	11	1	175-1483	1	HOUSING AS						
			3E-8044	1	STUD						
	12	1	223-0533	1	PLATE						
	13	1	061-9455	1	SEAL-O-RING						
	14	1	0L-2070	1	BOLT 3/8-16						
	15	1	0S-1588	15	BOLT 3/8-16						
	16	1	0S-1591	2	BOLT 3/8-16						
	17	1	0S-1594	3	BOLT 3/8-16						
	18	1	0T-0055	4	BOLT 3/8-16						
	19	1	1A-5183	2	BOLT 3/8-16						
	20	1	1A-5964	4	BOLT 3/8-16						
	21	1	2B-2695	2	BOLT 5/16-18						
	22	1	5M-2894	25	WASHER-HARD						
	23	1	5P-4255	8	BOLT-LOCKING 3/8-16						
	24	1	9M-1974	2	WASHER-HARD						
	25	1	9S-8752	2	NUT-FULL 3/8-16						
	26	1	9X-6458	16	WASHER-HARD						

BASIC ENGINE

244-5683 HOUSING GP-FRONT (contd.)



GRAPHIC #1

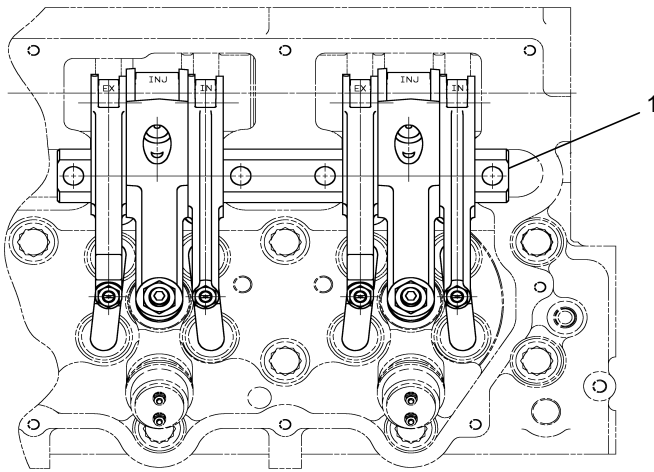
BASIC ENGINE

190-0009 MECHANISM GP-FUEL PUMP & VALVE

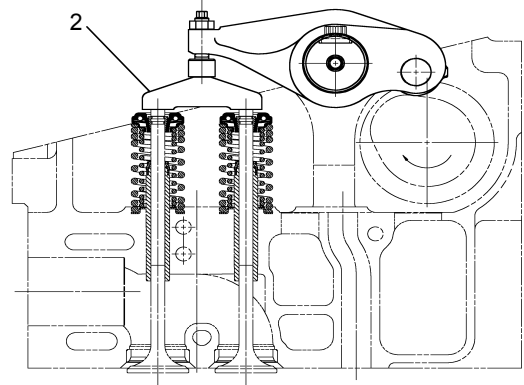
S/N: JZB00126-UP
PART OF 243-2397 ENGINE AR-CORE

NOTE	REF	GRAPHIC	PART NUMBER	QTY	PART NAME						SEE PAGE
	NO	REF			1	2	3	4	5	6 (PRODUCT LEVEL)	
Y	1	1	278-1929	3	ARM GP-VALVE ROCKER						26
	2	1	6I-1458	12	BRIDGE						

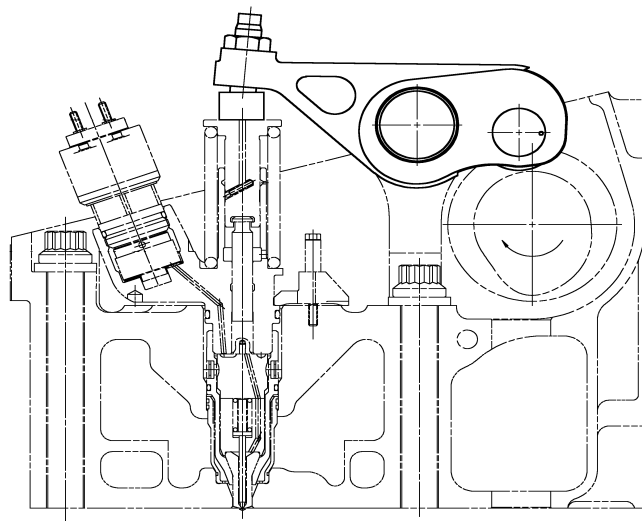
Y-SEPARATE ILLUSTRATION



TOP VIEW



VIEW OF VALVE MECHANISM



VIEW OF INJECTOR MECHANISM

GRAPHIC #1

BASIC ENGINE

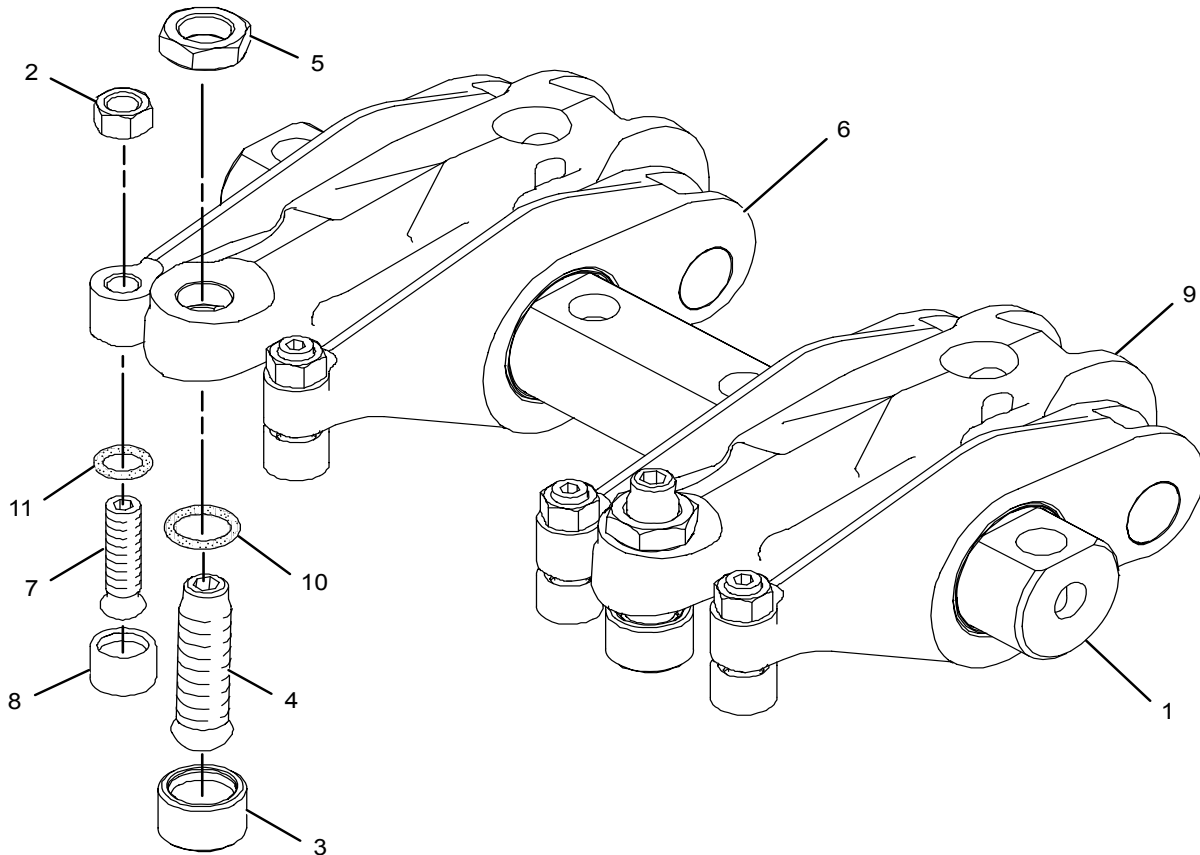
278-1929 ARM GP-VALVE ROCKER

S/N: JZB00126-UP

PART OF 190-0009 MECHANISM GP-FUEL PUMP & VALVE

NOTE	REF NO	GRAPHIC REF	PART NUMBER	QTY	PART NAME						SEE PAGE
					1	2	3	4	5	6 (PRODUCT LEVEL)	
	1	1	307-8322	1	SHAFT AS-KRK ARM						
			4B-9782	2	BALL						
	2	1	276-5317	4	NUT-JAM 3/8-24						
	3	1	192-4151	2	BUTTON						
	4	1	196-5069	2	SCREW						
	5	1	196-5070	2	NUT-JAM 9/16-18						
Y	6	1	203-8824	4	ARM AS-V ROCKER						27
	7	1	232-0253	4	SCREW-ARM ADJUSTMENT						
	8	1	258-8721	4	BUTTON						
	9	1	278-1365	2	ARM AS						
	10	1	061-8639	2	SEAL-O-RING						
	11	1	8L-2777	4	SEAL-O-RING						

Y-SEPARATE ILLUSTRATION



GRAPHIC #1

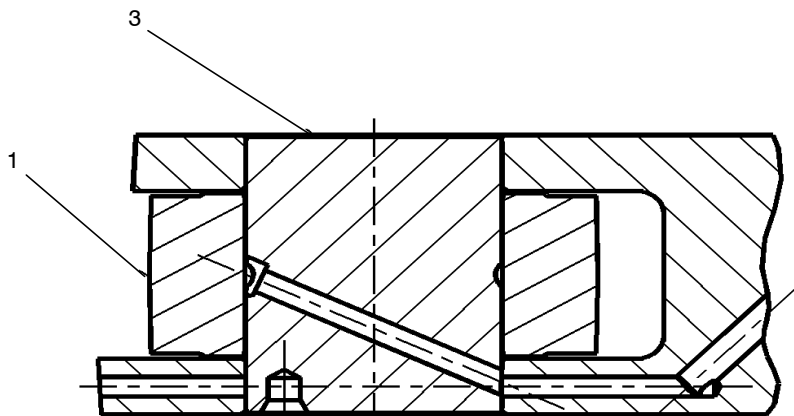
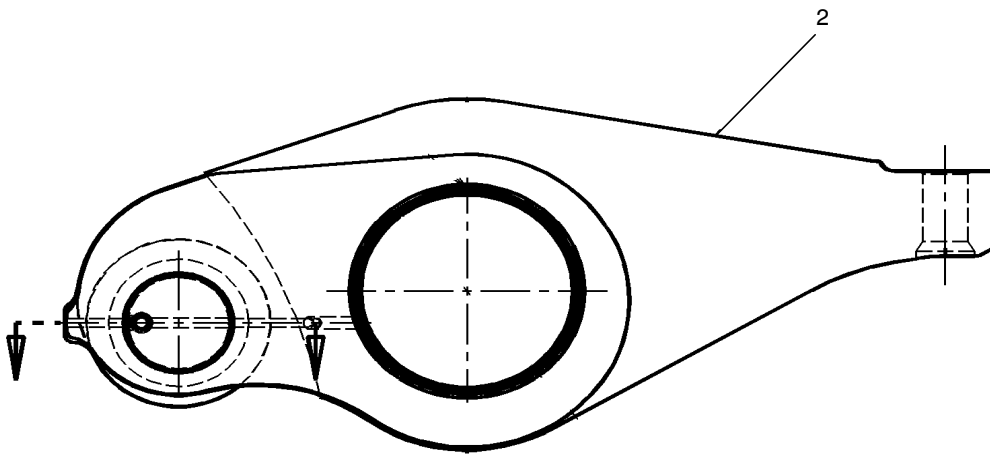
BASIC ENGINE

203-8824 ARM AS-VALVE ROCKER

S/N: JZB00126-UP

PART OF 278-1929 ARM GP-VALVE ROCKER

NOTE	REF NO	GRAPHIC REF	PART NUMBER	QTY	PART NAME						SEE PAGE
					1	2	3	4	5	6 (PRODUCT LEVEL)	
	1	1	6I-4431	1	ROLLER-ARM						
	2	1	203-8823	1	ARM-V ROCKER						
	3	1	207-5245	1	PIN-V ROCKER ARM						



GRAPHIC #1

BASIC ENGINE

235-6393 PISTON GP-ROD

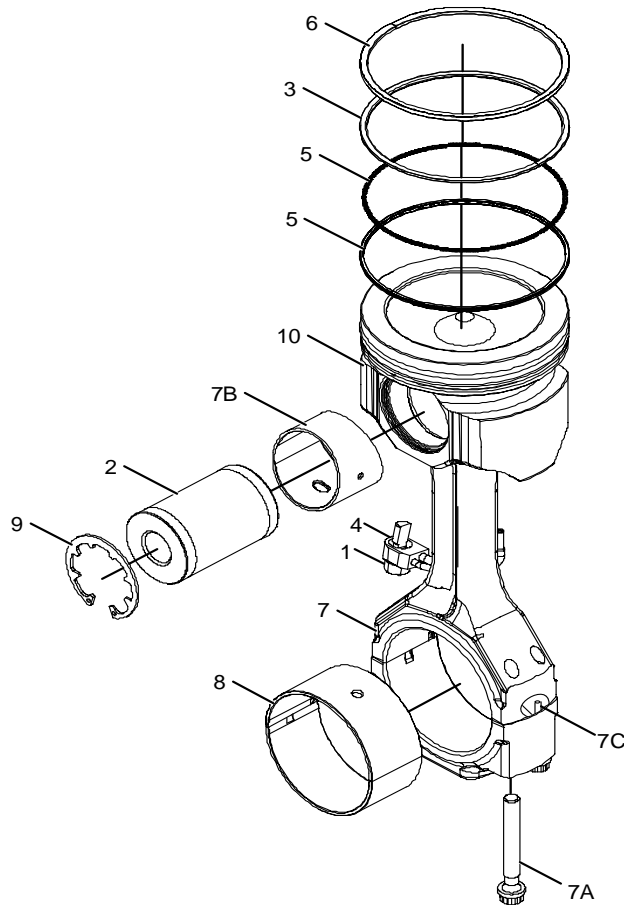
S/N: JZB00126-UP

PART OF 243-2397 ENGINE AR-CORE

NOTE	REF NO	GRAPHIC REF	PART NUMBER	QTY	PART NAME						SEE PAGE
					1	2	3	4	5	6 (PRODUCT LEVEL)	
	1	1	151-5925	1	BOLT-OIL JET						
	2	1	180-7350	1	PIN-PISTON						
	3	1	187-1503	1	RING-PISTON (INTERMEDIATE)						
	4	1	196-2429	1	TUBE AS-OIL JET						
	5	1	246-5659	1	RING-PISTON-OIL						
	6	1	223-9159	1	RING-PISTON-TOP						
	7	1	224-3245	1	ROD AS						
	7A		213-3217	4	BOLT (MJ11X1.25X84-MM)						
P	7B		229-6259	1	BEARING						
					-OR-						
N			228-5820	1	BEARING						
	7C		219-4458	2	PIN-DOWEL						
	8	1	224-3246	1	BEARING-CONNECTING ROD (STANDARD)						
	9	1	230-2569	2	RETAINER PIN						
	10	1	235-8098	1	BODY AS-PISTON						

P-USED WITH TEEPEE EYE END ROD FORGING

N-USED WITH ROD FORGING WITH STRAIGHT FACES ON EYE END



GRAPHIC #1

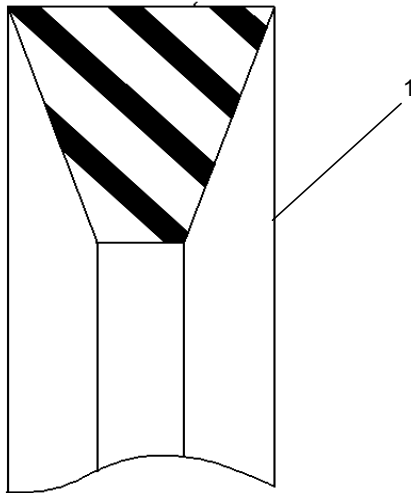
BASIC ENGINE

291-5743 BELT SET-VEE

S/N: JZB00126-UP

PART OF 277-9899 ENGINE AR-COMplete

NOTE	REF	GRAPHIC	PART NUMBER	QTY	PART NAME						SEE PAGE
	NO	REF			1	2	3	4	5	6 (PRODUCT LEVEL)	
	1	1	4N-8216	3	V-BELT						



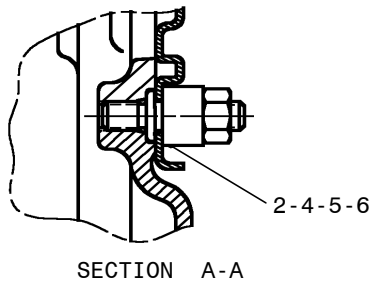
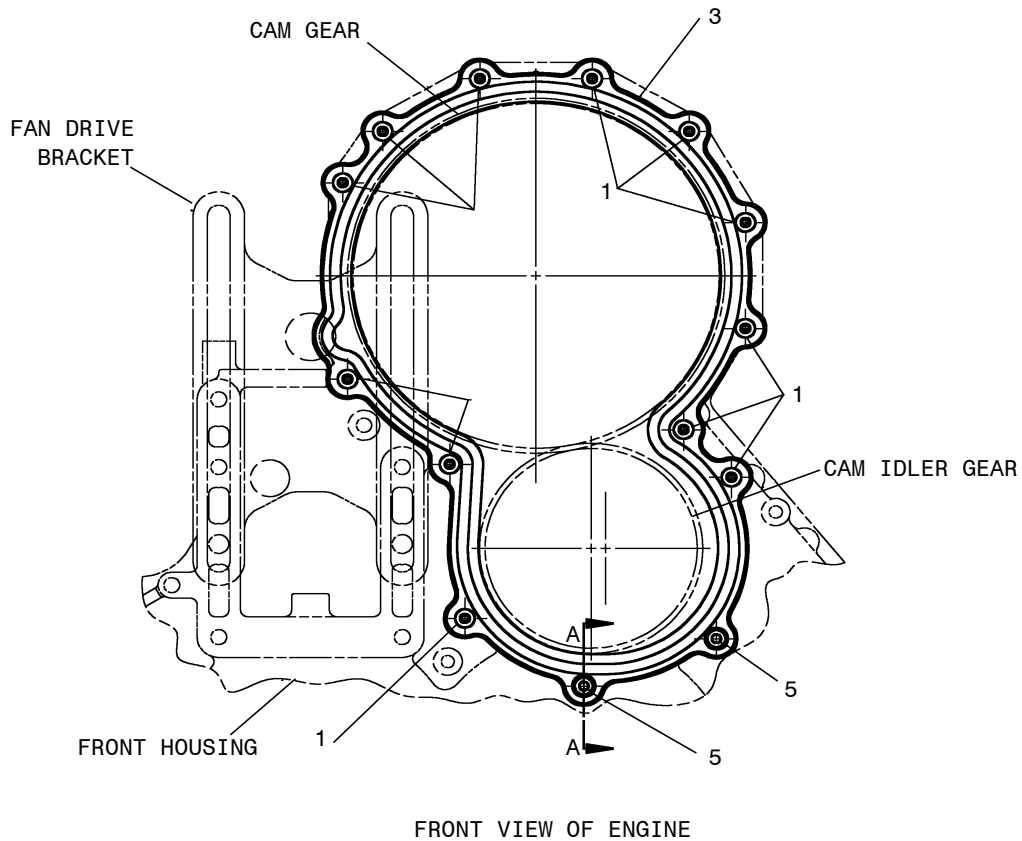
GRAPHIC #1

BASIC ENGINE

159-6159 COVER GP (CAM & IDLER GEAR ACCESS)

S/N: JZB00126-UP
PART OF 277-9899 ENGINE AR-COMPLETE

NOTE	REF NO	GRAPHIC REF	PART NUMBER	QTY	PART NAME						SEE PAGE
					1	2	3	4	5	6 (PRODUCT LEVEL)	
	1	1	297-1813	12	SCREW(5/16)						
	2	1	175-1367	2	SPACER						
	3	1	209-3569	1	COVER AS						
			159-7191	1	COVER						
			160-7271	1	SEAL						
	4	1	031-4155	2	NUT (5/16)						
	5	1	175-1366	2	STUD (5/16)						
	6	1	163-4565	2	SEAL						



GRAPHIC #1

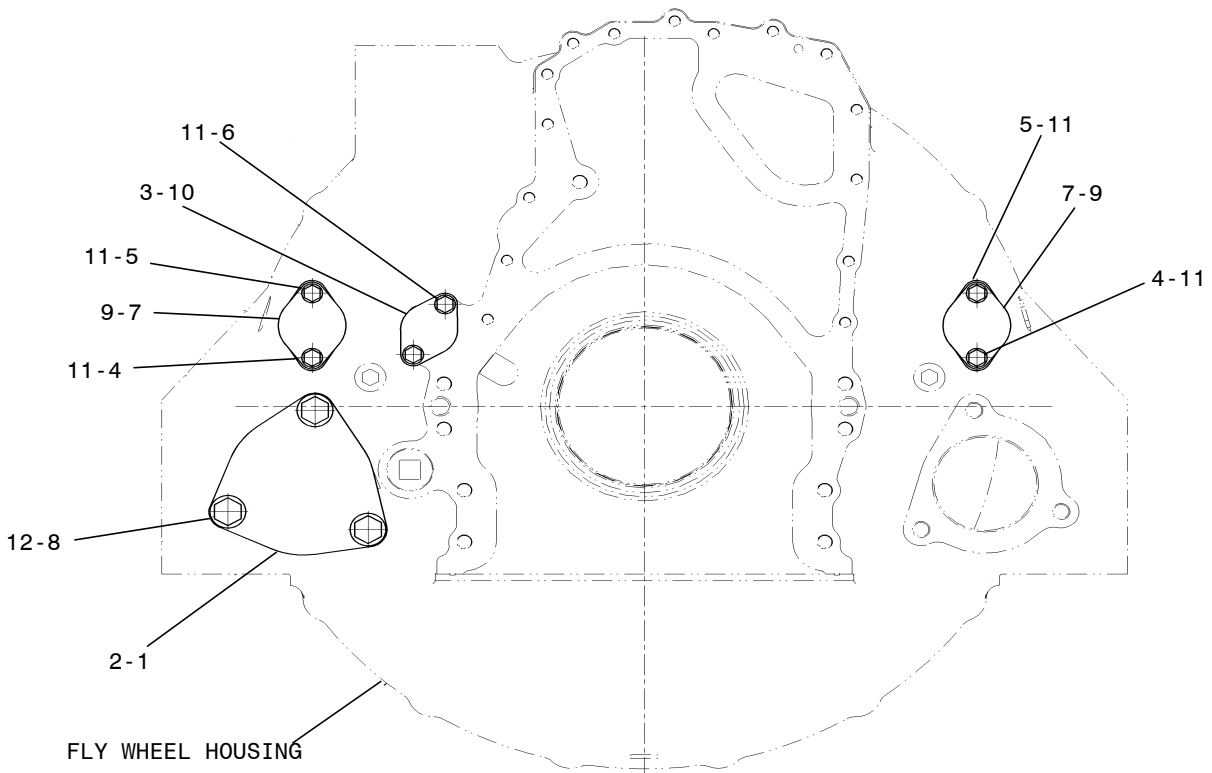
BASIC ENGINE

184-2453 COVER GP(REAR STRUCTURE)

S/N: JZB00126-UP

PART OF 277-9899 ENGINE AR-COMPLETE

NOTE	REF NO	GRAPHIC REF	PART NUMBER	QTY	PART NAME						SEE PAGE
					1	2	3	4	5	6 (PRODUCT LEVEL)	
	1	1	3H-0761	1	COVER						
	2	1	9Y-6089	1	GASKET						
	3	1	160-7037	1	SEAL - INTEGRAL						
	4	1	0S-1594	2	BOLT 3/8-16						
	5	1	0S-1619	2	BOLT 3/8-16						
	6	1	1A-2029	2	BOLT 3/8-16						
	7	1	2P-2772	2	COVER						
	8	1	4B-4043	3	BOLT 5/8-11						
	9	1	4N-0933	2	GASKET						
	10	1	4W-9890	1	COVER						
	11	1	5M-2894	6	WASHER - HARD						
	12	1	5P-8247	3	WASHER - HARD						



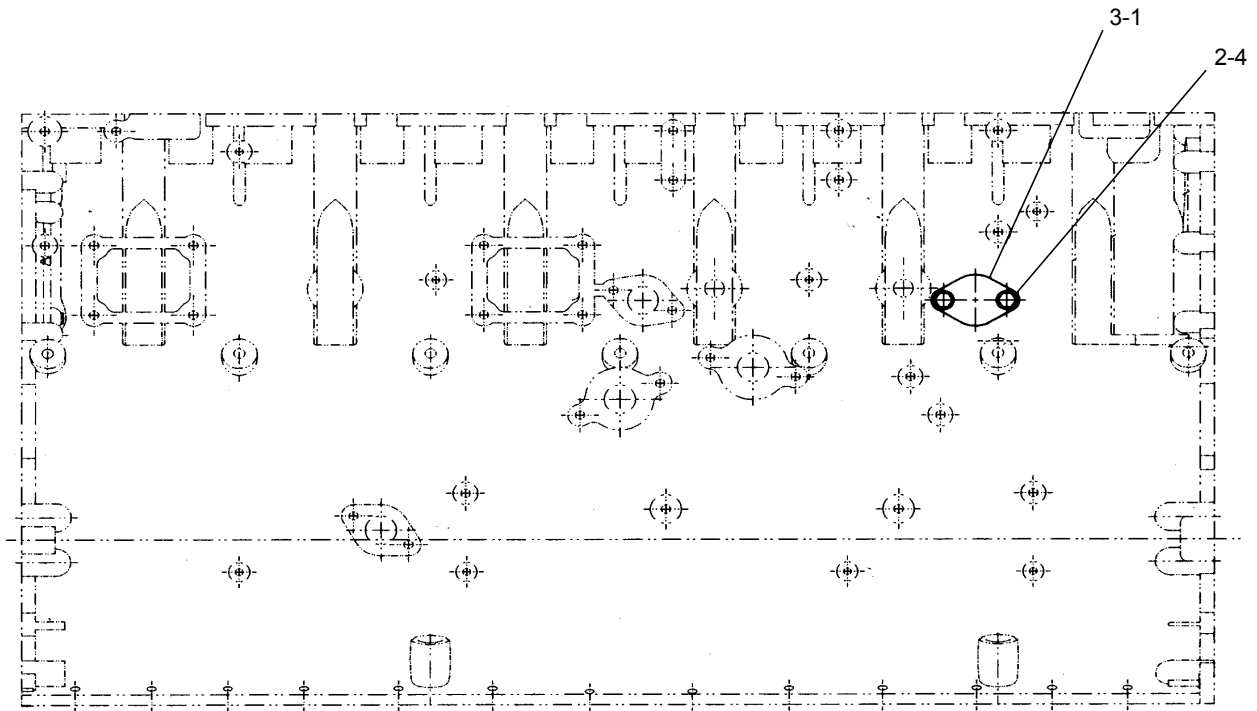
GRAPHIC #1

BASIC ENGINE

232-6635 COVER GP(CENTRAL STRUCTURE)

S/N: JZB00126-UP
PART OF 277-9899 ENGINE AR-COMPLETE

NOTE	REF NO	GRAPHIC REF	PART NUMBER	QTY	PART NAME						SEE PAGE
					1	2	3	4	5	6 (PRODUCT LEVEL)	
	1	1	160-7037	1	SEAL - INTEGRAL						
	2	1	1A-2029	2	BOLT 3/8-16						
	3	1	4W-9890	1	COVER						
	4	1	5M-2894	2	WASHER - HARD						



RIGHT SIDE VIEW

GRAPHIC #1

BASIC ENGINE

231-4911 COVER GP-PROTECTION

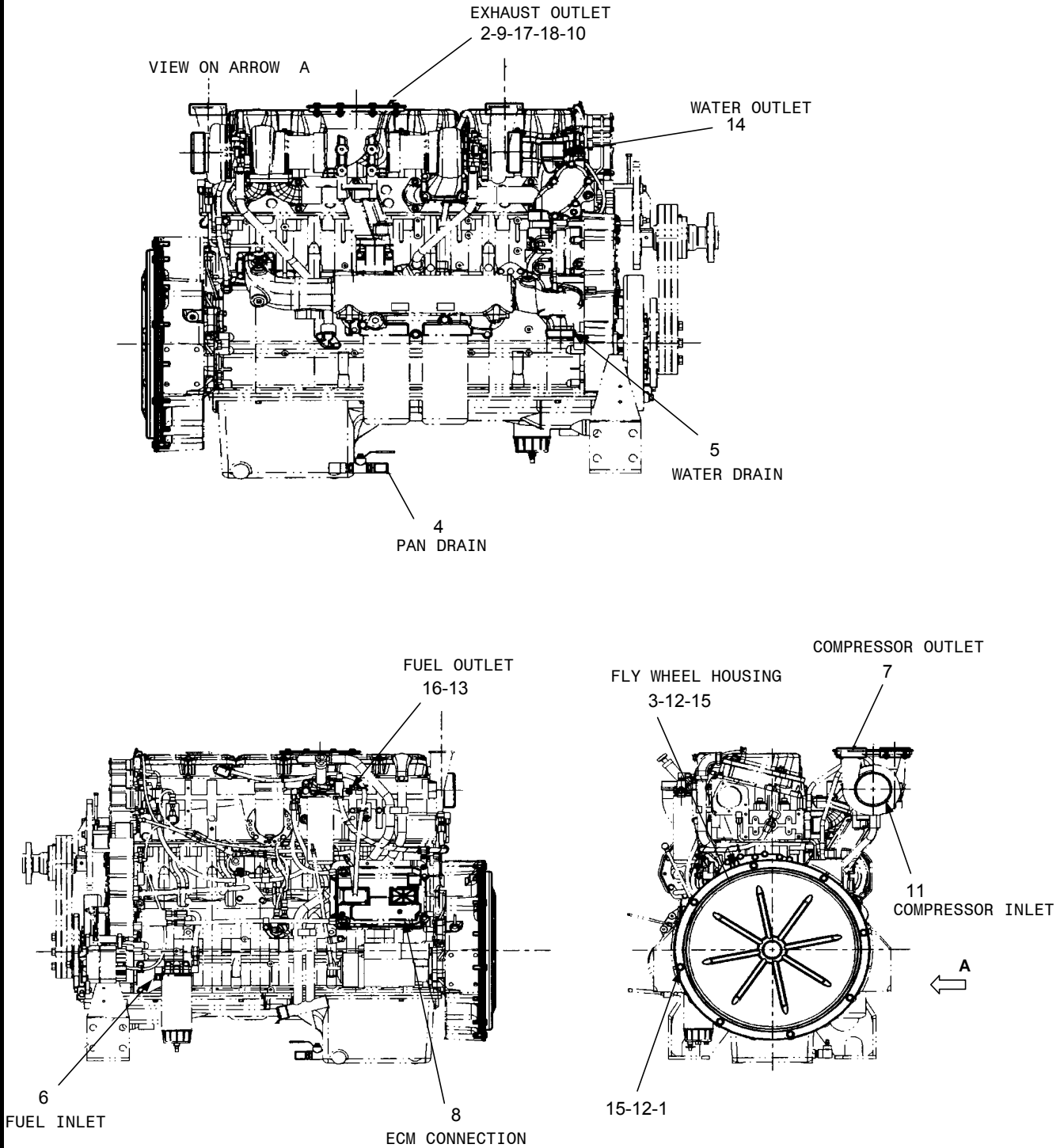
S/N: JZB00126-UP

PART OF 277-9899 ENGINE AR-COMPLETE

NOTE	REF NO	GRAPHIC REF	PART NUMBER	QTY	PART NAME						SEE PAGE
					1	2	3	4	5	6 (PRODUCT LEVEL)	
	1	1	6H-7062	1	SPACER						
	2	1	5N-4436	1	COVER						
	3	1	7N-6921	1	COVER-FLY						
	4	1	7N-8040	1	BOOT						
	5	1	7X-4832	1	CAP-PROTECTIVE						
	6	1	8S-4951	1	CAP						
	7	1	274-7228	2	CAP						
	8	1	126-1773	1	CAP-CONNECTOR						
	9	1	3B-1915	4	BOLT 3/8-16						
	10	1	5N-4435	1	GASKET						
	11	1	5N-4437	2	BOOT						
	12	1	5P-2566	8	BOLT 1/2-13						
	13	1	6V-5049	1	SEAL-O-RING						
	14	1	8N-1663	1	BOOT						
	15	1	8T-4223	8	WASHER-HARD						
	16	1	9S-4191	1	PLUG-STO 9/16-18						
	17	1	9S-8752	4	NUT-FULL 3/8-16						
	18	1	9X-6458	4	WASHER-HARD						

BASIC ENGINE

231-4911 COVER GP-PROTECTION (contd.)



GRAPHIC #1

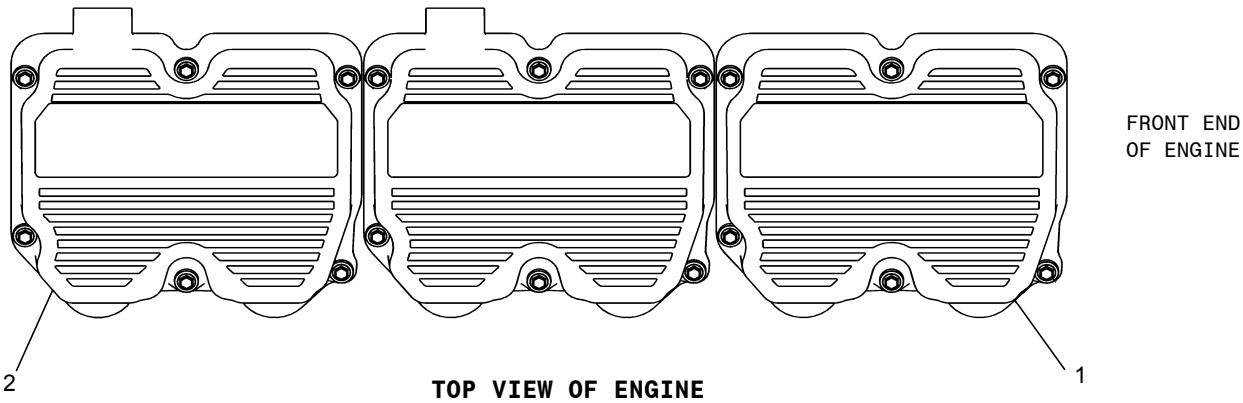
BASIC ENGINE

222-4412 COVER GP-VALVE MECHANISM(B)

S/N: JZB00126-UP
PART OF 277-9899 ENGINE AR-COMplete

NOTE	REF NO	GRAPHIC REF	PART NUMBER	QTY	PART NAME						SEE PAGE	
					1	2	3	4	5	6 (PRODUCT LEVEL)		
Y	1	1	150-3135	1	COVER	GP-VALVE	MECHANISM-C					36
Y	2	1	187-1326	2	COVER	GP-VALVE	MECHANISM-B					37

Y-SEPARATE ILLUSTRATION



GRAPHIC #1

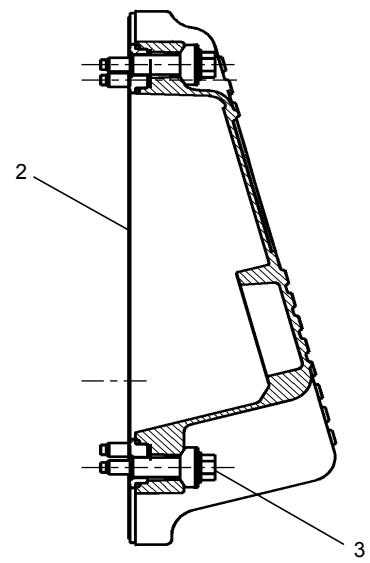
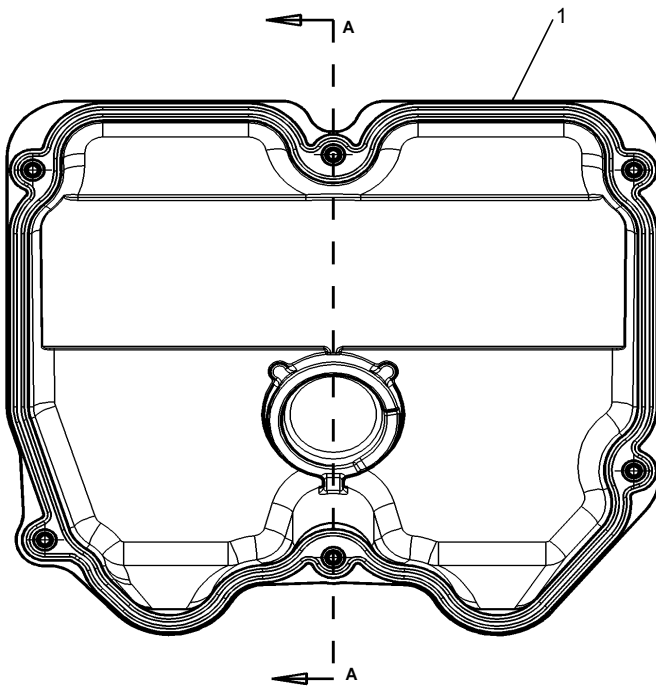
BASIC ENGINE

150-3135 COVER GP-VALVE MECHANISM-C

S/N: JZB00126-UP

PART OF 222-4412 COVER GP-VALVE MECHANISM(B)

NOTE	REF NO	GRAPHIC REF	PART NUMBER	QTY	PART NAME						SEE PAGE
					1	2	3	4	5	6 (PRODUCT LEVEL)	
	1	1	150-2557	1	COVER-VALVE						
	2	1	242-9537	1	SEAL						
	3	1	243-1159	6	FASTENER AS						
					(EACH INCLUDES)						
		1	149-7378	1	GROMMET						



SECTION A-A

GRAPHIC #1

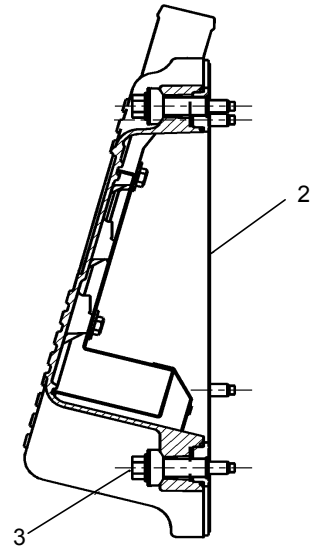
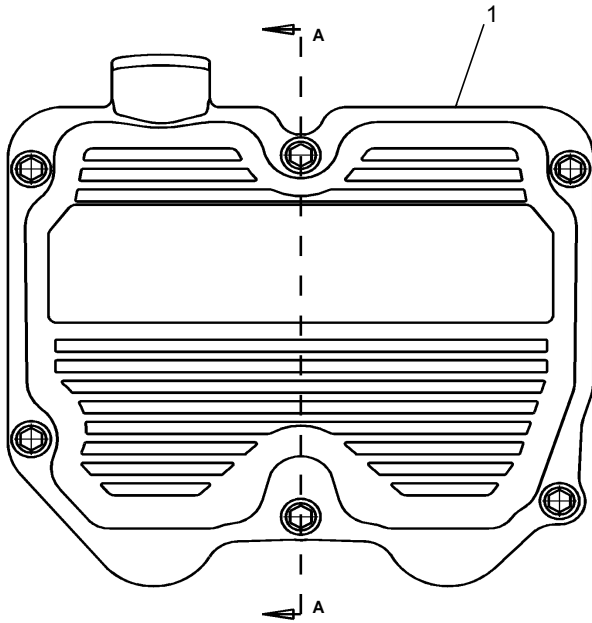
BASIC ENGINE

187-1326 COVER GP-VALVE MECHANISM-B

S/N: JZB00126-UP

PART OF 222-4412 COVER GP-VALVE MECHANISM(B)

NOTE	REF NO	GRAPHIC REF	PART NUMBER	QTY	PART NAME						SEE PAGE
					1	2	3	4	5	6 (PRODUCT LEVEL)	
	1	1	187-1325	1	COVER AS-VALVE						
	2	1	242-9537	1	SEAL						
	3	1	243-1159	6	FASTENER AS						
					(EACH INCLUDES)						
			149-7378	1	GROMMET						



SECTION A-A

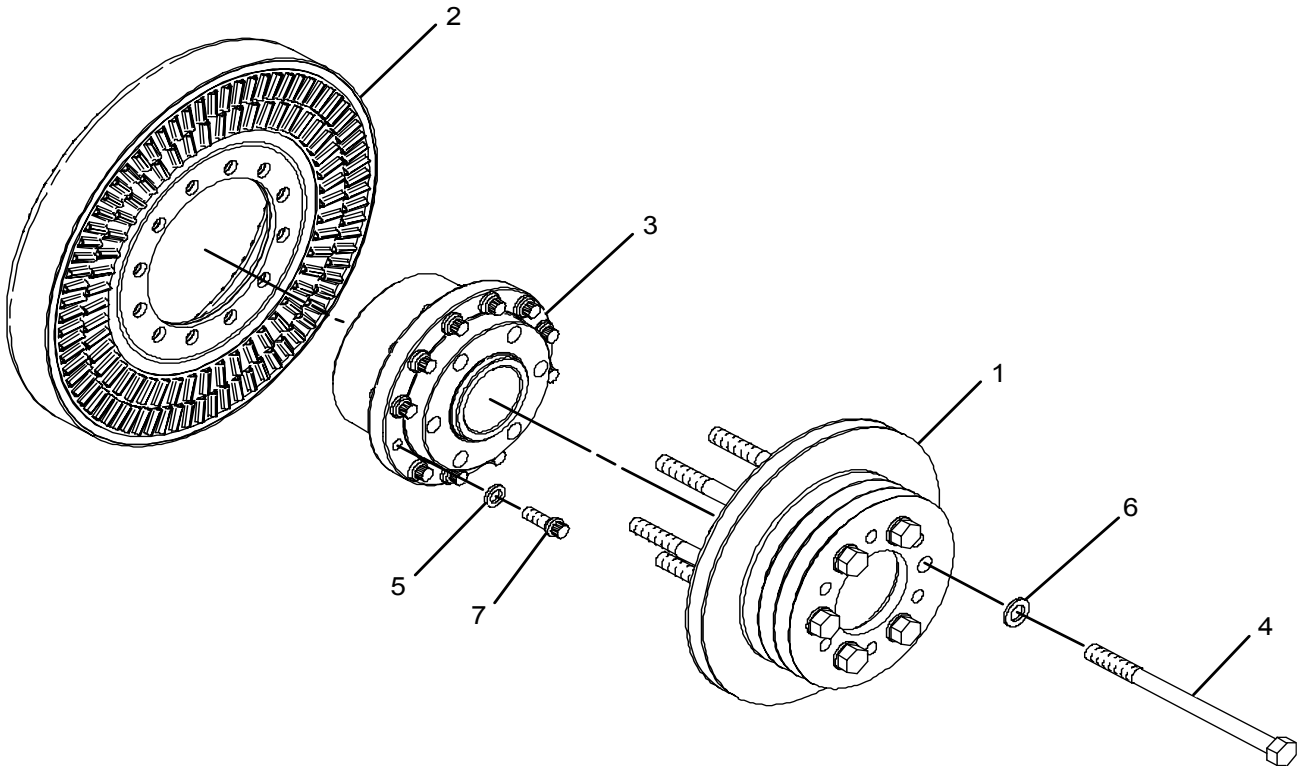
GRAPHIC #1

BASIC ENGINE

231-5385 DAMPER GP-PULLEY AND ADAPTOR

S/N: JZB00126-UP
PART OF 277-9899 ENGINE AR-COMPLETE

NOTE	REF NO	GRAPHIC REF	PART NUMBER	QTY	PART NAME						SEE PAGE
					1	2	3	4	5	6 (PRODUCT LEVEL)	
	1	1	6N-7378	1	PULLEY - CRANKSHAFT (4-GROOVE)						
	2	1	213-3199	1	DAMPER AS						
	3	1	232-6560	1	ADAPTOR						
	4	1	148-2871	6	BOLT-HEX HEAD 5/8-18						
	5	1	3H-7654	12	WASHER-HARD						
	6	1	7X-0591	6	WASHER-HARD						
	7	1	8M-2530	12	BOLT-12 PT HEAD 1/2-13						



GRAPHIC #1

BASIC ENGINE

254-5858 DRIVE GP-FAN(BELT) (D) (BLOWER)

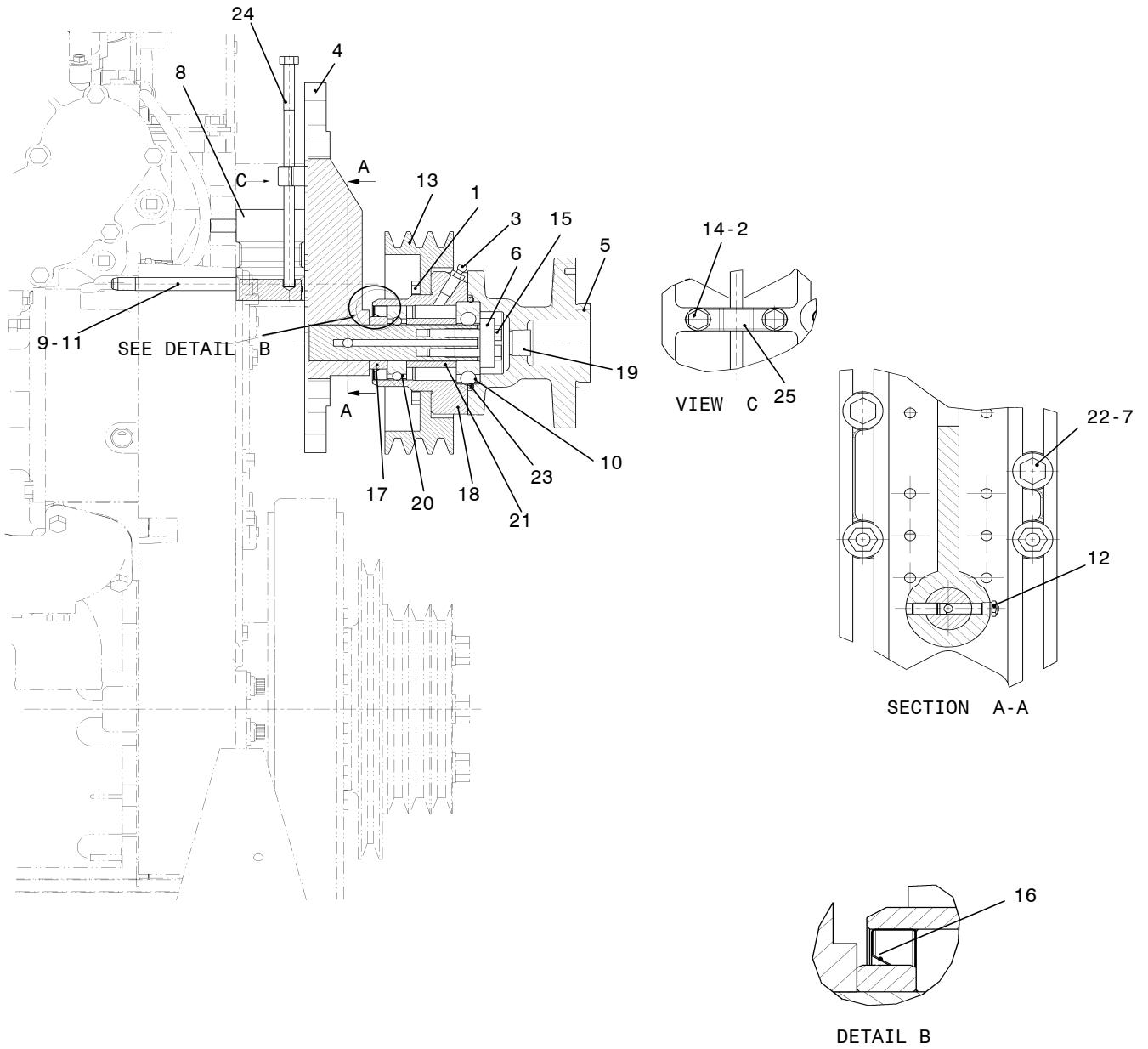
S/N: JZB00126-UP

PART OF 277-9899 ENGINE AR-COMPLETE

NOTE	REF NO	GRAPHIC REF	PART NUMBER	QTY	PART NAME						SEE PAGE
					1	2	3	4	5	6 (PRODUCT LEVEL)	
	1	1	0L-2070	6	BOLT-HEX 3/8-16						
	2	1	1A-2029	2	BOLT 3/8-16						
	3	1	2D-4867	1	FITTING-HYD						
	4	1	6N-6490	1	BRACKET AS-FAN						
	5	1	6N-6598	1	ADAPTER-FAN						
	6	1	7N-2900	1	WASHER						
	7	1	198-4767	4	WASHER-HARD						
	8	1	232-6562	1	ADAPTER-FAN						
	9	1	1F-7958	2	NUT-FULL-1/2-13						
	10	1	3L-1425	1	BEARING-BALL						
	11	1	3N-6192	2	STUD-TAPERLOCK						
	12	1	4B-4550	1	FITTING-HYD						
	13	1	4N-6289	1	PULLEY-FAN						
	14	1	5M-2894	2	WASHER-HARD						
	15	1	5P-7979	2	BOLT-SELF LOCK 5/16-24						
	16	1	5S-2106	1	SEAL-LIP TYPE						
	17	1	5S-9062	1	SPACER						
	18	1	7N-8827	1	HUB						
	19	1	7X-7731	1	PLUG-PIPE						
	20	1	8H-9789	1	BEARING-BALL						
	21	1	8N-5305	1	SPACER						
	22	1	8S-9089	2	BOLT 1/2-13						
	23	1	9F-4446	1	SEAL-O-RING						
	24	1	9L-4238	1	BOLT 3/8-16						
	25	1	9N-5120	1	BRACKET						

BASIC ENGINE

254-5858 DRIVE GP-FAN (contd.)



GRAPHIC #1


BASIC ENGINE

109-3290 FASTENER GP(OIL PAN)

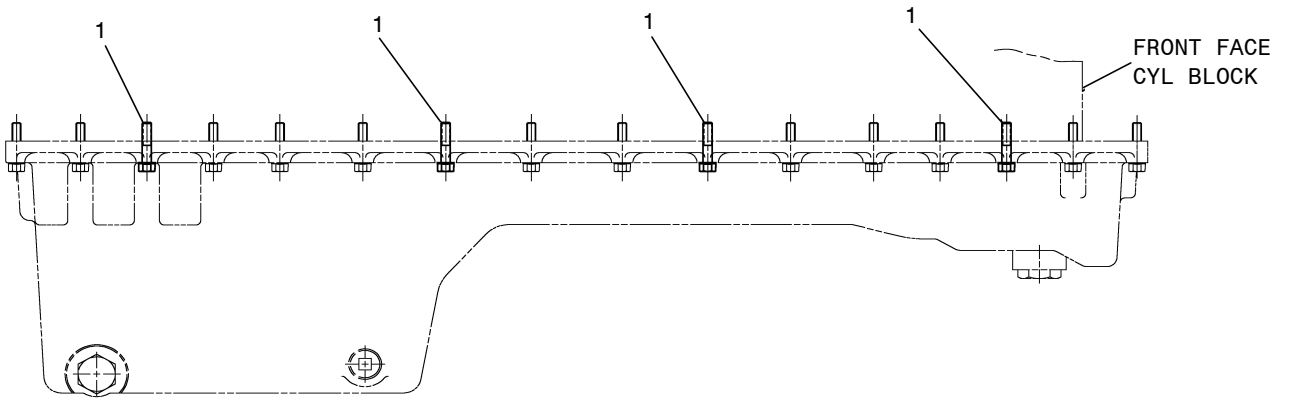
S/N: JZB00126-UP

PART OF 277-9899 ENGINE AR-COMplete

NOTE	REF	GRAPHIC	PART NUMBER	QTY	PART NAME						SEE PAGE
	NO	REF			1	2	3	4	5	6 (PRODUCT LEVEL)	
	1	1	2P-3205	8	BOLT (3/8)						



TOP VIEW



RIGHT SIDE VIEW

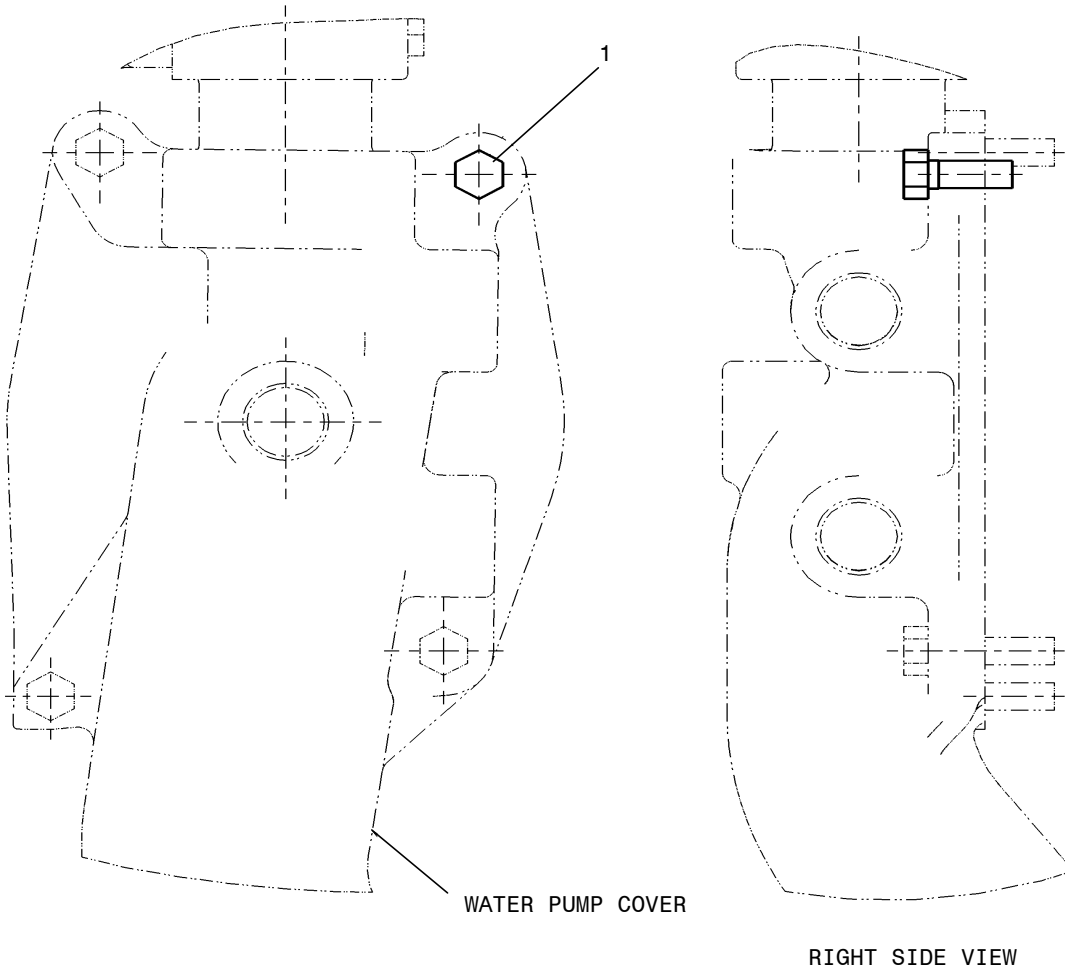
GRAPHIC #1

BASIC ENGINE

211-4360 FASTENER GP

S/N: JZB00126-UP
PART OF 277-9899 ENGINE AR-COMPLETE

NOTE	REF	GRAPHIC	PART NUMBER	QTY	PART NAME						SEE PAGE
	NO	REF			1	2	3	4	5	6 (PRODUCT LEVEL)	
	1	1	0S-1594	1	BOLT 3/8-16						



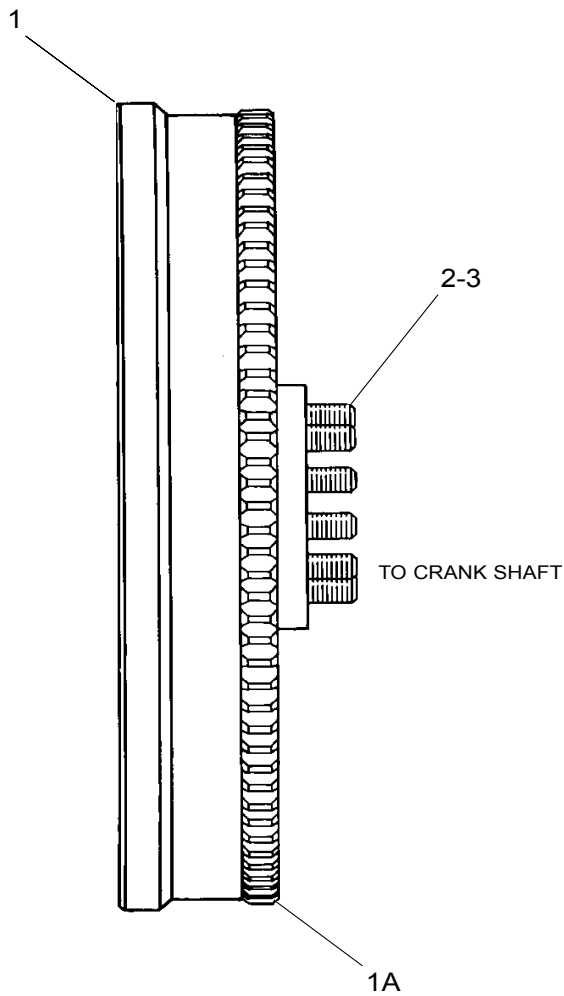
GRAPHIC #1

BASIC ENGINE

9Y-7571 FLYWHEEL GP

S/N: JZB00126-UP
PART OF 277-9899 ENGINE AR-COMLETE

NOTE	REF	GRAPHIC	PART NUMBER	QTY	PART NAME						SEE PAGE
	NO	REF			1 2 3 4 5 6 (PRODUCT LEVEL)						
	1	1	2W-0765	1	FLYWHEEL AS						
	1A	1	8M-6755	1	GEAR						
	2	1	9Y-8545	12	BOLT						
	3	1	3G-8856	12	WASHER						



GRAPHIC #1

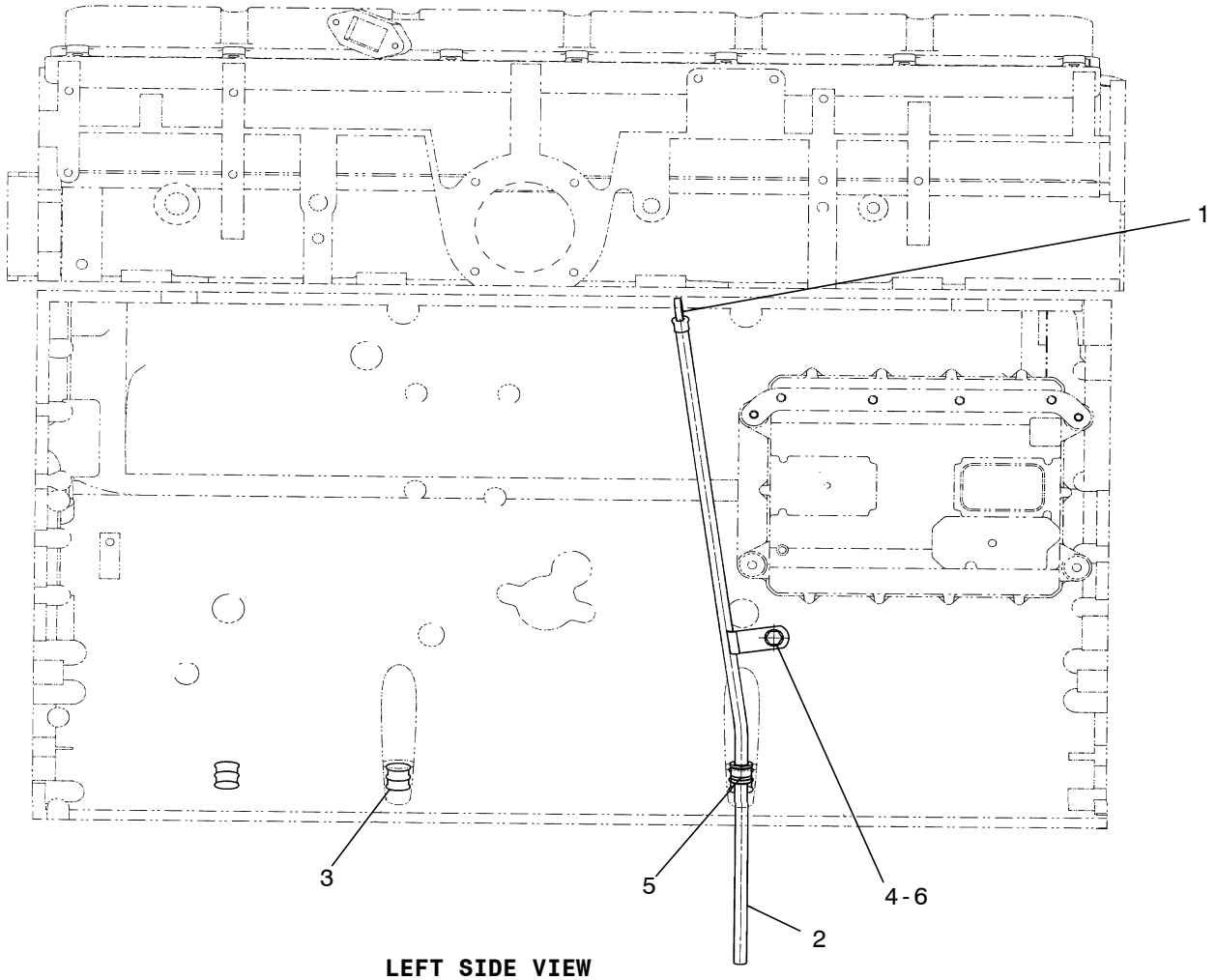
BASIC ENGINE

187-0672 GUIDE GP-OIL LEVEL(LH REAR)

S/N: JZB00126-UP

PART OF 277-9899 ENGINE AR-COMPLETE

NOTE	REF NO	GRAPHIC REF	PART NUMBER	QTY	PART NAME						SEE PAGE
					1	2	3	4	5	6 (PRODUCT LEVEL)	
	1	1	7C-8021	1	GAGE AS						
	2	1	161-1825	1	TUBE AS						
		1	4N-1294	1	ADAPTOR						
	3	1	165-6170	3	PLUG						
	4	1	0S-0509	1	BOLT						
	5	1	118-5068	1	SEAL-O-RING						
	6	1	5M-2894	1	WASHER-HARD						



GRAPHIC #1

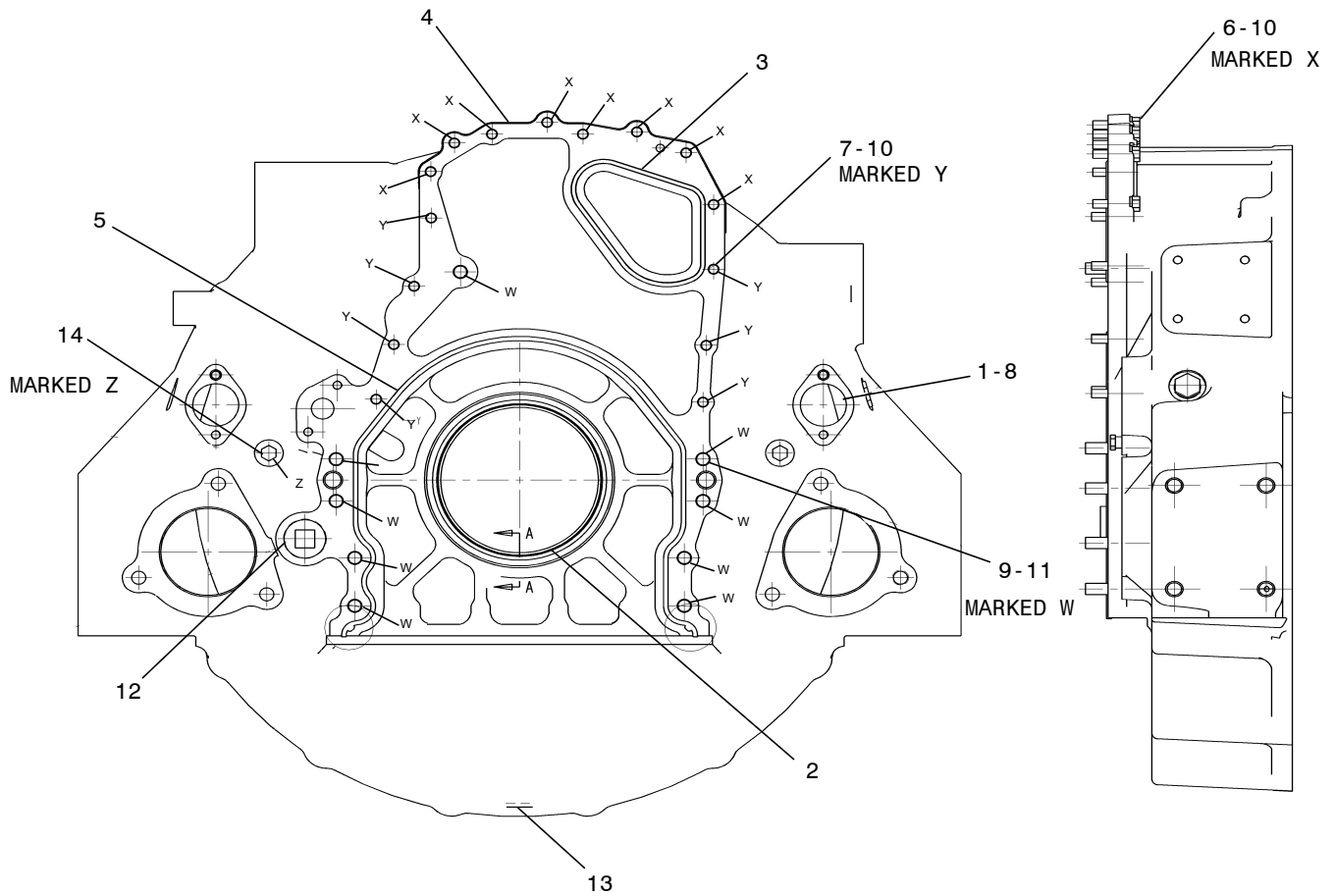
BASIC ENGINE

178-8579 HOUSING GP-FLYWHEEL

S/N: JZB00126-UP

PART OF 277-9899 ENGINE AR-COMPLETE

NOTE	REF NO	GRAPHIC REF	PART NUMBER	QTY	PART NAME						SEE PAGE
					1	2	3	4	5	6 (PRODUCT LEVEL)	
	1	1	5F-0304	1	PLUG						
	2	1	142-5868	1	SEAL GP-C SHIFT-A						
	3	1	268-5589	1	SEAL-PRESS IN						
	4	1	167-7564	1	HOUSING - FLY WHEEL						
	5	1	268-5582	1	SEAL-PRESS IN						
	6	1	165-3929	8	BOLT-HEX HEAD 3/8-16						
	7	1	165-3931	7	BOLT-HEX HEAD 3/8-16						
	8	1	2A-1162	1	GASKET						
	9	1	5J-5793	9	BOLT-12 PT HEAD 1/2-13						
	10	1	5M-2894	15	WASHER-HARD						
	11	1	5P-8245	9	WASHER-HARD						
	12	1	7X-7730	1	PLUG-PIPE						
	13	1	7X-7731	1	PLUG-PIPE						
	14	1	8T-6765	2	PLUG-PIPE						



GRAPHIC #1

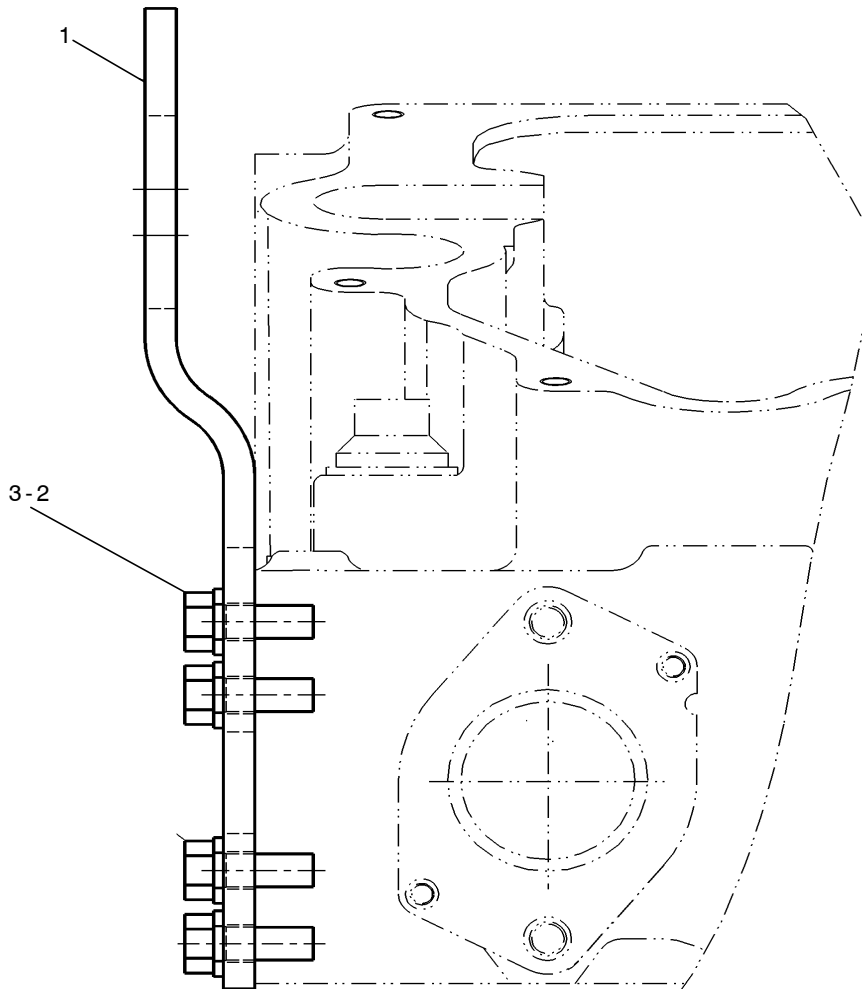
BASIC ENGINE

111-2088 LIFTING GP(REAR)

S/N: JZB00126-UP

PART OF 277-9899 ENGINE AR-COMplete

NOTE	REF	GRAPHIC	PART NUMBER	QTY	PART NAME						SEE PAGE
	NO	REF			1	2	3	4	5	6 (PRODUCT LEVEL)	
	1	1	109-9985	1	EYE-LIFTING						
	2	1	0S-1594	8	BOLT						
	3	1	5M-2894	8	WASHER-HARD						



GRAPHIC #1

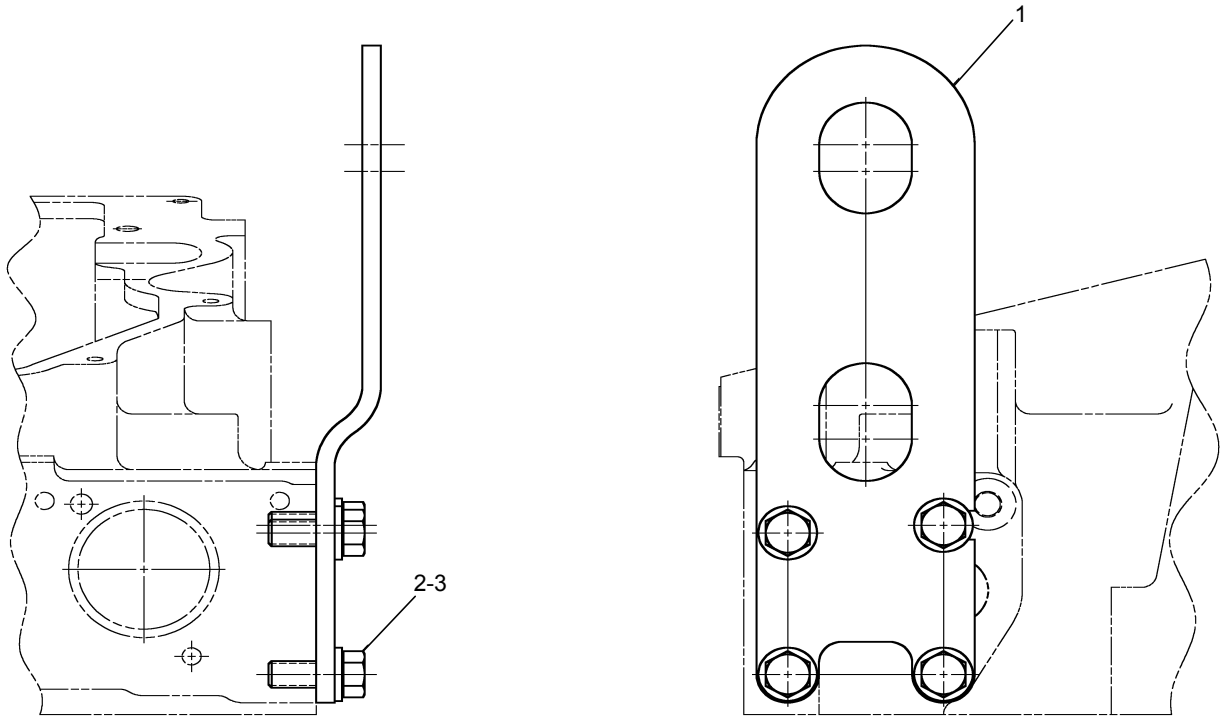
BASIC ENGINE

127-0564 LIFTING GP(FRONT)

S/N: JZB00126-UP

PART OF 277-9899 ENGINE AR-COMplete

NOTE	REF	GRAPHIC	PART NUMBER	QTY	PART NAME	SEE
	NO	REF				
	1	1	127-0563	1	EYE-LIFTING	
	2	1	0S-1595	4	BOLT	
	3	1	5P-8245	4	WASHER	



GRAPHIC #1

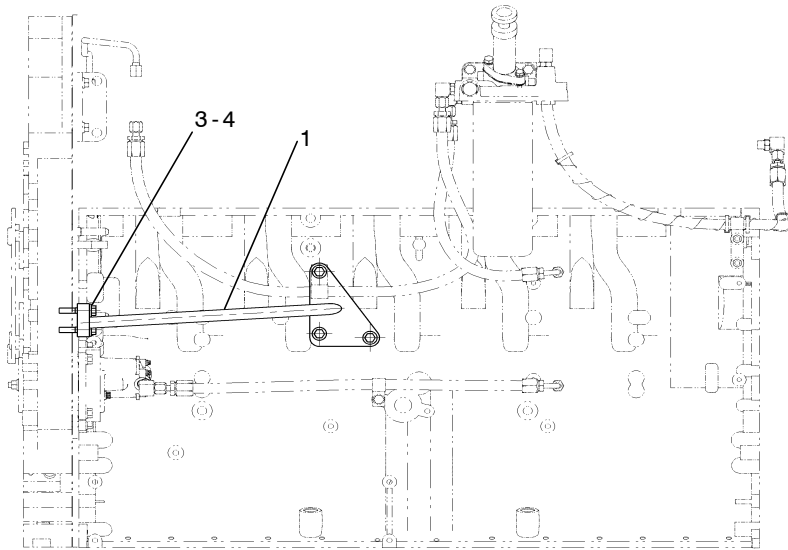
BASIC ENGINE

230-5530 MOUNTING GP-BRACKET

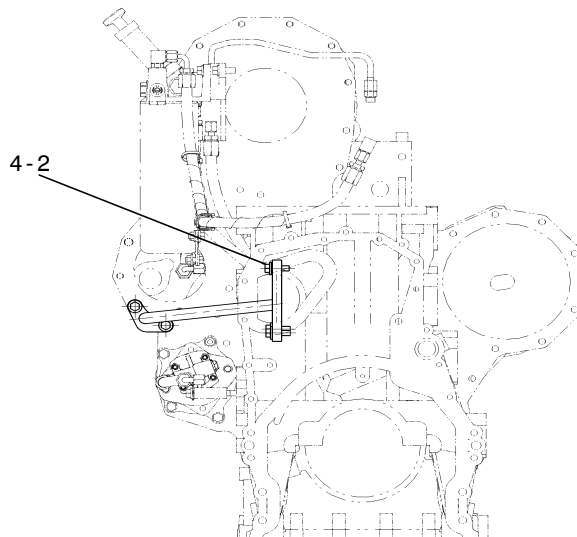
S/N: JZB00126-UP

PART OF 277-9899 ENGINE AR-COMPLETE

NOTE	REF	GRAPHIC	PART NUMBER	QTY	PART NAME	SEE PAGE
	NO	REF				
	1	1	230-5529	1	BRACKET AS	
	2	1	0S-1588	3	BOLT 3/8-16	
	3	1	0S-1590	2	BOLT 3/8-16	
	4	1	9X-6458	5	WASHER-HARD	



LEFT SIDE OF ENGINE



REAR OF ENGINE

GRAPHIC #1

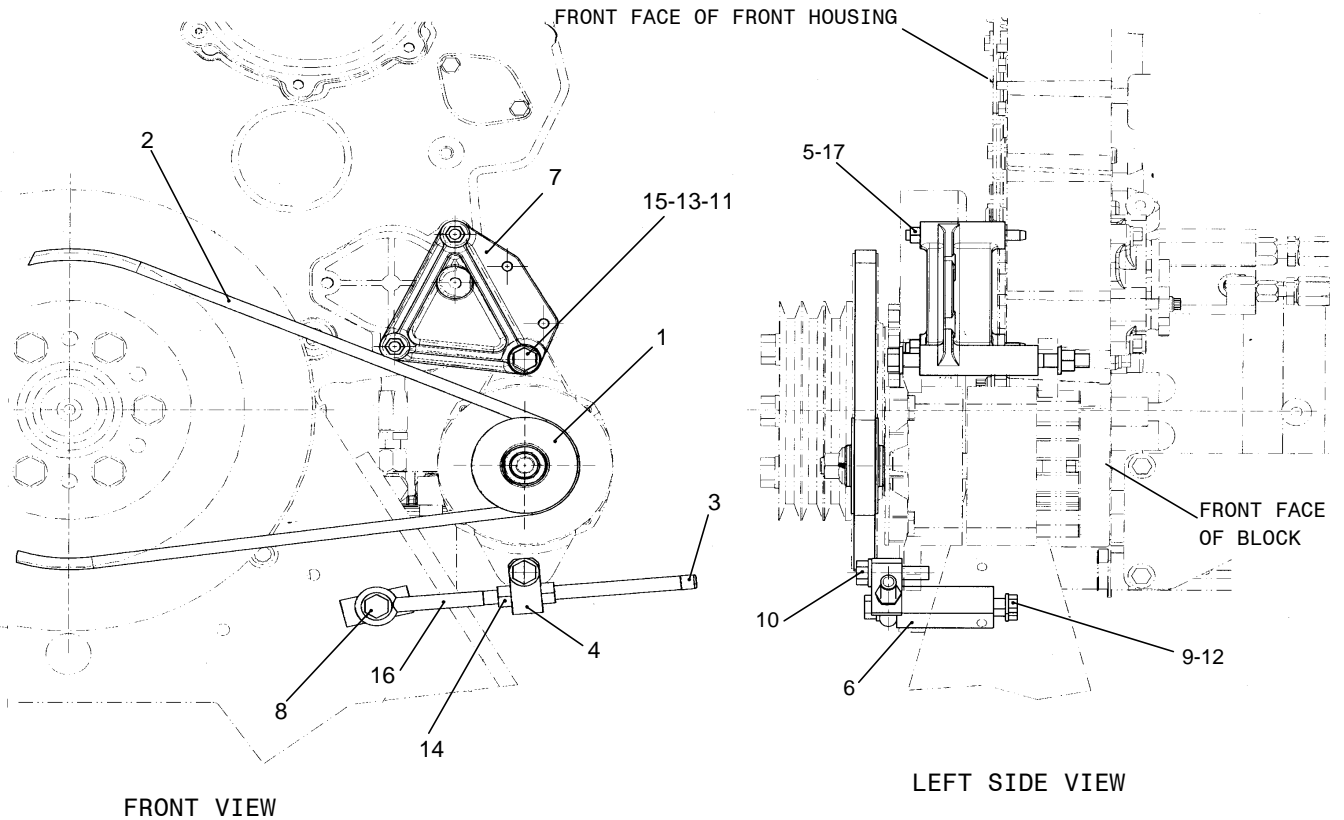
BASIC ENGINE

275-8128 MOUNTING GP-ALTERNATOR

S/N: JZB00126-UP

PART OF 277-9899 ENGINE AR-COMPLETE

NOTE	REF NO	GRAPHIC REF	PART NUMBER	QTY	PART NAME						SEE PAGE
					1	2	3	4	5	6 (PRODUCT LEVEL)	
	1	1	263-0093	1	PULLEY						
	2	1	4N-8216	1	V-BELT						
	3	1	7W-4176	1	CAP						
	4	1	8S-5383	1	BLOCK						
	5	1	106-1792	2	STUD						
	6	1	232-6561	1	BLOCK						
	7	1	232-6579	1	BRACKET						
	8	1	0S-1585	1	BOLT 1/2-13						
	9	1	0S-1590	2	BOLT 3/8-16						
	10	1	1A-1460	1	BOLT 1/2-13						
	11	1	1F-7958	1	NUT-FULL 1/2-13						
	12	1	5M-2894	2	WASHER-HARD						
	13	1	5P-8245	4	WASHER-HARD						
	14	1	6B-6684	2	NUT FULL 1/2-20						
	15	1	1A-7669	1	BOLT 1/2-13						
	16	1	9L-5134	1	ROD ALT ADJ 1/2-20						
	17	1	9S-8752	2	NUT FULL 3/8-16						



GRAPHIC #1

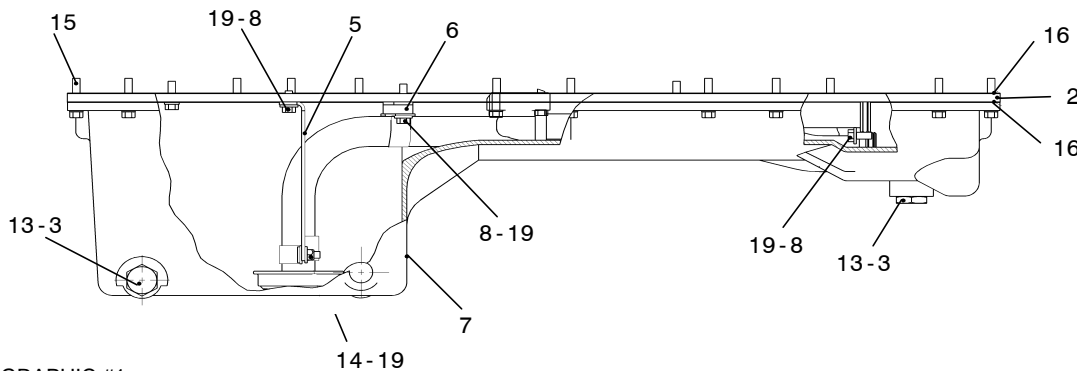
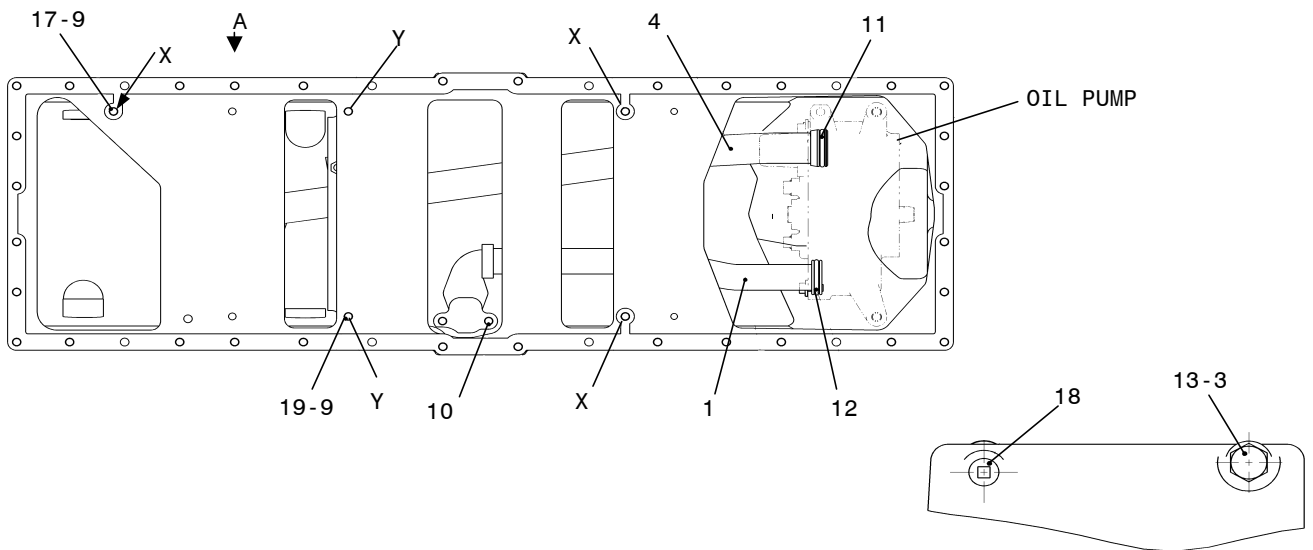
BASIC ENGINE

233-6036 PAN GP-OIL (REAR PUMP)

S/N: JZB00126-UP

PART OF 277-9899 ENGINE AR-COMPLETE

NOTE	REF NO	GRAPHIC REF	PART NUMBER	QTY	PART NAME						SEE PAGE
					1	2	3	4	5	6 (PRODUCT LEVEL)	
	1	1	4P-7373	1	TUBE AS						
	2	1	9N-3167	1	PLATE						
	3	1	9X-6451	3	PLUG-DRAIN						
	4	1	109-6547	1	TUBE AS						
	5	1	115-2365	1	BRACKET						
	6	1	118-5450	1	BRACKET AS						
	7	1	150-4636	1	PAN-OIL						
	8	1	0L-1351	5	BOLT 3/8-16						
	9	1	0S-1588	5	BOLT 3/8-16						
	10	1	0S-1591	2	BOLT 3/8-16						
	11	1	109-0072	1	SEAL-O-RING						
	12	1	109-0078	1	SEAL-O-RING						
	13	1	121-0145	3	SEAL-O-RING						
	14	1	2K-4973	2	LOCKNUT-3/8-16						
	15	1	2P-3205	32	BOLT-WASHER HEAD 3/8-16						
	16	1	4N-3661	2	GASKET						
	17	1	5M-2894	3	WASHER-HARD						
	18	1	8T-6761	1	PLUG-PIPE						
	19	1	9X-6458	9	WASHER-HARD						

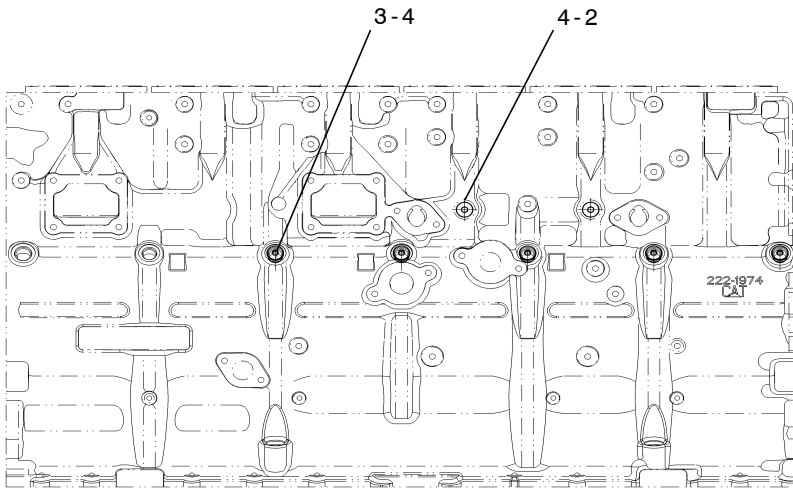


BASIC ENGINE

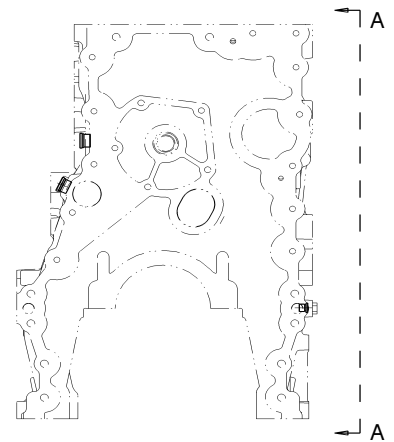
234-9222 PLUG GP-CYLINDER BLOCK

S/N: JZB00126-UP
PART OF 277-9899 ENGINE AR-COMPLETE

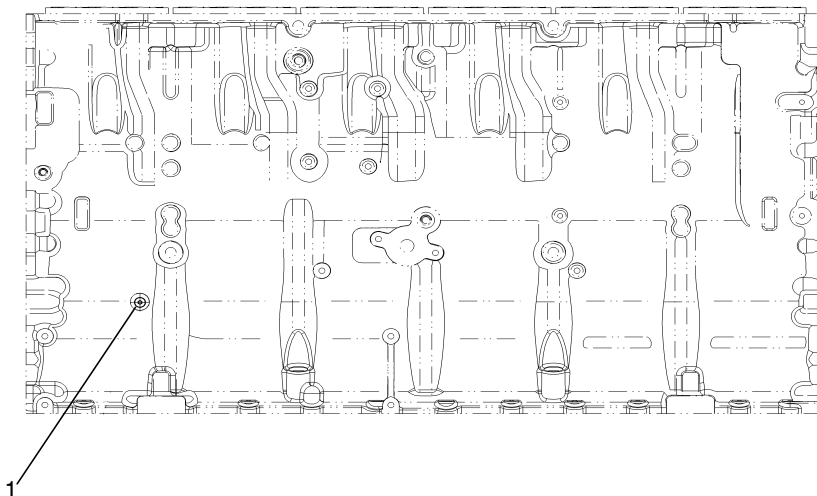
NOTE	REF NO	GRAPHIC REF	PART NUMBER	QTY	PART NAME						SEE PAGE
					1	2	3	4	5	6 (PRODUCT LEVEL)	
	1	1	183-3409	1	PLUG AS(HIGH TEMPERATURE)						
			9S-8002	1	PLUG						
			033-5853	1	SEAL-O-RING						
	2	1	6V-6609	2	SEAL-O-RING						
	3	1	8L-2786	5	SEAL-O-RING						
	4	1	9S-8005	7	PLUG-O-RING 3/4-16						



RIGHT SIDE



FRONT



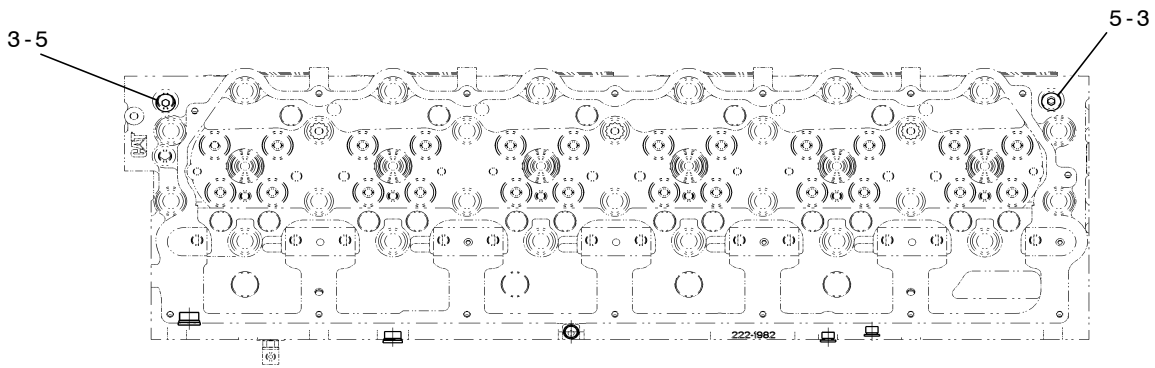
GRAPHIC #1

BASIC ENGINE

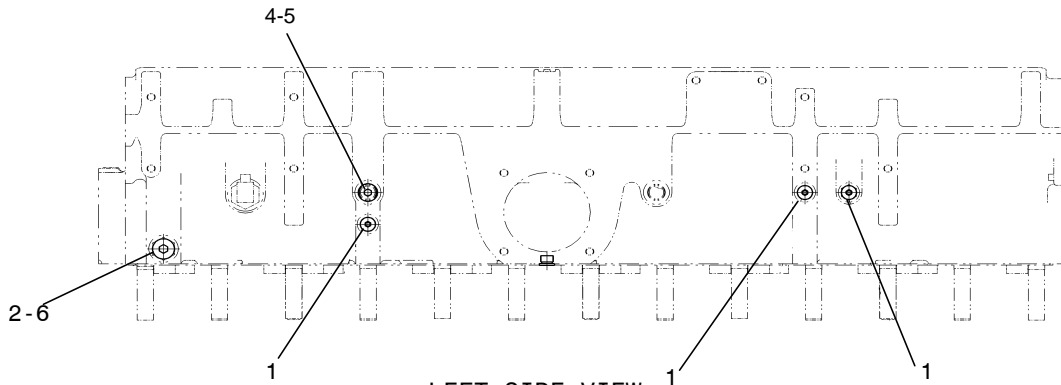
230-5378 PLUG GP-HEAD

S/N: JZB00126-UP
PART OF 277-9899 ENGINE AR-COMPLETE

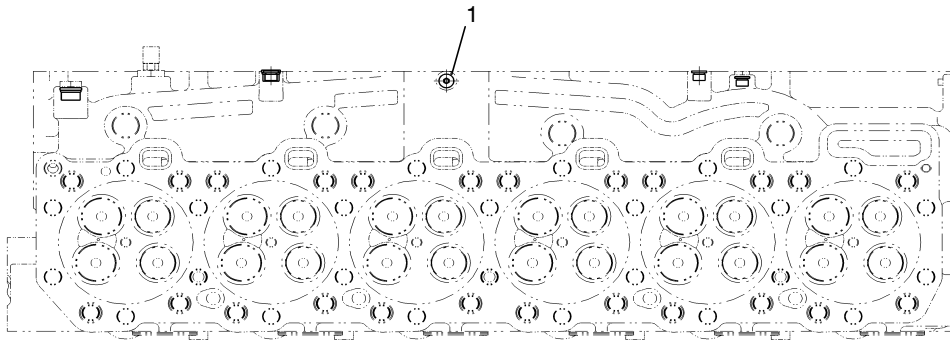
NOTE	REF NO	GRAPHIC REF	PART NUMBER	QTY	PART NAME						SEE PAGE
					1	2	3	4	5	6 (PRODUCT LEVEL)	
	1	1	183-3408	4	PLUG AS						
					(EACH INCLUDES)						
		1	6V-5049	1	SEAL-O-RING						
		1	9S-8004	1	PLUG						
	2	1	6V-3251	1	SEAL-O-RING						
	3	1	6V-6609	2	SEAL-O-RING						
	4	1	8L-2786	1	SEAL-O-RING						
	5	1	9S-8005	3	PLUG-O-RING 3/4-16						
	6	1	9S-8006	1	PLUG-O-RING 7/8-14						



TOP VIEW



LEFT SIDE VIEW



BOTTOM VIEW

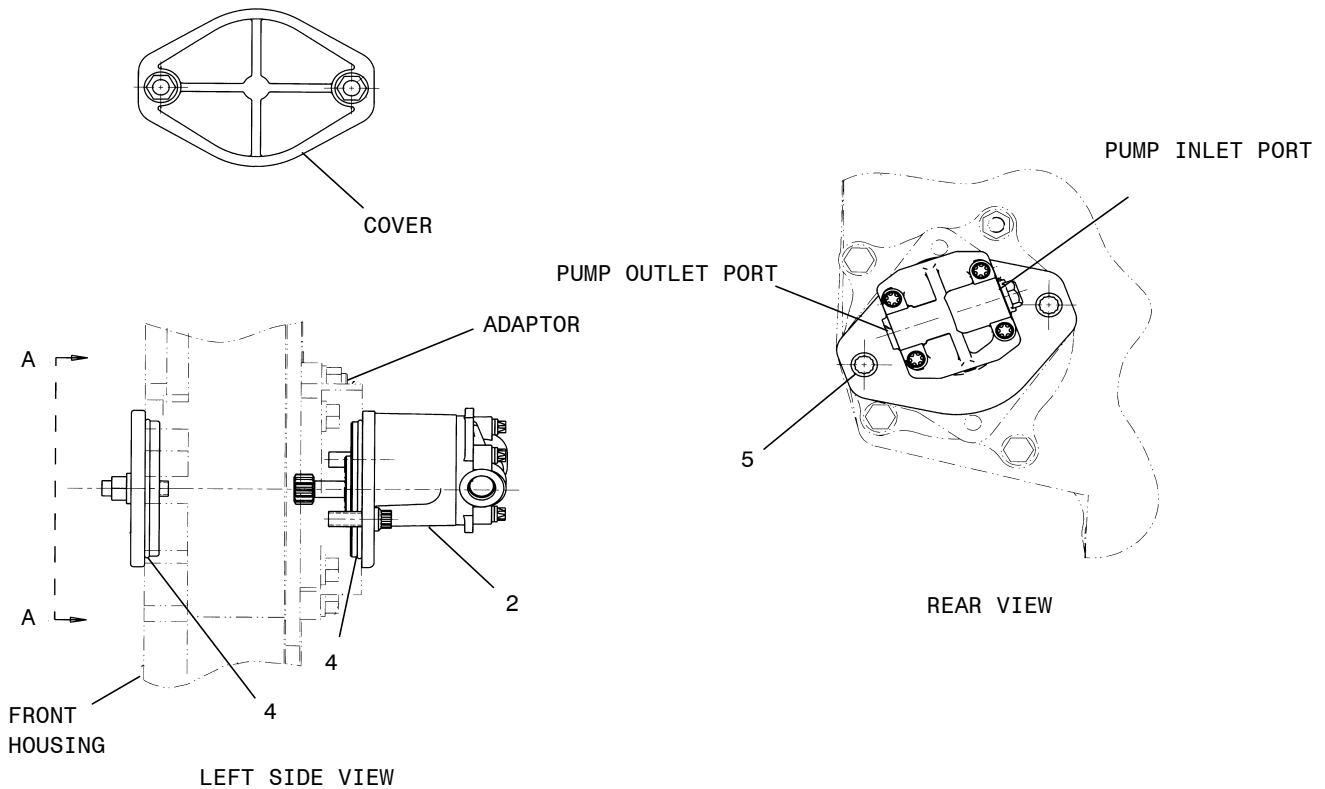
GRAPHIC #1

BASIC ENGINE

150-4279 PUMP GP-FUEL TRANSFER & MOUNTING (REAR)

S/N: JZB00126-UP
PART OF 277-9899 ENGINE AR-COMPLETE

NOTE	REF NO	GRAPHIC REF	PART NUMBER	QTY	PART NAME						SEE PAGE
					1	2	3	4	5	6	
	1	1	133-9116	1	COVER						
	2	1	290-8866	1	PUMP GP						
	3	1	0S-0699	2	STUD						
	4	1	107-5769	2	SEAL -O-RING						
	5	1	1T-0765	2	BOLT-12 PT HEAD 3/8-16						
	6	1	5M-2894	2	WASHER-HARD						
	7	1	9S-8752	2	NUT-FULL 3/8-16						



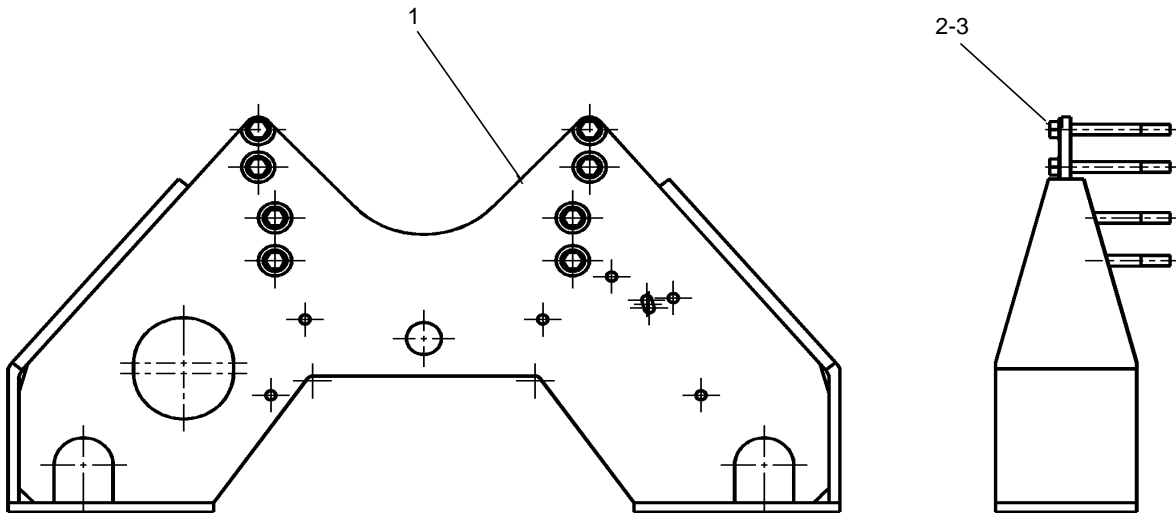
GRAPHIC #1

BASIC ENGINE

298-6605 SUPPORT GP-ENGINE (FRONT)

S/N: JZB00126-UP
PART OF 277-9899 ENGINE AR-COMLETE

NOTE	REF NO	GRAPHIC REF	PART NUMBER	QTY	PART NAME						SEE PAGE
					1	2	3	4	5	6 (PRODUCT LEVEL)	
	1	1	298-6606	1	SUPPORT AS						
	2	1	5P-8245	8	WASHER-HARD						
	3	1	9X-8876	8	BOLT 1/2-13						



GRAPHIC #1

BASIC ENGINE

254-2020 BASE AS AN ATTACHMENT

NOTE	PART NUMBER	QTY	PART NAME						SEE PAGE
			1	2	3	4	5	6 (PRODUCT LEVEL)	
	226-4205	20	INSERT						
	223-2250	4	EYE						
	242-0263	2	SPACER						

BASIC ENGINE

298-2304 LINES GP-FUEL AN ATTACHMENT

NOTE	PART NUMBER	QTY	PART NAME						SEE PAGE
			1	2	3	4	5	6 (PRODUCT LEVEL)	
P	1W-6401	1	GAGE GP-FUEL						
	3J-1907	1	SEAL-O-RING						
	3Y-2888	1	CONNECTOR						
	4D-6475	1	ELBOW-EXT PIPE						
	9S-4191	1	PLUG-STO						
	266-0889	1	INCATOR-PRESS						
N	9J-6190	2	UNION-ADAPTER						
N	032-1268	1	ELBOW-FLARED						
N	298-2301	1	HOSE AS						
P	298-2302	1	HOSE AS						
P	298-2303	1	ELBOW						

N-FROM FUEL TANK TO ENGINE

P-TO FUEL TANK

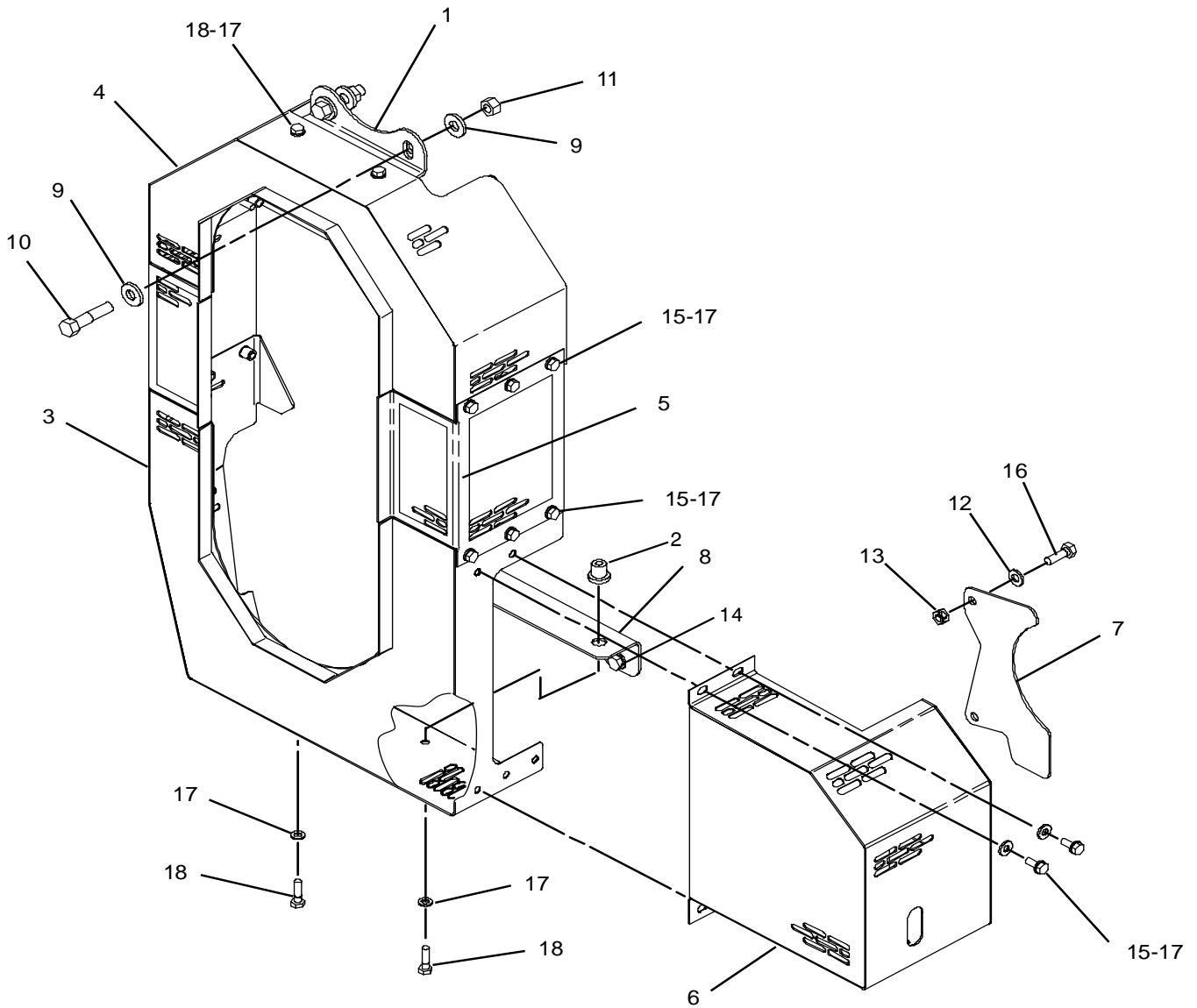
BASIC ENGINE

234-5561 GUARD GP-PULLEY AN ATTACHMENT

NOTE	REF NO	GRAPHIC REF	PART NUMBER	QTY	PART NAME						SEE PAGE
					1	2	3	4	5	6 (PRODUCT LEVEL)	
	1	1	171-9917	1	BRACKET						
	2	1	173-7619	4	MOUNT AS						
	3	1	234-5552	1	GUARD AS						
			180-3748	11	INSERT - THREADED (8X1.25THD)						
	4	1	234-5553	1	GUARD AS						
			180-3748	6	INSERT - THREADED (8X1.25THD)						
	5	1	234-5555	2	GUARD						
	6	1	234-5556	1	GUARD AS						
	7	1	234-5557	1	BRACKET						
	8	1	234-5558	1	BRACKET						
	9	1	5P-1076	6	WASHER - HARD (13.5X30X4-MM THK)						
	10	1	5P-2424	2	BOLT (1/2-13X2.25-IN)						
	11	1	6V-8188	2	NUT (1/2-13-THD)						
	12	1	8T-4121	8	WASHER - HARD (11X21X2.5-MM THK)						
	13	1	8T-4133	4	NUT (M10X1.5-THD)						
	14	1	8T-4136	2	BOLT (M10X1.5X25-MM)						
	15	1	8T-4189	17	BOLT (M8X1.25X20-MM)						
	16	1	8T-4195	2	BOLT (M10X1.5X30-MM)						
	17	1	8T-4224	21	WASHER - HARD (8.8X16X2-MM THK)						
	18	1	8T-7547	4	BOLT (M8X1.25X30-MM)						

BASIC ENGINE

234-5561 GUARD GP-PULLEY (Contd.)



GRAPHIC #1

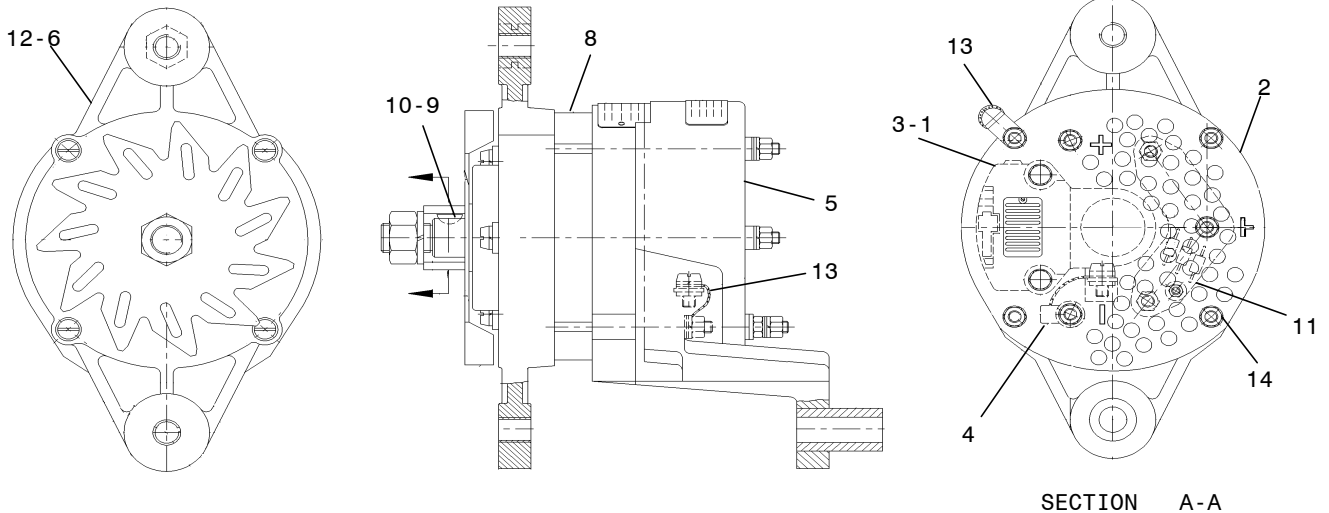
STARTING AND ELECTRICAL SYSTEM

262-2662 ALTERNATOR GP-CHARGING(BASIC)

S/N: JZB00126-UP

PART OF 277-9899 ENGINE AR-COMPLETE

NOTE	REF NO	GRAPHIC REF	PART NUMBER	QTY	PART NAME						SEE PAGE
					1	2	3	4	5	6 (PRODUCT LEVEL)	
	1	1	256-2506	1	REGULATOR AS						
	2	1	256-2508	1	PROTECTION COVER						
	3	1	256-2524	1	BRUSH AS						
	4	1	256-2525	1	RECTIFIER AS						
	5	1	262-2665	1	HOUSING AS						
	6	1	262-2666	1	FRAME AS-DR END						
	7	1	262-2667	1	FAN AS						
	8	1	262-2693	1	STATION						
	9	1	262-2696	1	ROTOR AS						
	10	1	263-0094	1	BEARING						
	11	1	263-0095	1	DIODE AS-ALT						
	12	1	276-2855	1	BEARING						
	13	1	276-2856	2	FUSE LINK						
	14	1	276-2857	4	PIN AS						



GRAPHIC #1

STARTING AND ELECTRICAL SYSTEM

191-5208 CONTROL GP-MOUNTING & ELECTRONIC

S/N: JZB00126-UP

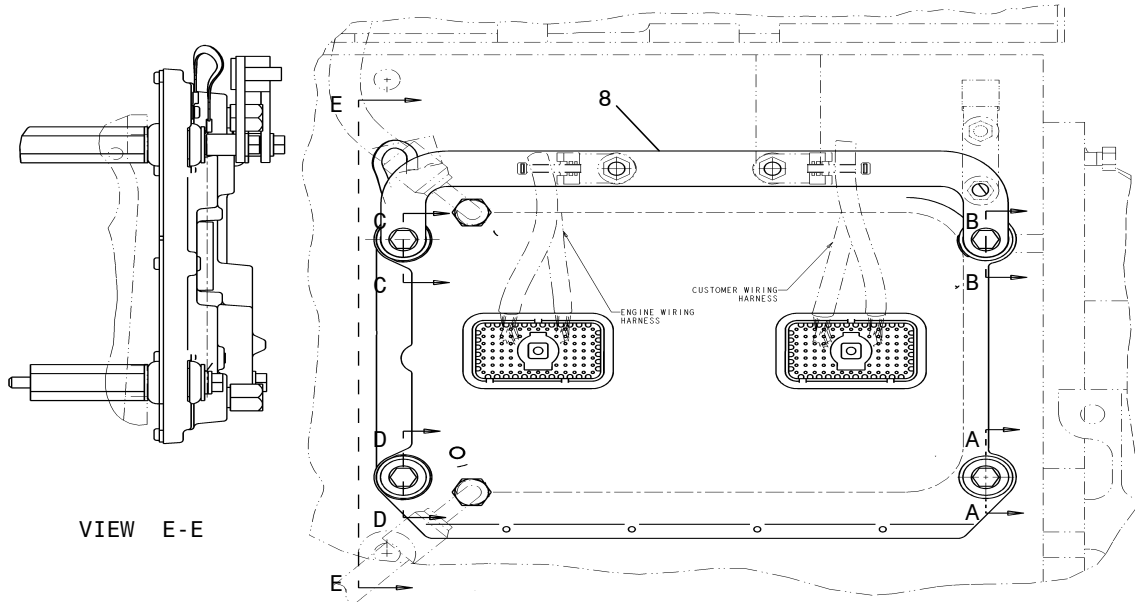
PART OF 277-9899 ENGINE AR-COMplete

NOTE	REF NO	GRAPHIC REF	PART NUMBER	QTY	PART NAME						SEE PAGE
					1	2	3	4	5	6 (PRODUCT LEVEL)	
	1	1	6I-1418	2	SPACER						
	2	1	8E-9571	1	SPACER						
	3	1	8T-9655	8	MOUNT						
	4	1	126-5211	1	SPACER						
	5	1	155-0696	1	SUPPORT AS						
	5A	1	5L-3708	1	STUD						
	6	1	155-0698	1	SUPPORT AS						
	6A	1	5L-3708	1	STUD						
	7	1	168-4594	2	SPACER						
	8	1	190-7645	1	PLATE AS						
Y	9	1	210-0849	1	CONTROL GP						62
	10	1	1D-4540	1	BOLT 5/16-18						
	11	1	1D-4541	1	BOLT 5/16-18						
	12	1	1F-5842	1	BOLT 5/16-18						
	13	1	2B-2694	1	BOLT 5/16-18						
	14	1	8T-4224	6	WASHER-HARD						
	15	1	9N-0869	8	WASHER-HARD						

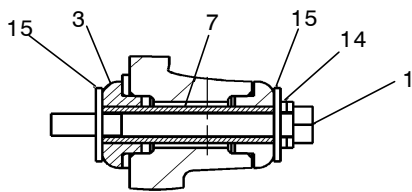
Y-SEPARATE ILLUSTRATION

STARTING AND ELECTRICAL SYSTEM

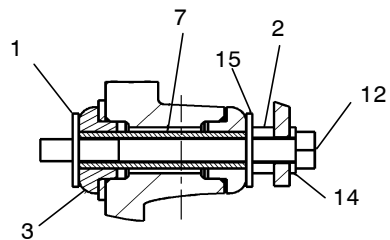
191-5208 CONTROL GP-MOUNTING & ELECTRONIC (contd.)



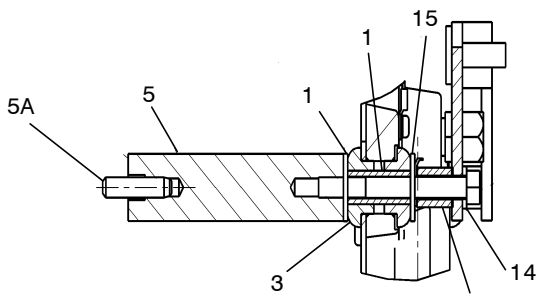
LEFT SIDE VIEW



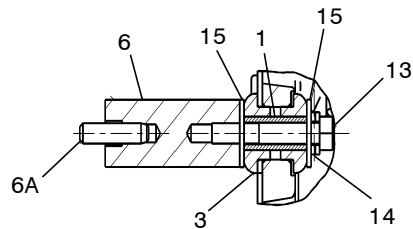
SECTION A-A



SECTION B-B



SECTION C-C



SECTION D-D

GRAPHIC #1

STARTING AND ELECTRICAL SYSTEM

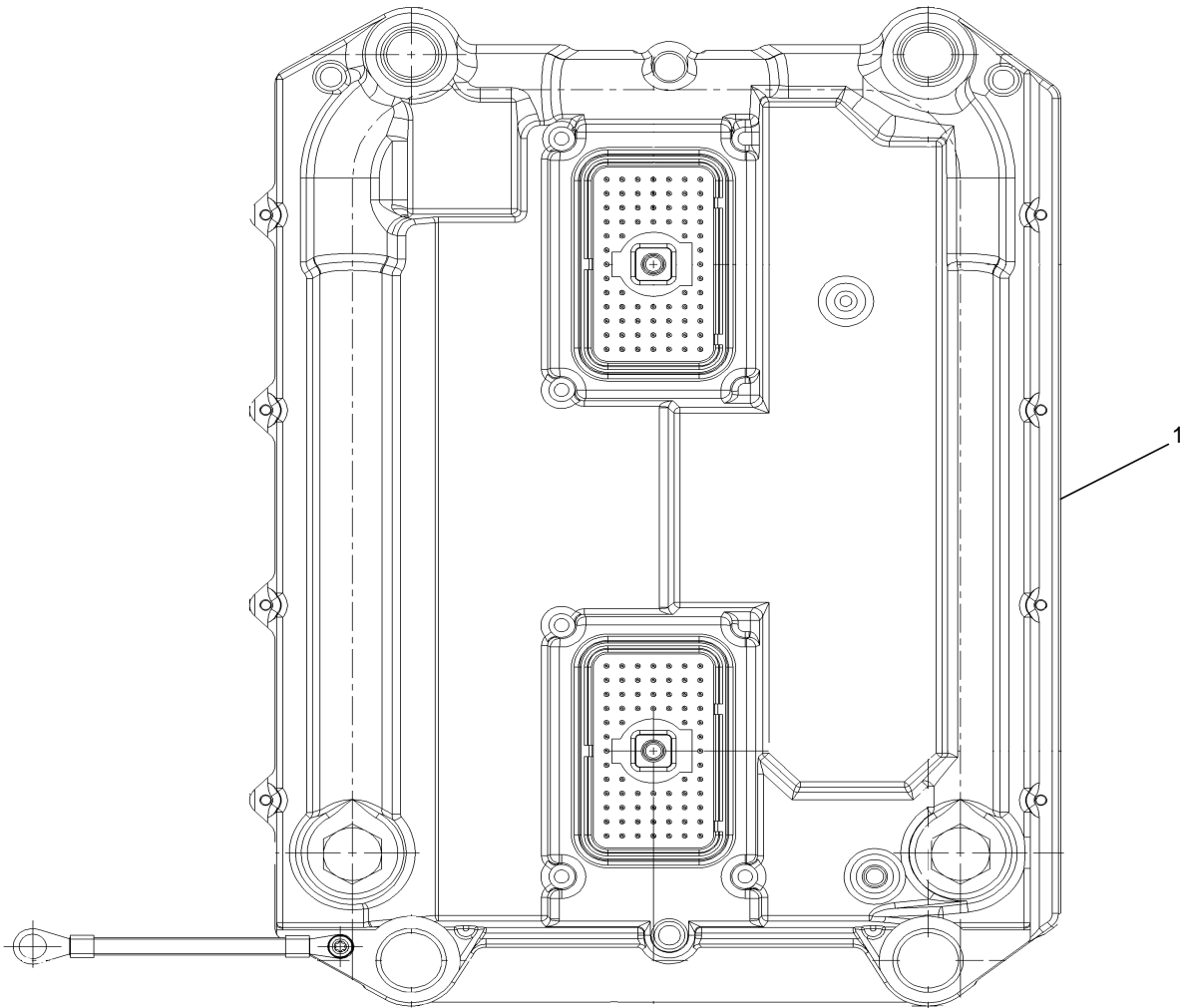
210-0849 CONTROL GP-ELECTRONIC

S/N: JZB00126-UP

PART OF 191-5208 CONTROL GP-MOUNTING & ELECTRONIC

NOTE	REF	GRAPHIC	PART NUMBER	QTY	PART NAME	SEE PAGE
	NO	REF			1 2 3 4 5 6 (PRODUCT LEVEL)	
Y	1	1	240-5304	1	CONTROL GP	63

Y-SEPARATE ILLUSTRATION



GRAPHIC #1

STARTING AND ELECTRICAL SYSTEM

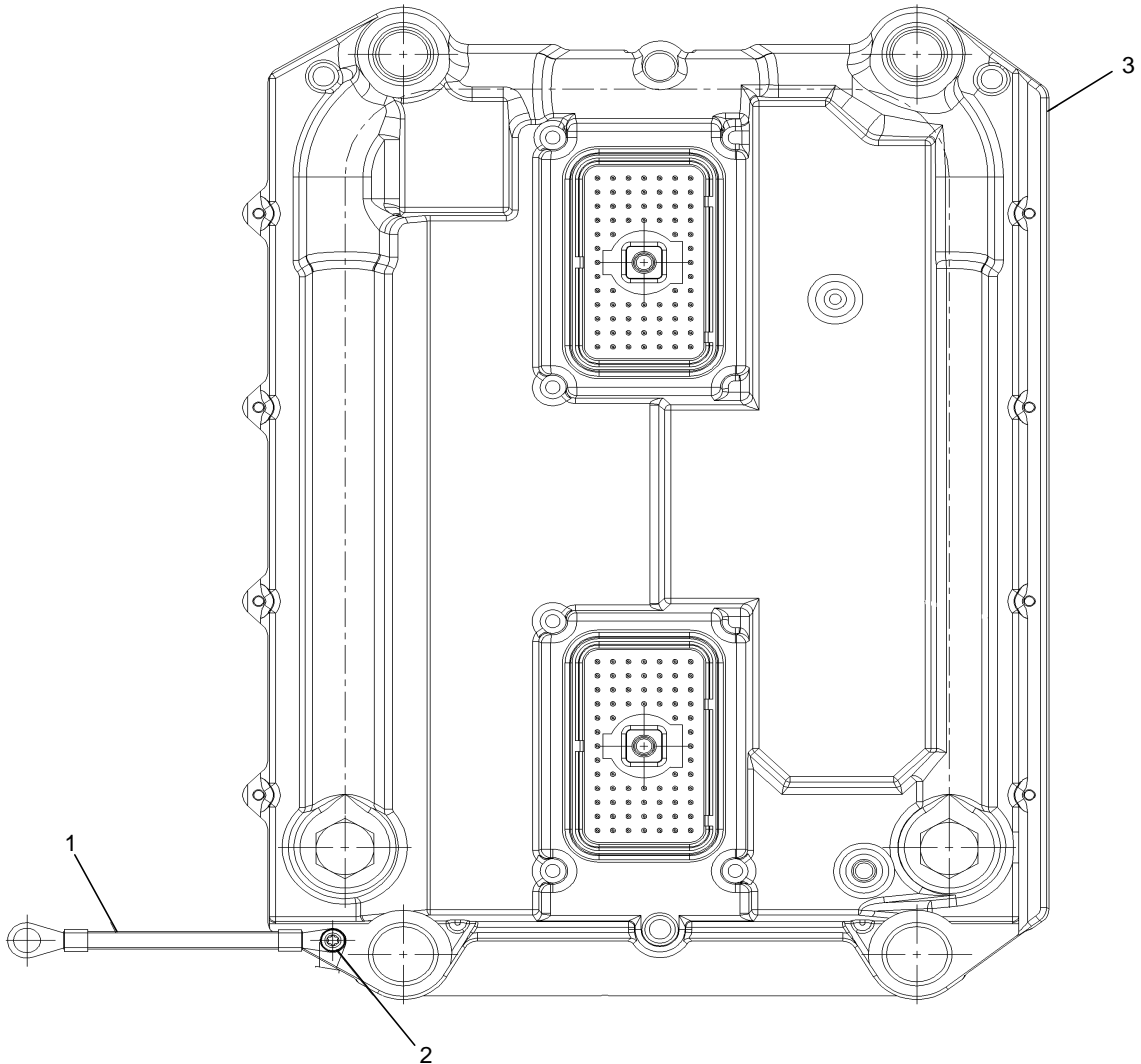
240-5304 CONTROL GP-ELECTRICAL (BASIC)

S/N: JZB00126-UP

PART OF 210-0849 CONTROL GP-MOUNTING & ELECTRONIC

NOTE	REF NO	GRAPHIC REF	PART NUMBER	QTY	PART NAME						SEE PAGE
					1	2	3	4	5	6 (PRODUCT LEVEL)	
	1	1	7X-6315	1	STRAP						
	2	1	184-2472	1	SCREW 8-32						
Z	3	1	210-0847	1	CONTROL AS						

Z-NOT SERVICED SEPARATELY



GRAPHIC #1

STARTING AND ELECTRICAL SYSTEM

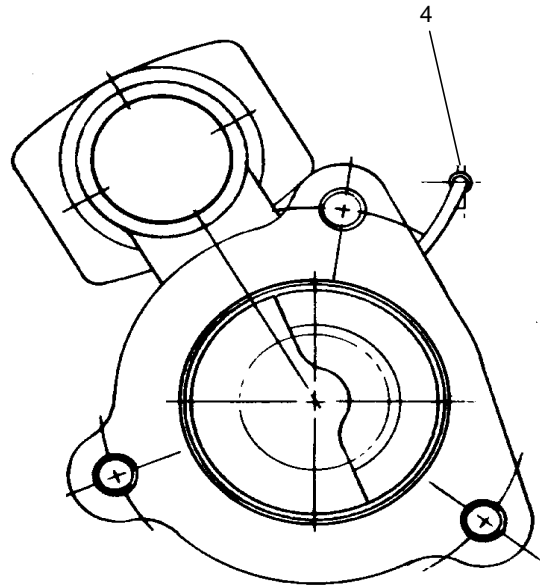
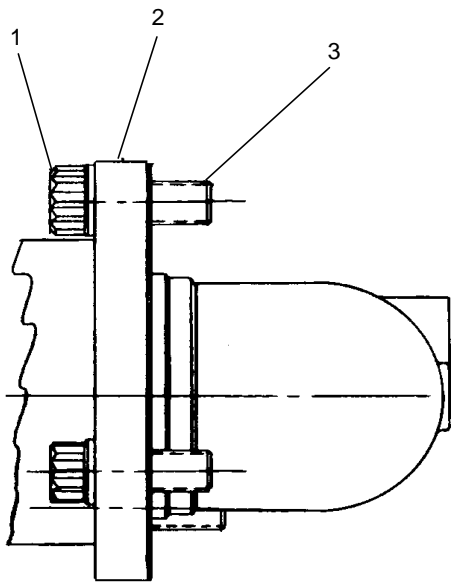
4N-1062 MOTOR GP-ELECTRIC STARTING

S/N: JZB00126-UP

PART OF 277-9899 ENGINE AR-COMPLETE

NOTE	REF NO	GRAPHIC REF	PART NUMBER	QTY	PART NAME						SEE PAGE
					1	2	3	4	5	6 (PRODUCT LEVEL)	
	1	1	8S-2332	3	BOLT-12 POINT HD						
Y	2	1	207-1564	1	STARTING MOTOR GP-ELECTRIC						65
	3	1	4H-7869	1	GASKET						
	4	1	9F-4337	1	WIRE AS-EARTH						

Y-SEPARATE ILLUSTRATION



GRAPHIC #1

STARTING AND ELECTRICAL SYSTEM

207-1564 MOTOR GP-ELECTRIC STARTING(BASIC)

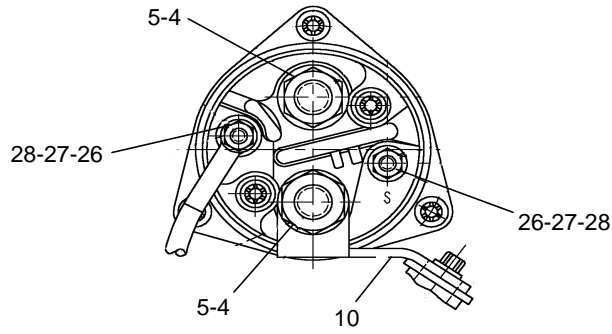
S/N: JZB00126-UP

PART OF 4N-1062 MOTOR GP ELECTRIC STARTING

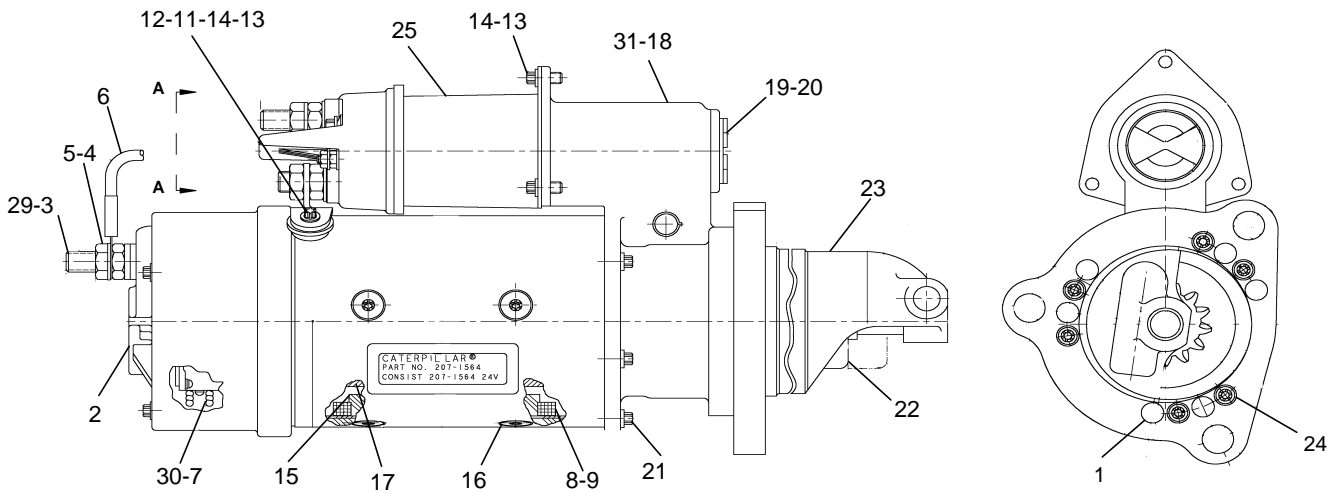
NOTE	REF NO	GRAPHIC REF	PART NUMBER	QTY	PART NAME						SEE PAGE
					1	2	3	4	5	6 (PRODUCT LEVEL)	
	1	1	3T-3434	6	PLUG						
	2	1	7T-3279	1	HOUSING AS						
	3	1	8T-8566	1	TERMINAL AS						
	4	1	6V-8188	4	NUT-FULL 1/2-13						
	5	1	7X-0562	4	WASHER-HARD						
	6	1	3T-3422	1	WIRE AS-STARTER						
	7	1	7T-3278	1	HOLDER AS-BRUSH						
	8	1	7T-3277	1	COIL AS-FIELD						
	9	1	7T-3454	1	INSULATOR						
	10	1	283-1107	1	CONNECTOR-KIT						
	11	1	7T-3451	1	INSULATOR-TERM						
	12	1	8T-8569	1	INSULATOR-TERM						
	13	1	5S-7349	4	BOLT 1/4-20						
	14	1	8T-4205	4	WASHER-HARD						
	15	1	8H-1141	4	SHOE-POLE						
	16	1	3R-8797	8	SCREW-MACHINE 3/8-24						
	17	1	7T-3276	1	ARMATURE AS-24 V						
	18	1	7T-3973	1	HOUSING AS-LEVER						
	19	1	4M-1831	1	PLUG-STARTER						
	20	1	7L-2894	1	GASKET						
	21	1	036-9823	5	BOLT 1/4-28						
	22	1	6N-3826	1	DRIVE AS-MOTOR						
	23	1	7T-3974	1	HOUSING AS-DRIVE						
	24	1	7X-3373	6	BOLT 5/16-18						
	25	1	193-8570	1	SOLENOID AS						
	26	1	6V-8378	2	NUT 10-32						
	27	1	8F-1434	2	LOCKWASHER						
	28	1	8T-0328	2	WASHER-HARD						
	29	1	8T-9884	1	INSULATOR KIT						
	30	1	8C-3655	1	BRUSH KIT						
	31	1	7T-3268	1	LEVER KIT-STARTER						
	32	1	7T-3267	1	BUSHING KIT						

STARTING AND ELECTRICAL SYSTEM

207-1564 MOTOR GP-ELECTRIC STARTING(BASIC) (contd.)



VIEW A-A



GRAPHIC #1

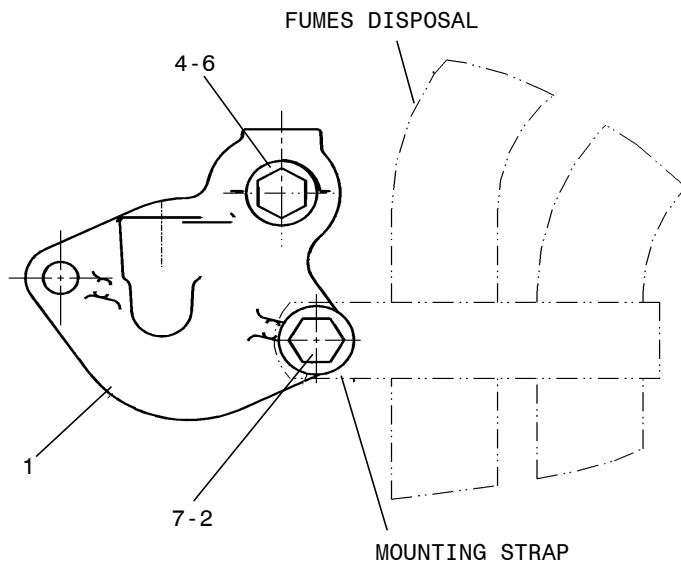
STARTING AND ELECTRICAL SYSTEM

188-7501 MOUNTING GP-SENSOR

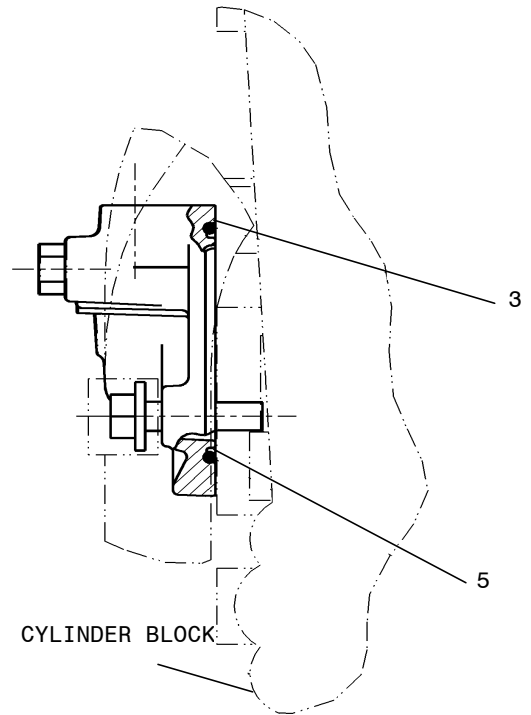
S/N: JZB00126-UP

PART OF 277-9899 ENGINE AR-COMplete

NOTE	REF NO	GRAPHIC REF	PART NUMBER	QTY	PART NAME						SEE PAGE
					1	2	3	4	5	6 (PRODUCT LEVEL)	
	1	1	166-6693	1	ADAPTOR						
	2	1	1T-0720	1	BOLT 3/8-16						
	3	1	6V-3683	1	SEAL-O-RING						
	4	1	6V-5048	1	SEAL-O-RING						
	5	1	8J-4351	1	SEAL-O-RING						
	6	1	9S-4182	1	PLUG-O-RING 7/16-20						
	7	1	9X-6458	1	WASHER HARD						



LEFT SIDE VIEW



REAR VIEW

GRAPHIC #1

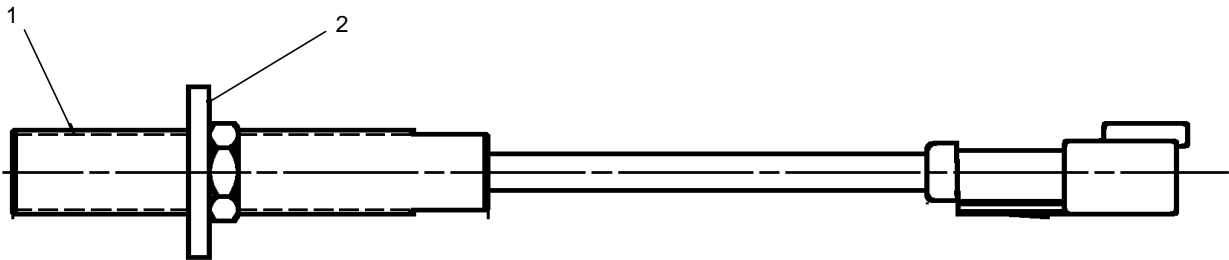
STARTING AND ELECTRICAL SYSTEM

4P-7610 PICKUP GP-MAGNETIC

S/N: JZB00126-UP

PART OF 277-9899 ENGINE AR-COMplete

NOTE	REF	GRAPHIC	PART NUMBER	QTY	PART NAME	SEE PAGE
	NO	REF			1 2 3 4 5 6 (PRODUCT LEVEL)	
	1	1	189-5746	1	SENSOR GP-SPEED	
	2	1	8T-4122	1	WASHER	



GRAPHIC #1

STARTING AND ELECTRICAL SYSTEM

235-4557 SENSOR GP-ENGINE

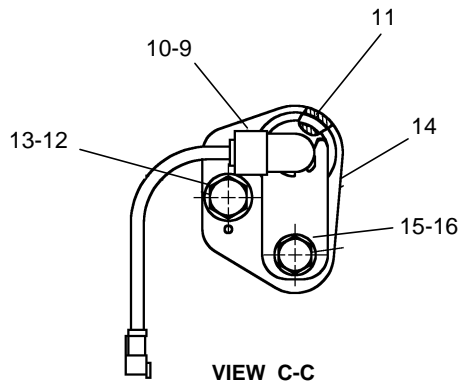
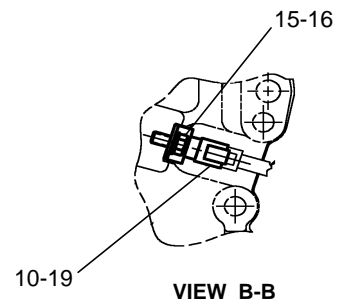
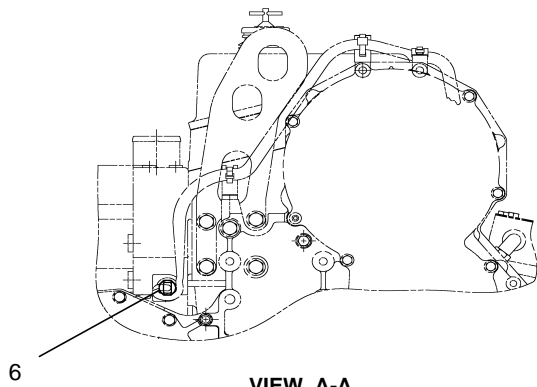
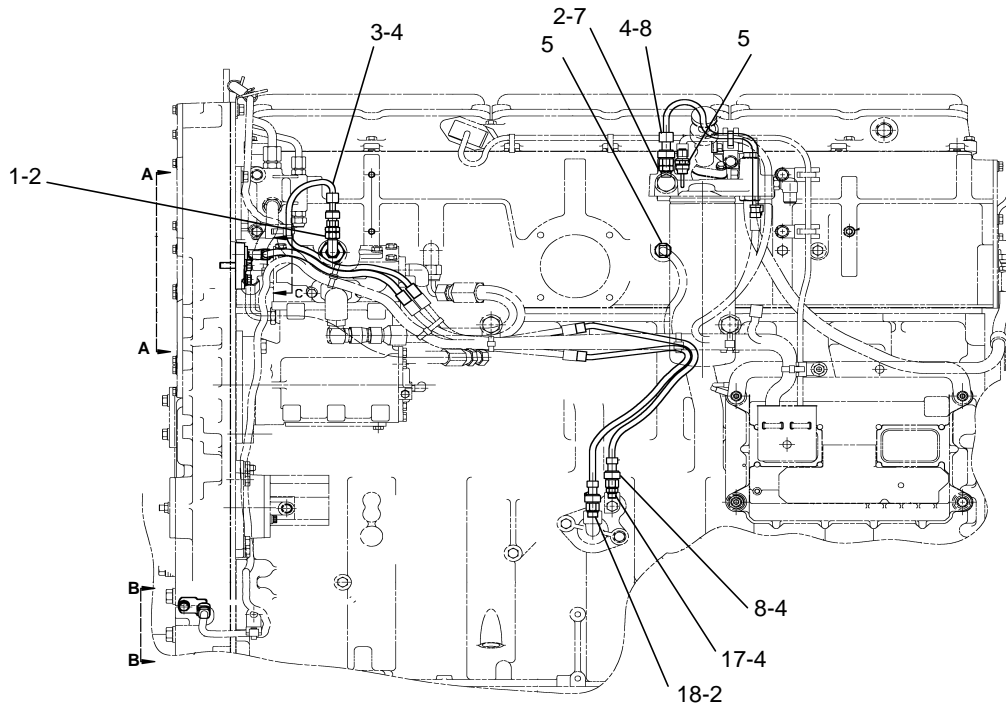
S/N: JZB00126-UP

PART OF 277-9899 ENGINE AR-COMPLETE

NOTE	REF NO	GRAPHIC REF	PART NUMBER	QTY	PART NAME						SEE PAGE
					1	2	3	4	5	6 (PRODUCT LEVEL)	
	1	1	241-6186	1	ELBOW						
	2	1	6V-5049	3	SEAL						
	3	1	194-6724	1	SENSOR GP-PRESSURE(INLET MANIFOLD)						
	4	1	6V-5048	4	SEAL						
	5	1	197-8391	2	SENSOR GP-TEMPERATURE(FUEL)						
					(EACH INCLUDES)						
			8L-2786	1	SEAL-O-RING						
			264-4297	1	SENSOR-TEMPERATURE						
	6	1	197-8392	1	SENSOR GP-TEMPERATURE(INLET AIR)						
			6V-6609	1	SEAL-O-RING						
			264-4297	1	SENSOR-TEMPERATURE						
	7	1	9X-0261	1	ADAPTER						
	8	1	194-6725	2	SENSOR GP-PRESSURE(ENGINE OIL)						
	9	1	188-7513	1	SENSOR GP-SPD						
	10	1	203-3940	2	SEAL						
	11	1	3P-1155	1	SEAL						
	12	1	0S-1591	1	BOLT (3/8)						
	13	1	5M-2894	1	WASHER						
	14	1	132-9770	1	SPACER AS						
	15	1	2H-3755	2	BOLT (5/16)						
	16	1	9M-1974	2	WASHER						
	17	1	9X-0262	1	ADAPTER						
	18	1	194-6722	1	SENSOR GP-PRESSURE(ATMOSPHERIC AIR)						
			9X-1813		SLEEVE(34-CM)						
	19	1	189-9266	1	SENSOR GP-SPD						

STARTING AND ELECTRICAL SYSTEM

235-4557 SENSOR GP-ENGINE(contd.)



GRAPHIC #1

STARTING AND ELECTRICAL SYSTEM

191-6130 WIRING GP-ELECTRONIC CONTROL

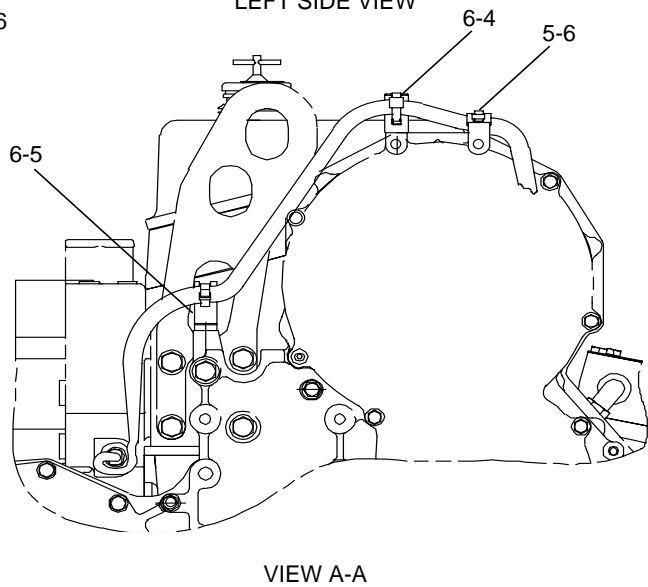
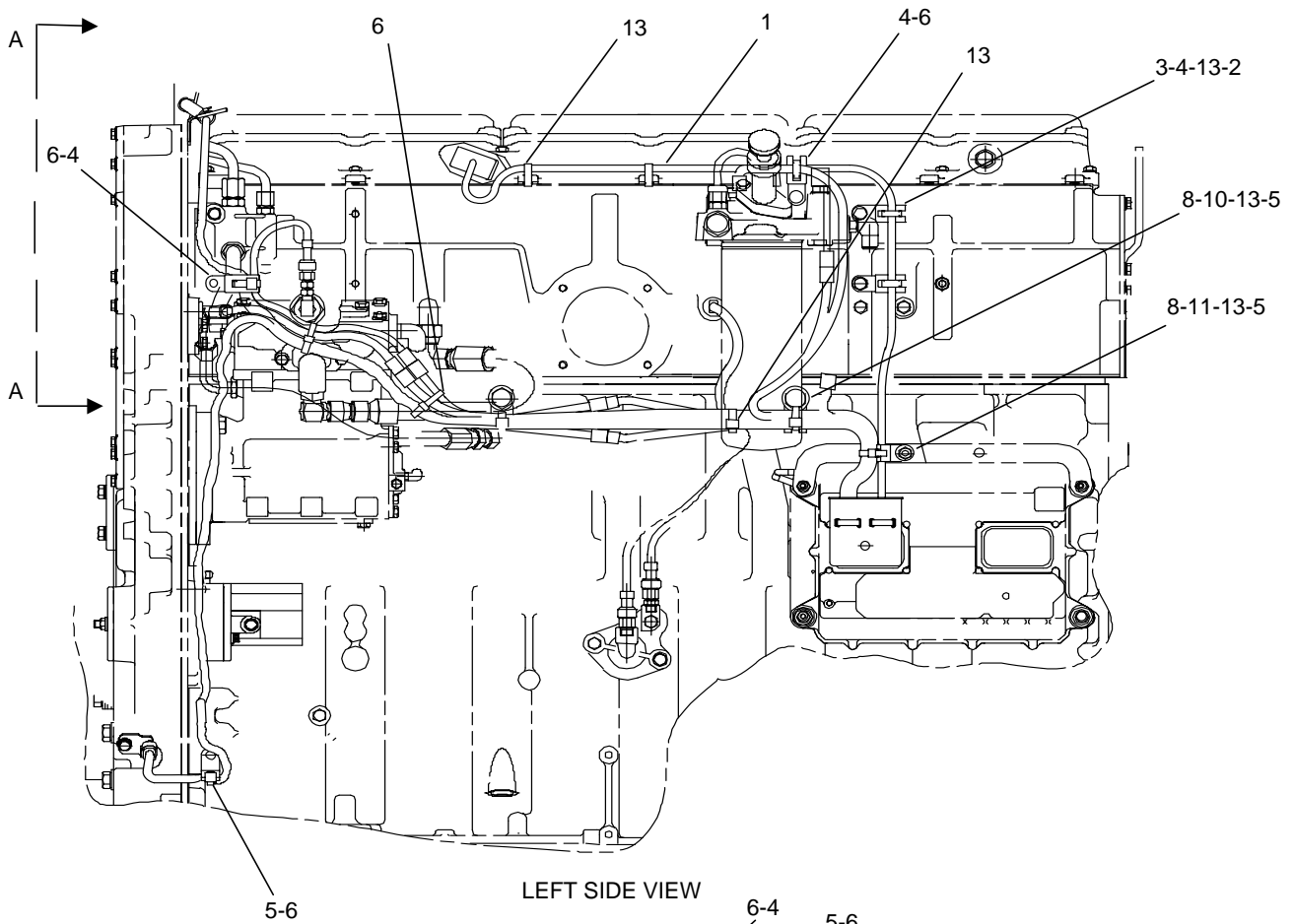
S/N: JZB00126-UP

PART OF 277-9899 ENGINE AR-COMPLETE

NOTE	REF NO	GRAPHIC REF	PART NUMBER	QTY	PART NAME						SEE PAGE
					1	2	3	4	5	6 (PRODUCT LEVEL)	
	1	1	238-1773	1	HARNESS AS(ELECTRONIC CONTROL)						
		1	102-8802	1	KIT-RECEPTACLE(2-PIN)						
					(INCLUDES RECEPTACLE AS AND WEDGE)						
		1	102-8803	4	KIT-RECEPTACLE(3-PIN)						
					(EACH INCLUDES RECEPTACLE AS AND WEDGE)						
		1	3S-2093	3	STRAP-CABLE						
		1	8T-8737	44	PLUG-SEAL						
		1	155-2255	1	KIT-CONNECTING PLUG(12-PIN)						
					(INCLUDES PLUG AS AND WEDGE)						
		1	155-2270	6	KIT-CONNECTING PLUG(2-PIN)						
					(EACH INCLUDES PLUG AS AND WEDGE)						
		1	160-7690	1	PLUG-AS-CONNECTOR (70-PIN)						
		1	159-9322	1	SEAL-O-RING						
		1	126-1774	1	END BELL-CONNECTOR						
	2	1	0S-0509	2	BOLT (3/8)						
	3	1	5M-2894	2	WASHER						
	4	1	4P-7581	5	CLIP						
	5	1	4P-8134	4	CLIP						
	6	1	3S-2093	10	STRAP-CABLE						
	7	1	104-6202	2	CLIP						
	8	1	9S-8752	1	NUT (3/8)						
	9	1	0S-1576	2	BOLT (5/8)						
	10	1	5P-8247	2	WASHER-HARD						
	11	1	9X-6458	1	WASHER-HARD						
	12	1	9R-9733	2	BOSS						
	13	1	7K-1181	7	STRAP-CABLE						

STARTING AND ELECTRICAL SYSTEM

191-6130 WIRING GP-ELECTRONIC CONTROL (Contd.)



GRAPHIC #1

STARTING AND ELECTRICAL SYSTEM

262-4251 BATTERY GP-B AN ATTACHMENT

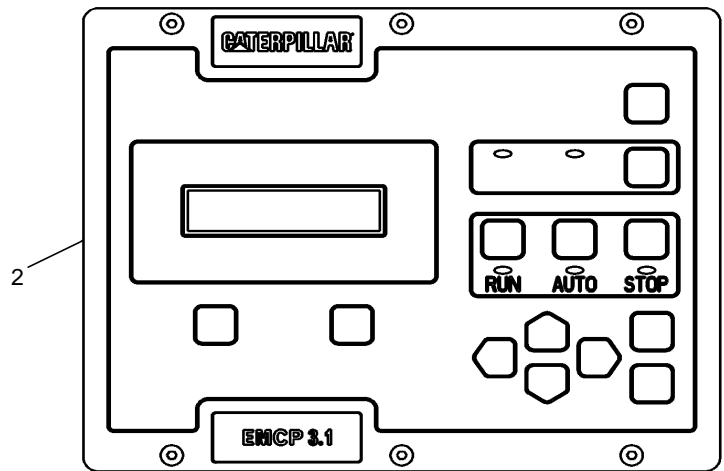
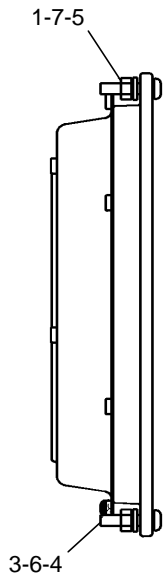
NOTE	PART NUMBER	QTY	PART NAME						SEE PAGE
			1	2	3	4	5	6 (PRODUCT LEVEL)	
	0S-0509	4	BOLT						
	1S-9593	4	STRAP-CABLE						
	4S-4455	4	CLIP						
	5M-2894	4	WASHER-HARD						
	6V-6317	4	BOLT						
	8T-5391	4	BOLT						
	9M-1974	4	WASHER-HARD						
	247-1256	1	CABLE AS						
	247-1604	2	BATTERY						
	291-1704	1	CABLE AS						
	291-1705	1	CABLE AS						
	291-1706	1	COVER BATTERY						
	291-1707	4	STRAP						
	291-1708	1	BATTERY CARRIER						

STARTING AND ELECTRICAL SYSTEM

266-1427 CONTROL GP-A6001 AN ATTACHMENT

NOTE	REF NO	GRAPHIC REF	PART NUMBER	QTY	PART NAME						SEE PAGE
					1	2	3	4	5	6 (PRODUCT LEVEL)	
	1	1	095-0827	6	LOCKWASHER						
Y	2	1	227-5800	1	CONTROL GP-GENERATOR						75
	3	1	233-7742	1	SCREW-PAN HEAD						
	4	1	095-0826	1	LOCKWASHER						
	5	1	5C-2890	6	NUT-HEX						
	6	1	8C-9660	1	WASHER						
	7	1	9X-8256	6	WASHER						

Y-SEPARATE ILLUSTRATION



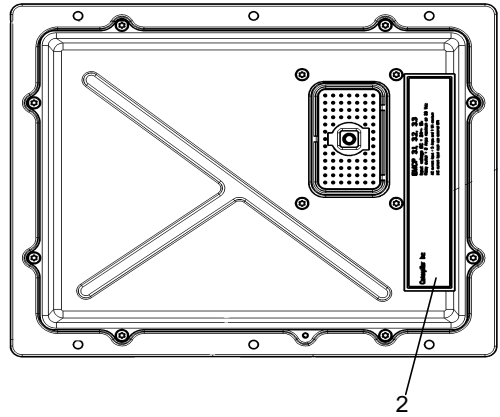
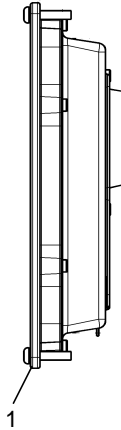
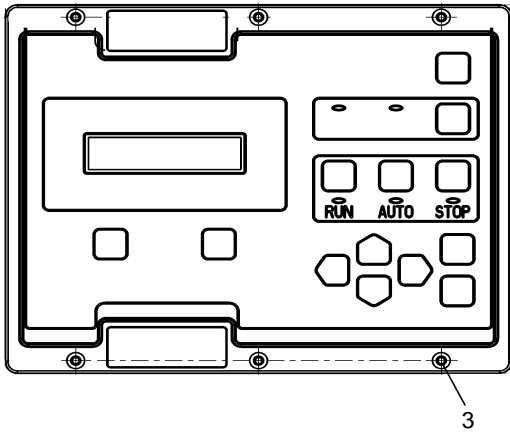
GRAPHIC #1

STARTING AND ELECTRICAL SYSTEM

227-5800 CONTROL GP-ELECTRONIC

PART OF 266-1427 CONTROL GP-A6001
AN ATTACHMENT

NOTE	REF NO	GRAPHIC REF	PART NUMBER	QTY	PART NAME						SEE PAGE
					1	2	3	4	5	6 (PRODUCT LEVEL)	
	1	1	227-5810	1	CONTROL AS-ELECTRONIC						
			101-0852	8	SCREW-PAN HEAD						
	2	1	263-5057	1	FILM-UL						
	3	1	166-3777	6	SCREW-BUTTON						



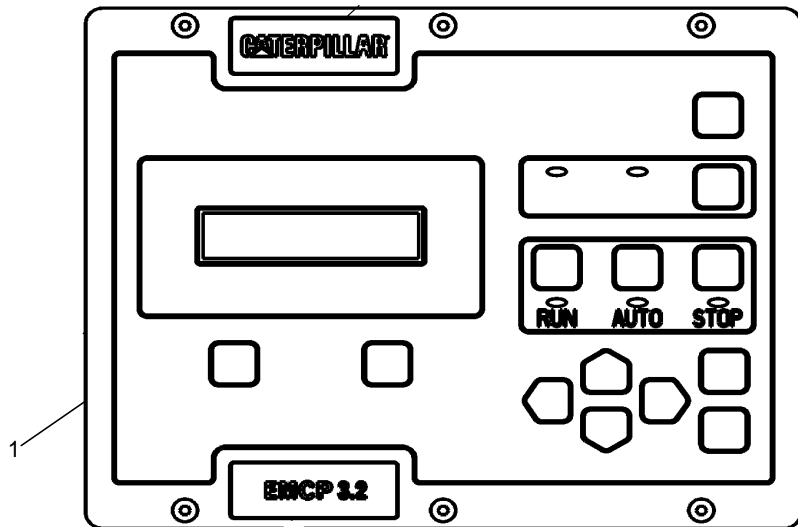
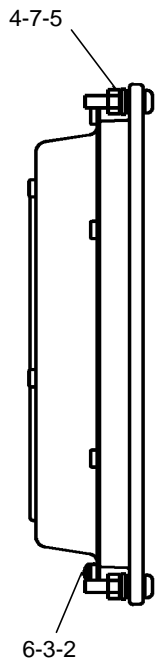
GRAPHIC #1

STARTING AND ELECTRICAL SYSTEM

261-5132 CONTROL GP AN ATTACHMENT

NOTE	REF NO	GRAPHIC REF	PART NUMBER	QTY	PART NAME						SEE PAGE
					1	2	3	4	5	6 (PRODUCT LEVEL)	
Y	1	1	227-5801	1	CONTROL GP-GENERATOR						77
	2	1	233-7742	1	SCREW-PAN HEAD M4X0.7						
	3	1	095-0826	1	LOCKWASHER						
	4	1	095-0827	6	LOCKWASHER						
	5	1	5C-2890	6	NUT-HEX M6X1						
	6	1	8C-9660	1	WASHER						
	7	1	9X-8256	6	WASHER						

Y-SEPARATE ILLUSTRATION



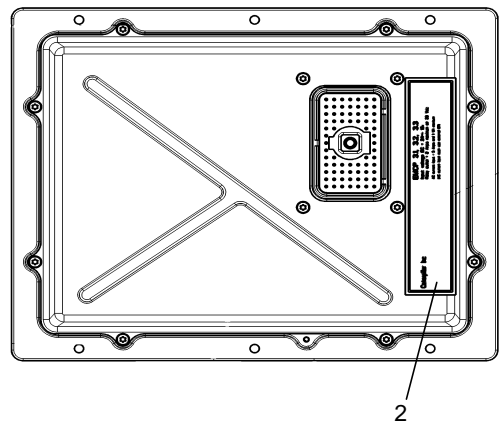
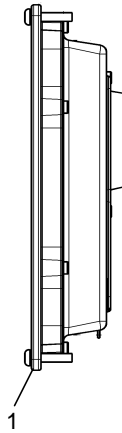
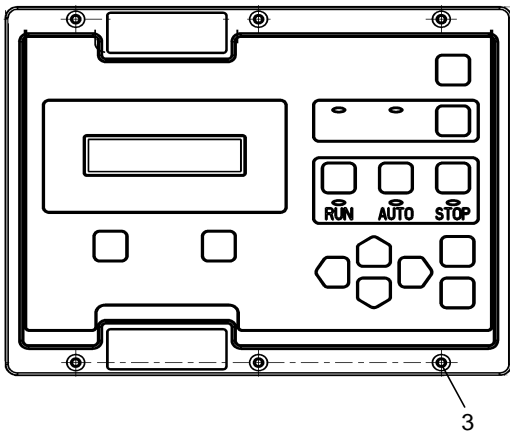
GRAPHIC #1

STARTING AND ELECTRICAL SYSTEM

227-5801 CONTROL GP-ELECTRONIC

PART OF 261-5132 CONTROL GP
AN ATTACHMENT

NOTE	REF NO	GRAPHIC REF	PART NUMBER	QTY	PART NAME						SEE PAGE
					1	2	3	4	5	6 (PRODUCT LEVEL)	
	1	1	227-5811	1	CONTROL GP-ELECT						
	2	1	263-5057	1	FILM-UL						
	3	1	166-3777	6	SCREW-BUTTON						



GRAPHIC #1

STARTING AND ELECTRICAL SYSTEM

262-4226 CONTROL GP-AUTO AN ATTACHMENT

NOTE	PART NUMBER	QTY	PART NAME						SEE PAGE
			1	2	3	4	5	6 (PRODUCT LEVEL)	
Y	262-4225	1	PANEL GP-INSTRUMENT-A						79
Y	266-0402	1	HARNESS AS-WIRING						82
Y-SEPARATE ILLUSTRATION									

STARTING AND ELECTRICAL SYSTEM

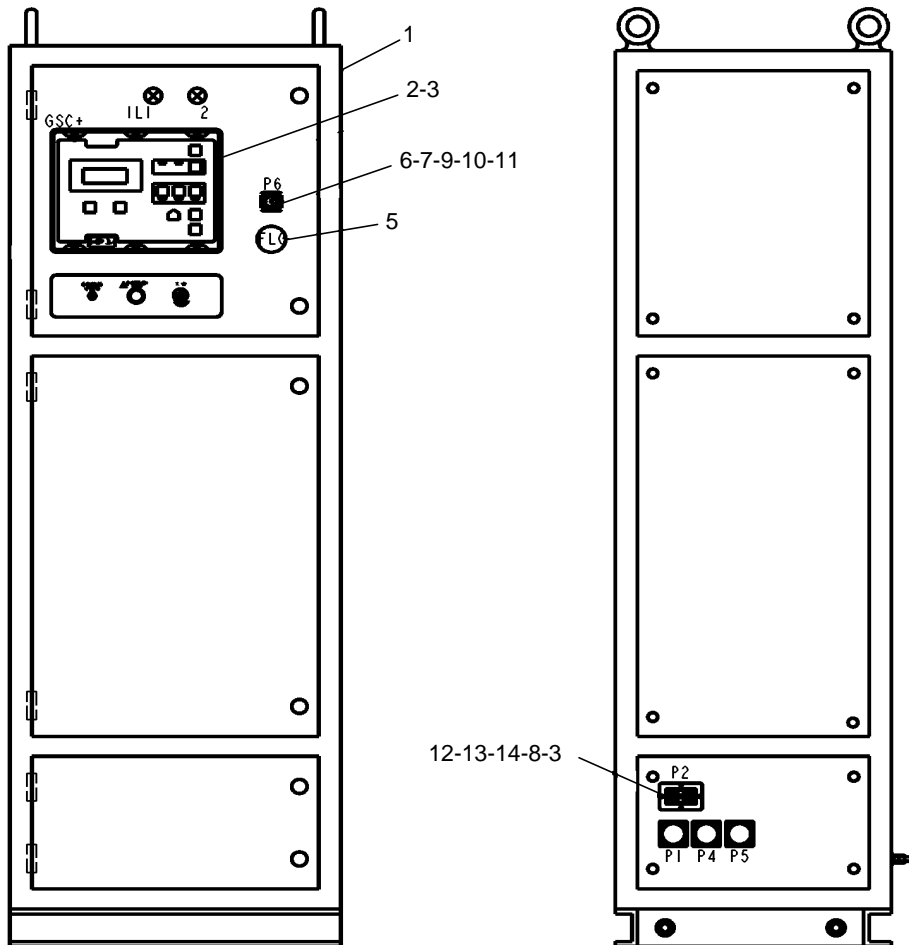
262-4225 PANEL GP-INSTRUMENT-A

PART OF 262-4226 CONTROL GP-AUTO
AN ATTACHMENT

NOTE	REF NO	GRAPHIC REF	PART NUMBER	QTY	PART NAME						SEE PAGE
					1	2	3	4	5	6 (PRODUCT LEVEL)	
Y	1	1	262-4242	1	PANEL GP-INSTRUMENT-B						80
	2	1	133-8750	1	PLUG AS-CONNECTION						
	3	1	8T-8730	50	SOCKET						
F	4	1	096-0061	15	STRAP						
	5	1	262-4672	1	GAUGE-FUEL LEVEL						
	6	1	9W-1951	1	RECEPTACLE-CONN						
	7	1	8T-8729	8	PIN						
	8	1	9X-0145	1	RECEPTACLE AS-CONNECTION						
	9	1	5S-4245	4	SCREW						
	10	1	6B-4542	4	LOCKWASHER						
	11	1	6B-4540	4	NUT						
	12	1	4B-2041	4	NUT						
	13	1	4B-4863	4	WASHER						
	14	1	2N-3476	4	SCREW						

F-NOT SHOWN

Y-SEPARATE ILLUSTRATION



GRAPHIC #1

STARTING AND ELECTRICAL SYSTEM

262-4242 PANEL GP-INSTRUMENT-B

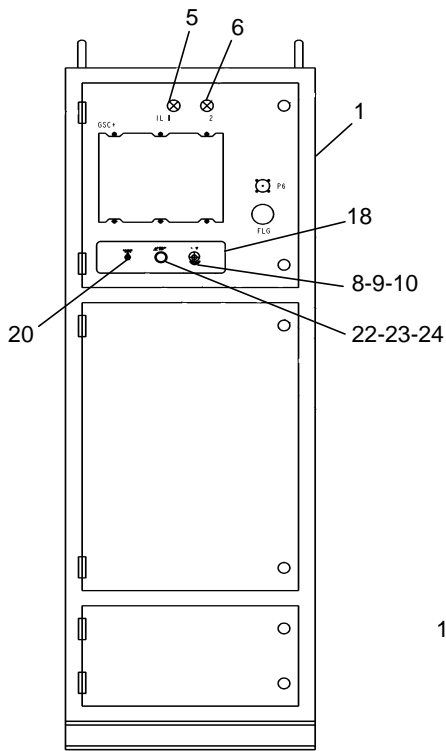
PART OF 262-4225 PANEL GP-INSTRUMENT-A
AN ATTACHMENT

NOTE	REF NO	GRAPHIC REF	PART NUMBER	QTY	PART NAME						SEE PAGE
					1	2	3	4	5	6 (PRODUCT LEVEL)	
	1	1	262-4247	1	BOX AS						
	2	1	262-4621	4	HOLDER-FUSE						
	3	1	262-4623	3	FUSE						
	4	1	262-4622	1	FUSE						
	5	1	262-4275	1	LIGHT-PILOT						
	6	1	262-4279	1	LIGHT-PILOT						
	7	1	225-0547	71	BLOCK-TERMINAL						
	8	1	122-9458	1	POTENTIO METER						
	9	1	4W-5972	1	KNOB						
	10	1	7C-4550	1	SEAL-ROT SFT						
	11	1	262-4301	1	SWITCH AS-MADNETIC						
	12	1	3E-6477	1	RELAY						
	13	1	107-5856	1	BREAKER AS						
	14	1	114-1142	1	BREAKER AS						
	15	1	223-6470	2	RELAY AS						
	16	1	262-4643	1	RECEPTACLE						
	17	1	262-4255	4	BLOCK-TERMINAL						
	18	1	262-4627	1	FILM						
	19	1	262-4639	1	RECEPTACLE						
	20	1	8D-2676	1	SWITCH AS-TOGGLE						
	21	1	262-4648	1	RECEPTACLE						
	22	1	262-4636	1	SWITCH OPERATOR						
	23	1	262-4637	1	BLOCK-CONTACT						
	24	1	262-4638	1	BLOCK-CONTACT						
F	25	1	6A-3359		WIRE-ELECTRICAL (7500 CM)						
F	26	1	6V-2744		WIRE-ELECTRICAL (600 CM)						
F	27	1	5P-4503		WIRE-ELECTRICAL (300 CM)						
	28	1	262-4237	1	RESISTOR						
	29	1	252-1732	2	BASE-RELAY						
	30	1	211-0640	2	SPRING RELAY						
	31	1	173-5413	5	CLAMP-END						
	32		225-0548	5	COVER						

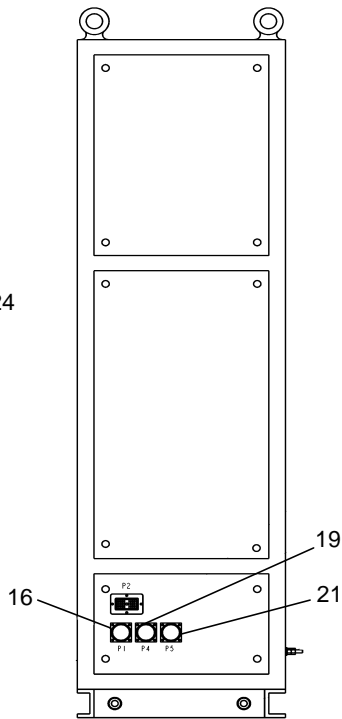
F - NOT SHOWN

STARTING AND ELECTRICAL SYSTEM

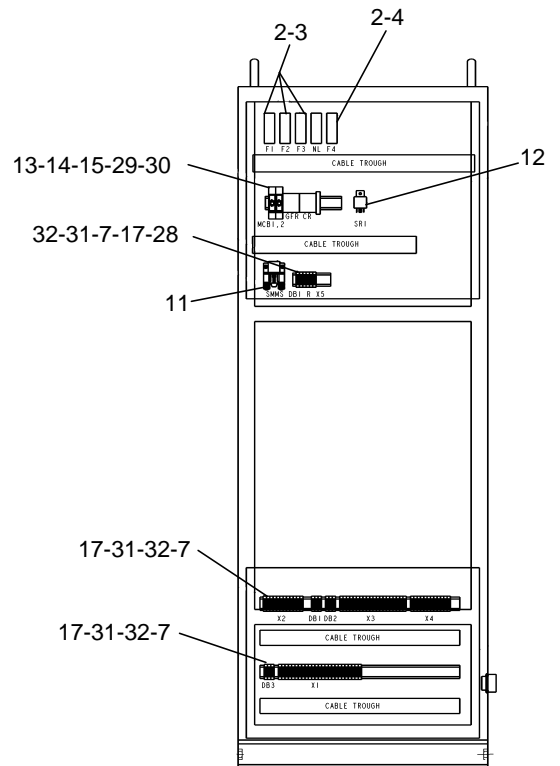
262-4242 PANEL GP-INSTRUMENT-B (contd.)



FRONT VIEW



SIDE VIEW



INTERNAL LAYOUT FRONT VIEW

GRAPHIC #1

STARTING AND ELECTRICAL SYSTEM

266-0402 HARNESS AS-WIRING

PART OF 262-4226 CONTROL GP-AUTO
AN ATTACHMENT

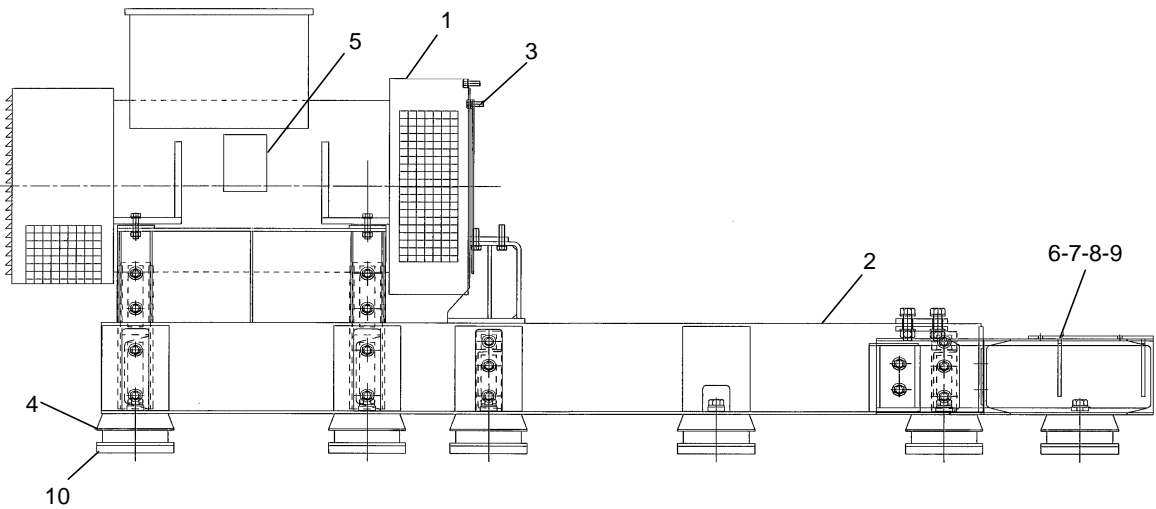
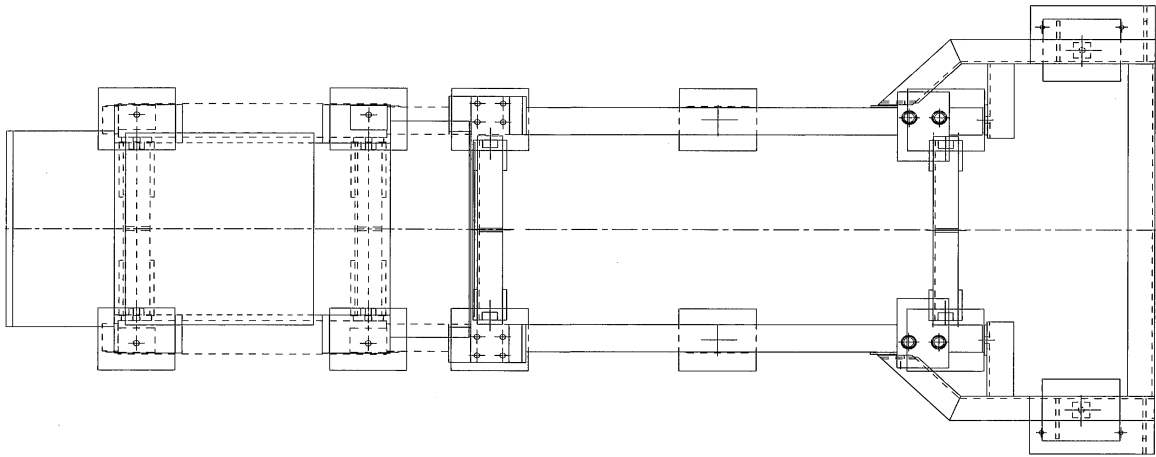
NOTE	PART NUMBER	QTY	PART NAME						SEE PAGE
			1	2	3	4	5	6 (PRODUCT LEVEL)	
	0S-0509	2	BOLT						
	3B-7764	1	BUSHING-REDUCING						
	4S-4455	1	CLIP						
	5M-2894	2	WASHER-HARD						
	7C-4354	2	CLIP						
	239-9957	1	SENSOR GP-LEVEL						
	262-4230	1	HARNESS AS-ENG						
	262-4635	2	SWITCH GP						
	291-0703	1	CONNECTION GP-G						

STARTING AND ELECTRICAL SYSTEM

298-5136 GENERATOR GP-ENGINE (500 KVA)

AN ATTACHMENT

NOTE	REF NO	GRAPHIC REF	PART NUMBER	QTY	PART NAME						SEE PAGE
					1	2	3	4	5	6 (PRODUCT LEVEL)	
	1	1	298-5140	1	GENERATOR GP POWER						
	2	1	298-1185	1	RAIL GP-ENG SPT						
	3	1	298-5138	1	MOUNTING GP ALT						
	4	1	298-3889	12	MOUNT AS						
	5	1	4P-6410	1	PLATE-GENERAL INFORMATION						
	6	1	298-3914	1	SUPPORT AS ROD						
	7	1	8T-8924	8	BOLT						
	8	1	8T-4994	16	WASHER HARD						
	9	1	1B-4331	8	NUT-FULL						
	10	1	298-5139	1	MOUNTING GP (PAD)						



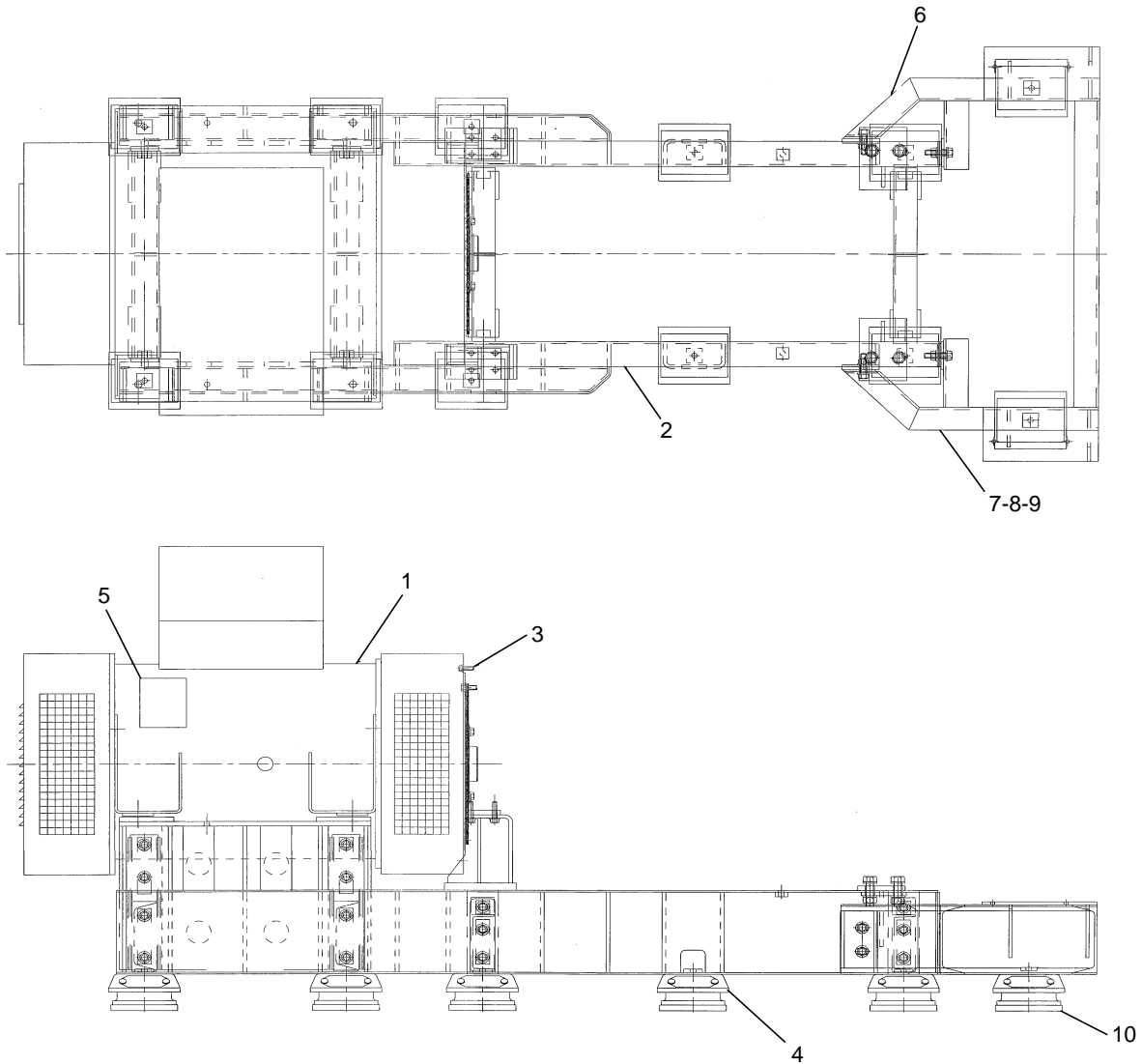
GRAPHIC #1

STARTING AND ELECTRICAL SYSTEM

298-4038 GENERATOR GP-ENGINE (600 KVA)

AN ATTACHMENT

NOTE	REF NO	GRAPHIC REF	PART NUMBER	QTY	PART NAME						SEE PAGE
					1	2	3	4	5	6 (PRODUCT LEVEL)	
	1	1	298-5141	1	GENERATOR GP POWER						
	2	1	298-3395	1	RAIL GP-ENG SPT						
	3	1	298-3915	1	MOUNTING GP ALT						
	4	1	298-3889	12	MOUNT AS						
	5	1	4P-6410	1	PLATE-GENERAL INFORMATION						
	6	1	298-3914	1	SUPPORT AS ROD						
	7	1	8T-8924	8	BOLT						
	8	1	8T-4994	16	WASHER HARD						
	9	1	1B-4331	8	NUT-FULL						
	10	1	298-4039	1	MOUNTING GP (PAD)						



GRAPHIC #1

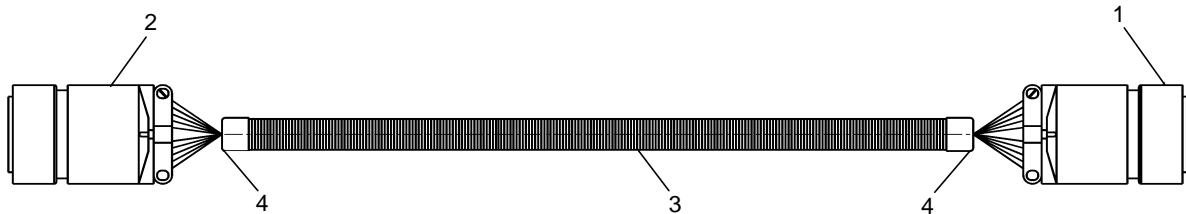
STARTING AND ELECTRICAL SYSTEM

291-0705 HARNESS AS

AN ATTACHMENT

NOTE	REF NO	GRAPHIC REF	PART NUMBER	QTY	PART NAME						SEE PAGE
					1	2	3	4	5	6 (PRODUCT LEVEL)	
	1	1	262-4642	1	PLUG-CONNECTOR						
	2	1	262-4649	1	PLUG-CONNECTOR						
D	3	1	6V-5818		CONDUIT-FLEXIBLE (10 M)						
	4	1	1S-2244	2	BOOT						
K	5	1	6A-3359		WIRE-ELECTRICAL (1100 DM)						

D-ORDER BY THE METER
K-ORDER BY THE DECIMETER



GRAPHIC #1

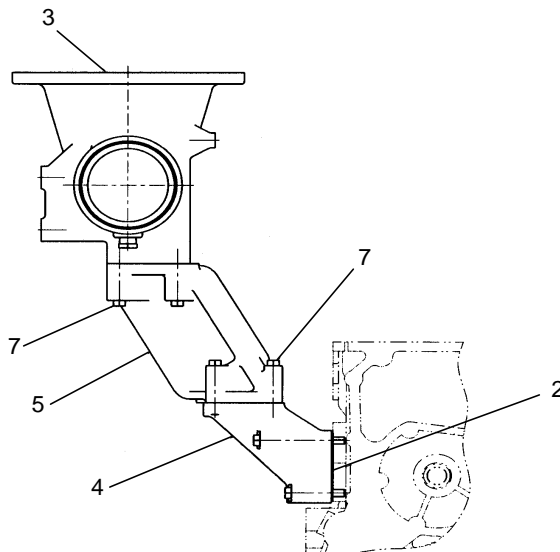
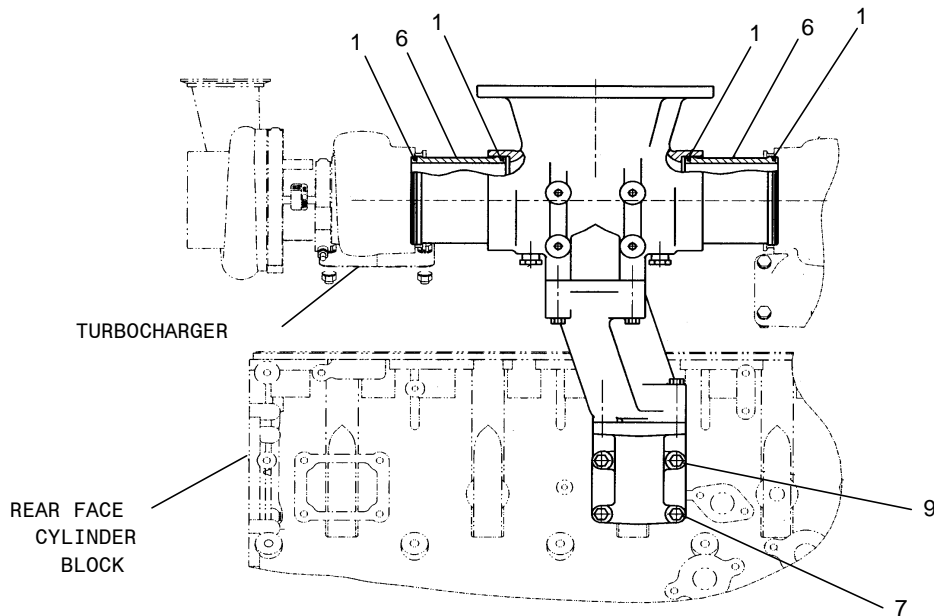
AIR INLET AND EXHAUST SYSTEM

232-1829 LINES GP-AIR

S/N: JZB00126-UP

PART OF 277-9899 ENGINE AR-COMPLETE

NOTE	REF NO	GRAPHIC REF	PART NUMBER	QTY	PART NAME						SEE PAGE
					1	2	3	4	5	6 (PRODUCT LEVEL)	
	1	1	5L-8854	4	RING						
	2	1	126-4935	1	SEAL - INTEGRAL						
	3	1	188-0332	1	ELBOW - EXHAUST						
	4	1	188-8399	1	COVER						
	5	1	188-8400	1	SUPPORT						
	6	1	232-1828	2	COUPLING - EXHAUST						
	7	1	0L-1143	10	BOLT 3/8-16						
	8	1	8B-8817	2	PLUG - PIPE						
	9	1	8S-9191	2	BOLT 3/8-16						



GRAPHIC #1

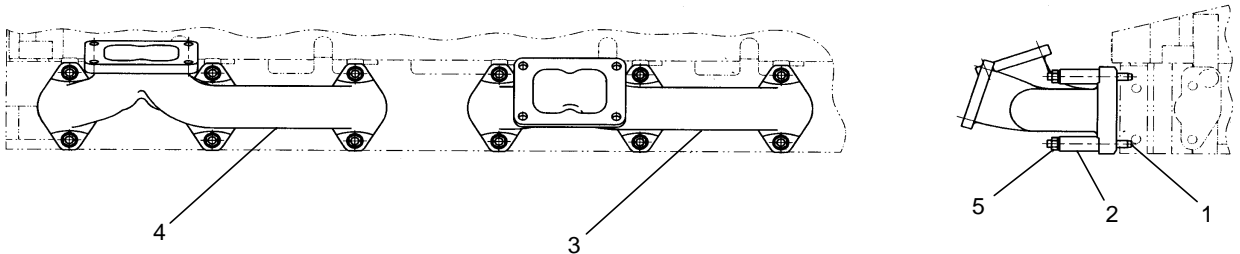
AIR INLET AND EXHAUST SYSTEM

192-0772 MANIFOLD GP-EXHAUST

S/N: JZB00126-UP

PART OF 277-9899 ENGINE AR-COMPLETE

NOTE	REF NO	GRAPHIC REF	PART NUMBER	QTY	PART NAME						SEE PAGE
					1	2	3	4	5	6 (PRODUCT LEVEL)	
	1	1	106-1792	12	STUD						
	2	1	114-9224	12	SPACER						
	3	1	199-6345	1	MANIFOLD-EXHAUST						
	4	1	199-6346	1	MANIFOLD-EXHAUST						
	5	1	2N-2766	12	LOCKNUT 3/8-16						



GRAPHIC #1

AIR INLET AND EXHAUST SYSTEM

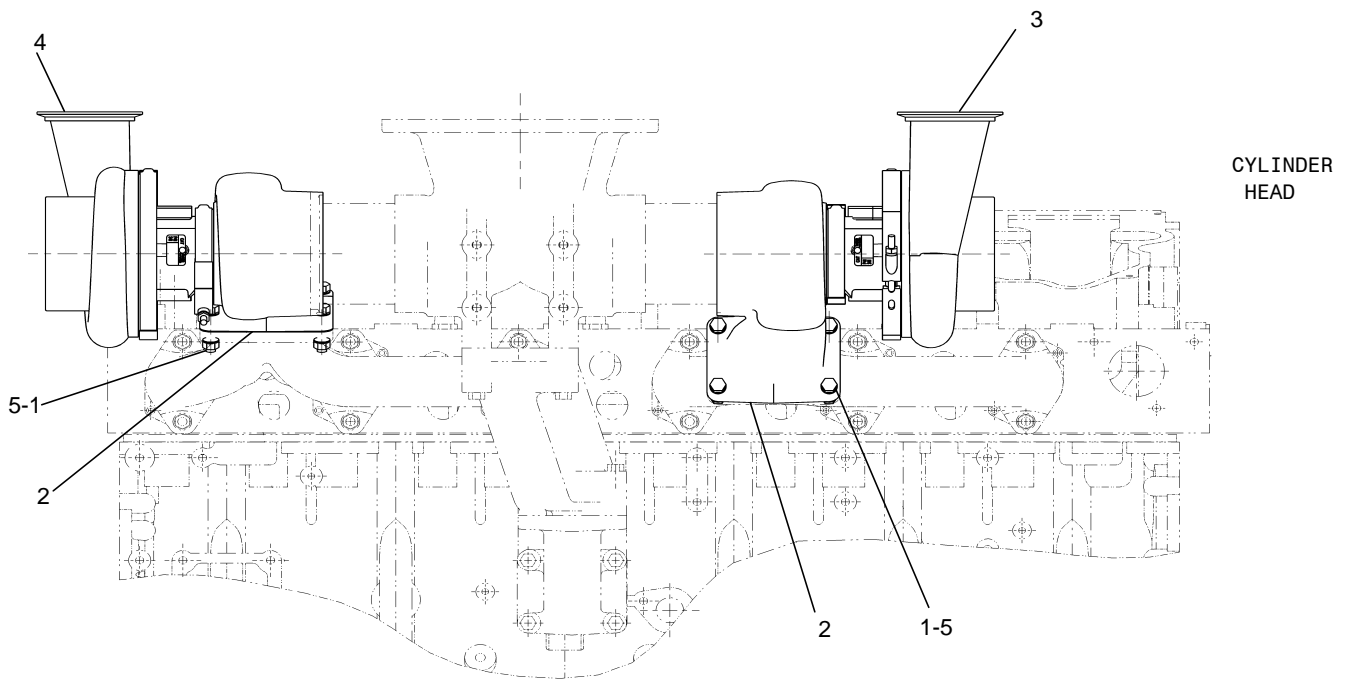
211-7814 TURBOCHARGER GP

S/N: JZB00126-UP

PART OF 243-2397 ENGINE AR-CORE

NOTE	REF NO	GRAPHIC REF	PART NUMBER	QTY	PART NAME						SEE PAGE
					1	2	3	4	5	6 (PRODUCT LEVEL)	
	1	1	2N-2765	8	BOLT 3/8-16						
	2	1	7M-7273	2	GASKET						
Y	3	1	211-6959	1	TURBO GP-BASIC						90
Y	4	1	211-8251	1	TURBO GP-BASIC						91
	5	1	2N-2766	8	LOCKNUT 3/8-16						

Y-SEPARATE ILLUSTRATION



RIGHT SIDE OF ENGINE

GRAPHIC #1

AIR INLET AND EXHAUST SYSTEM

211-6959 TURBOCHARGER GP-BASIC

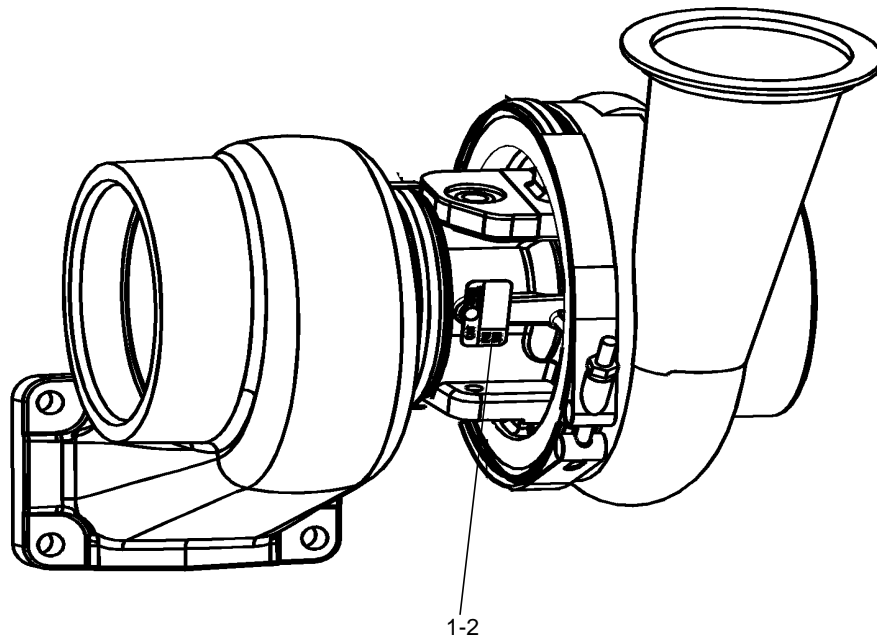
S/N: JZB00126-UP

PART OF 211-7814 TURBO CHARGER GP

NOTE	REF NO	GRAPHIC REF	PART NUMBER	QTY	PART NAME						SEE PAGE
					1	2	3	4	5	6 (PRODUCT LEVEL)	
	1	1	1W-4795	1	NAME PLATE TURBO						
	2	1	6C-3677	1	RIVET-POP						
F			4P-3629	1	CLAMP AS-COMPR						
F			137-1602	1	CLAMP AS-TURBINE						
F			211-6960	1	CATRIDGE GP-A						
FZ			211-6961	1	COVER-COMPRESSOR						
FZ			211-6962	1	HOUSING-TURBINE						

F-NOT SHOWN

Z-NOT SERVICED SEPERATELY



GRAPHIC #1

AIR INLET AND EXHAUST SYSTEM

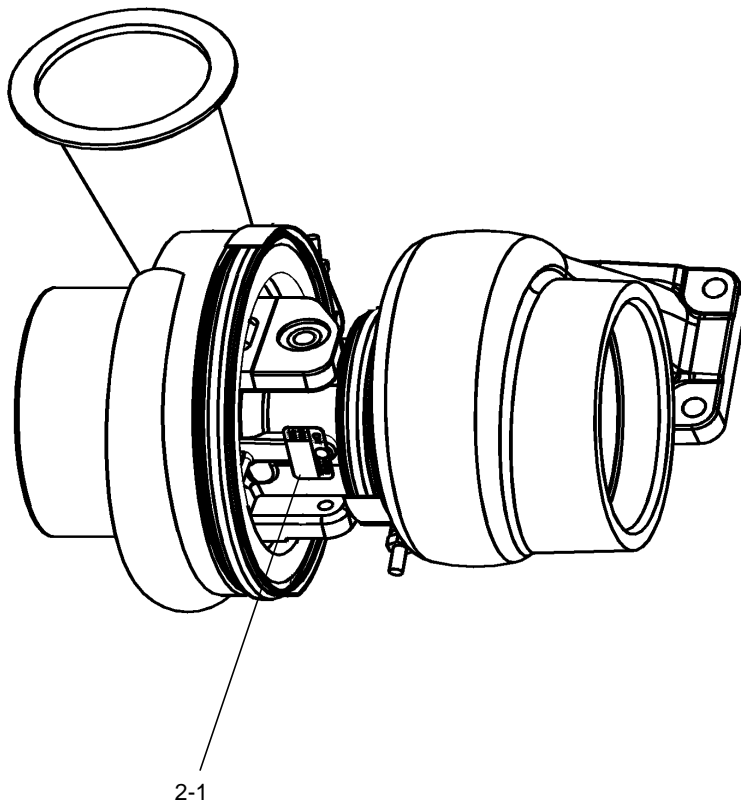
211-8251 TURBOCHARGER GP-BASIC

S/N: JZB00126-UP

PART OF 211-7814 TURBO CHARGER GP

NOTE	REF NO	GRAPHIC REF	PART NUMBER	QTY	PART NAME						SEE PAGE
					1	2	3	4	5	6 (PRODUCT LEVEL)	
	1	1	1W-4795	1	NAME PLATE TURBO						
	2	1	6C-3677	1	RIVET-POP						
F			4P-3629	1	CLAMP AS-COMPR						
F			137-1602	1	CLAMP AS-TURBINE						
F			211-6960	1	CARTRIDGE GP-A						
FZ			211-6961	1	COVER-COMPRESSOR						
FZ			211-6962	1	HOUSING-TURBINE						

F-NOT SHOWN
Z-NOT SERVICED SEPERATELY



GRAPHIC #1

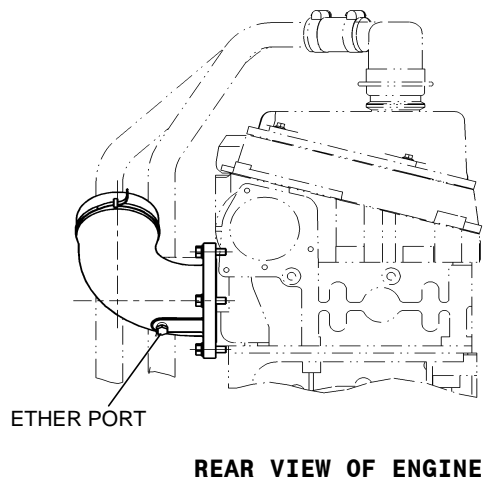
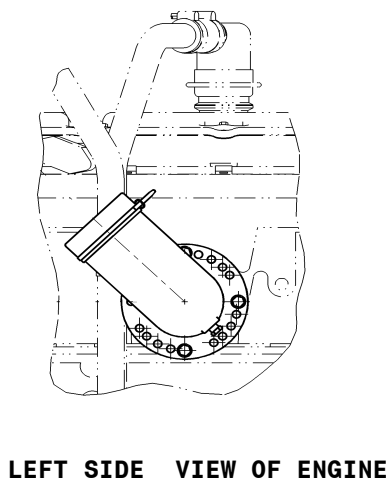
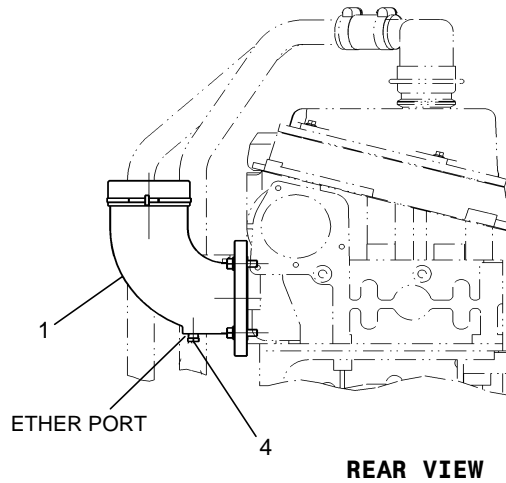
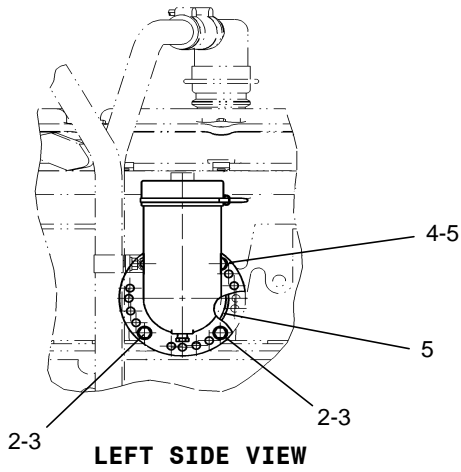
AIR INLET AND EXHAUST SYSTEM

179-1482 ELBOW GP-AIR INLET

S/N: JZB00126-UP

PART OF 277-9899 ENGINE AR-COMPLETE

NOTE	REF NO	GRAPHIC REF	PART NUMBER	QTY	PART NAME						SEE PAGE
					1	2	3	4	5	6 (PRODUCT LEVEL)	
	1	1	179-0672	1	ELBOW-AIR INLET						
	2	1	0S-1588	3	BOLT 3/8-16						
	3	1	5M-2894	3	WASHER-HARD						
	4	1	8T-6765	1	PLUG-PIPE						
	5	1	9X-7287	1	SEAL-O-RING						



GRAPHIC #1

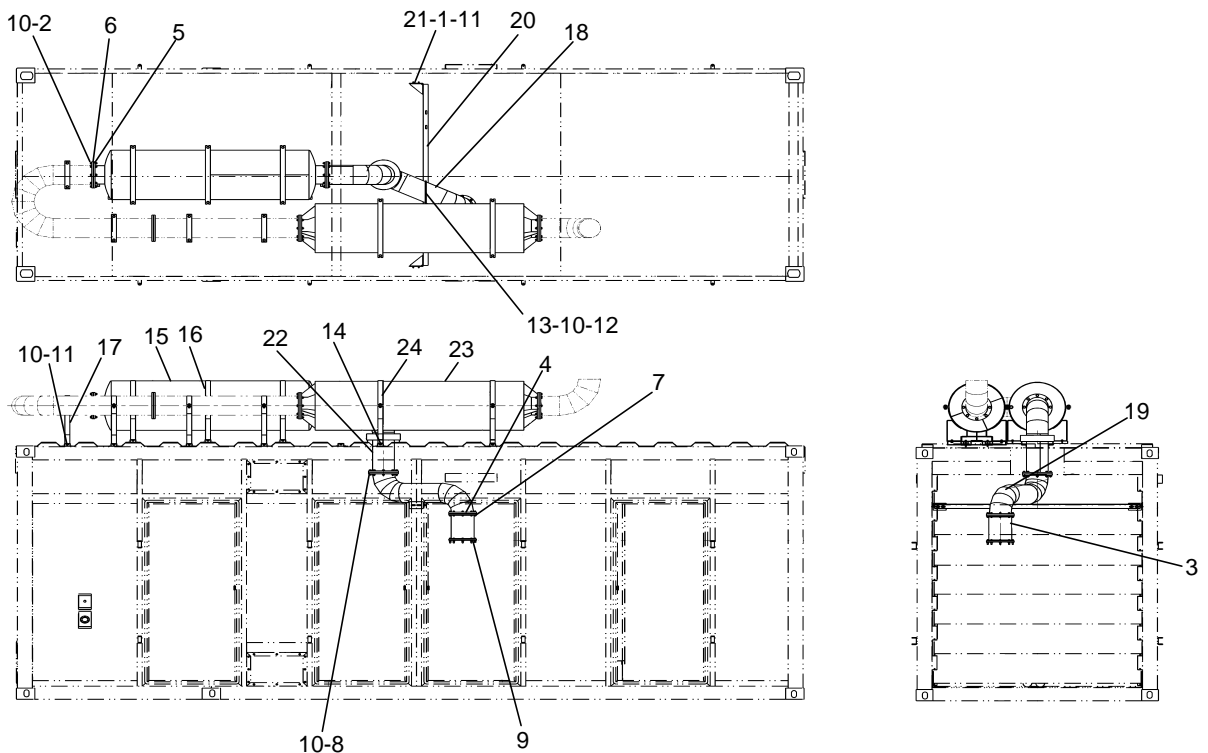
AIR INLET AND EXHAUST SYSTEM

297-7880 EXHAUST GP

AN ATTACHMENT

NOTE	REF NO	GRAPHIC REF	PART NUMBER	QTY	PART NAME						SEE PAGE
					1	2	3	4	5	6 (PRODUCT LEVEL)	
	1	1	0S-1585	4	BOLT						
	2	1	1B-5357	52	NUT-FULL						
Y	3	1	2W-7848	1	FITTING GP-EXHAUST						93
	4	1	2W-7853	1	FLANGE-EXHAUST						
	5	1	2W-7864	5	FLANGE-EXHAUST						
	6	1	2W-7865	5	GASKET-EXHAUST						
	7	1	5L-3773	1	GASKET-EXHAUST ELBOW						
	8	1	5L-4398	40	BOLT						
	9	1	5P-5855	8	BOLT-12 POINT HD						
	10	1	5P-8245	118	WASHER HARD						
	11	1	6A-5591	22	BOLT						
	12	1	6V-8149	4	NUT-HEX						
	13	1	9X-8489	1	U-BOLT						
	14	1	160-8749	4	BOLT HEX HEAD						
	15	1	297-8473	1	MUFFLER						
	16	1	297-8474	5	CLAMP AS						
	17	1	297-8475	4	CLAMP AS						
	18	1	297-8476	1	PIPE AS						
	19	1	297-8477	1	ELBOW AS						
	20	1	297-8478	1	SUPPORT						
	21	1	297-8479	2	BRACKET AS						
	22	1	297-8480	1	TUBE AS						
	23	1	297-8481	1	MUFFLER AS						
	24	1	297-8482	2	CLAMP AS						

Y-SEPARATE ILLUSTRATION



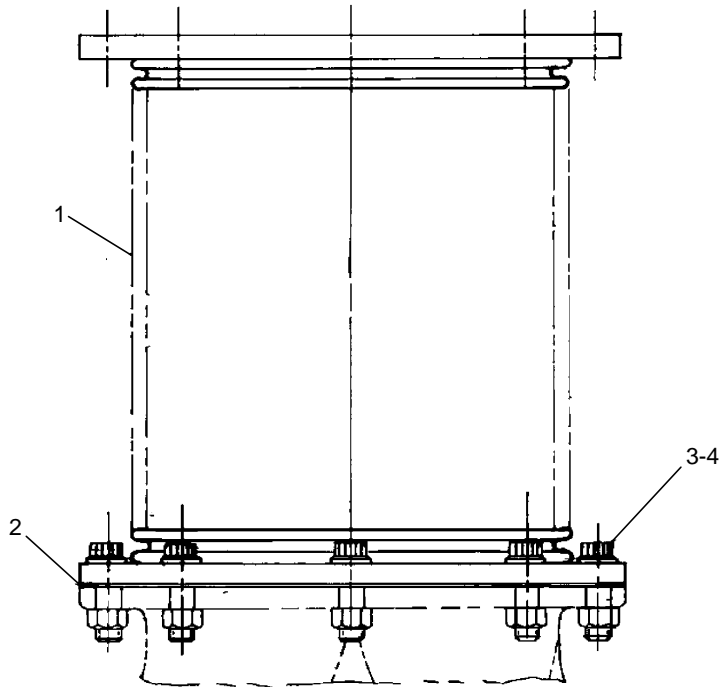
GRAPHIC #1

AIR INLET AND EXHAUST SYSTEM

2W-7848 FITTING GP-EXHAUST

PART OF 297-7880 EXHAUST GP
AN ATTACHMENT

NOTE	REF NO	GRAPHIC REF	PART NUMBER	QTY	PART NAME						SEE PAGE
					1	2	3	4	5	6 (PRODUCT LEVEL)	
	1	1	214-6045	1	BELLOWS AS						
	2	1	5L-3773	1	GASKET						
	3	1	5P-5855	8	BOLT						
	4	1	1B-5357	8	NUT						



GRAPHIC #1

AIR INLET AND EXHAUST SYSTEM

247-9632 CLEANER GP-AIR(A)

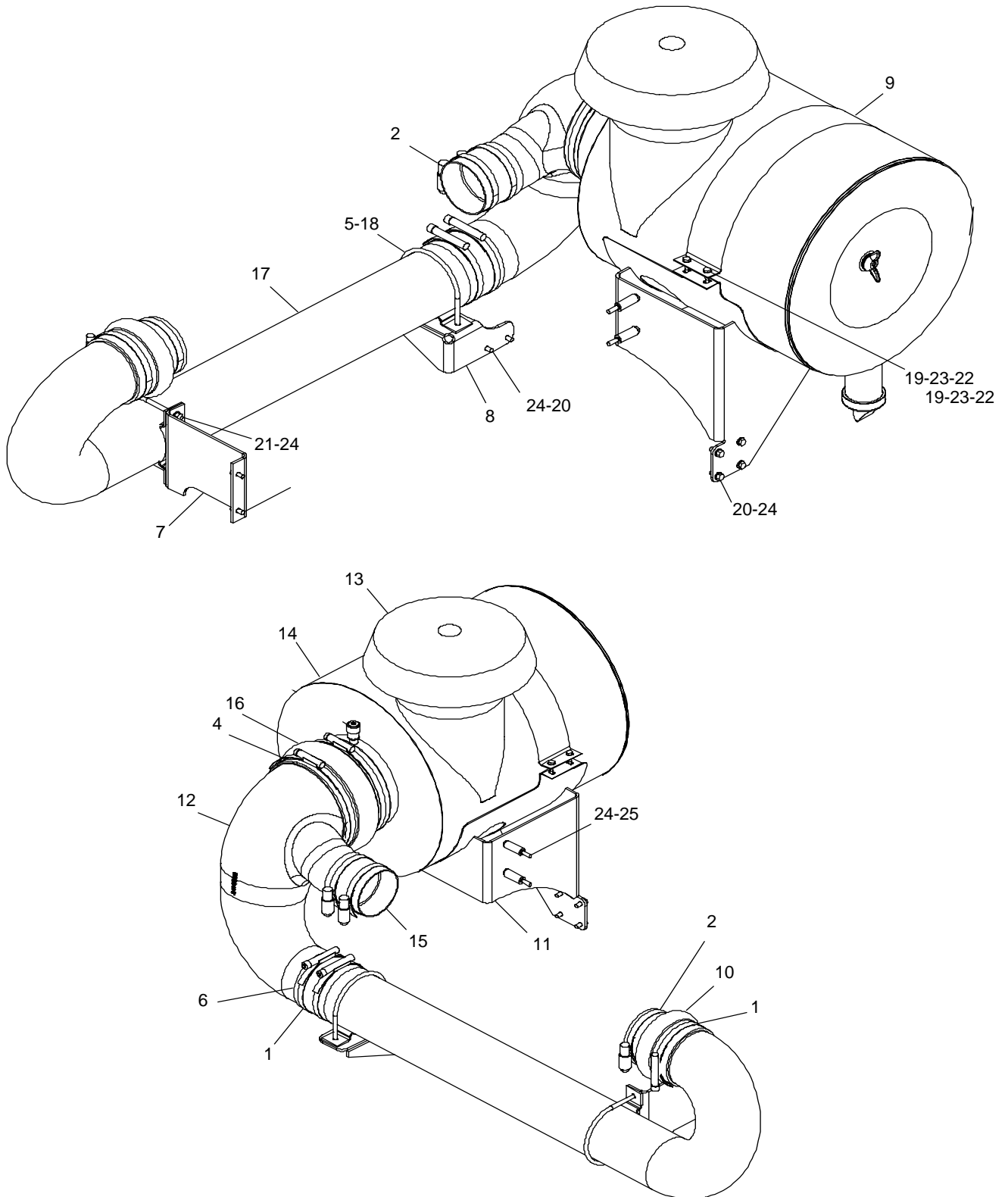
AN ATTACHMENT

NOTE	REF NO	GRAPHIC REF	PART NUMBER	QTY	PART NAME						SEE PAGE
					1	2	3	4	5	6 (PRODUCT LEVEL)	
	1	1	5P-3860	3	CLAMP-BAND						
	2	1	9X-6654	3	CLAMP-BAND						
	4	1	111-5145	2	CLAMP-HOSE						
	5	1	113-1584	2	STRIP						
	6	1	202-2173	1	HOSE						
	7	1	204-9255	1	BRACKET						
	8	1	205-8021	1	BRACKET						
	9	1	241-0307	1	CLAMP						
	10	1	241-0566	1	HOSE						
	11	1	241-3918	1	BRACKET AS						
	12	1	241-6593	1	TUBE						
	13	1	243-0218	1	CAP-RAIN						
Y	14	1	243-0897	1	CLEANER GP-AIR(B)						96
	15	1	243-5381	1	HOSE						
	16	1	243-5606	1	HOSE						
	17	1	271-2579	1	TUBE						
	18	1	100-7749	2	U-BOLT 3/8-16						
	19	1	5C-7261	4	NUT M8X1.25						
	20	1	5S-7379	8	BOLT 3/8-16						
	21	1	6V-8801	4	NUT 3/8-16						
	22	1	7X-0818	4	BOLT M8X1.25						
	23	1	8T-4224	8	WASHER - HARD						
	24	1	8T-4896	14	WASHER - HARD						
	25	1	8T-7008	2	BOLT 3/8-16						

Y-SEPARATE ILLUSTRATION

AIR INLET AND EXHAUST SYSTEM

247-9632 CLEANER GP-AIR(*contd.*)



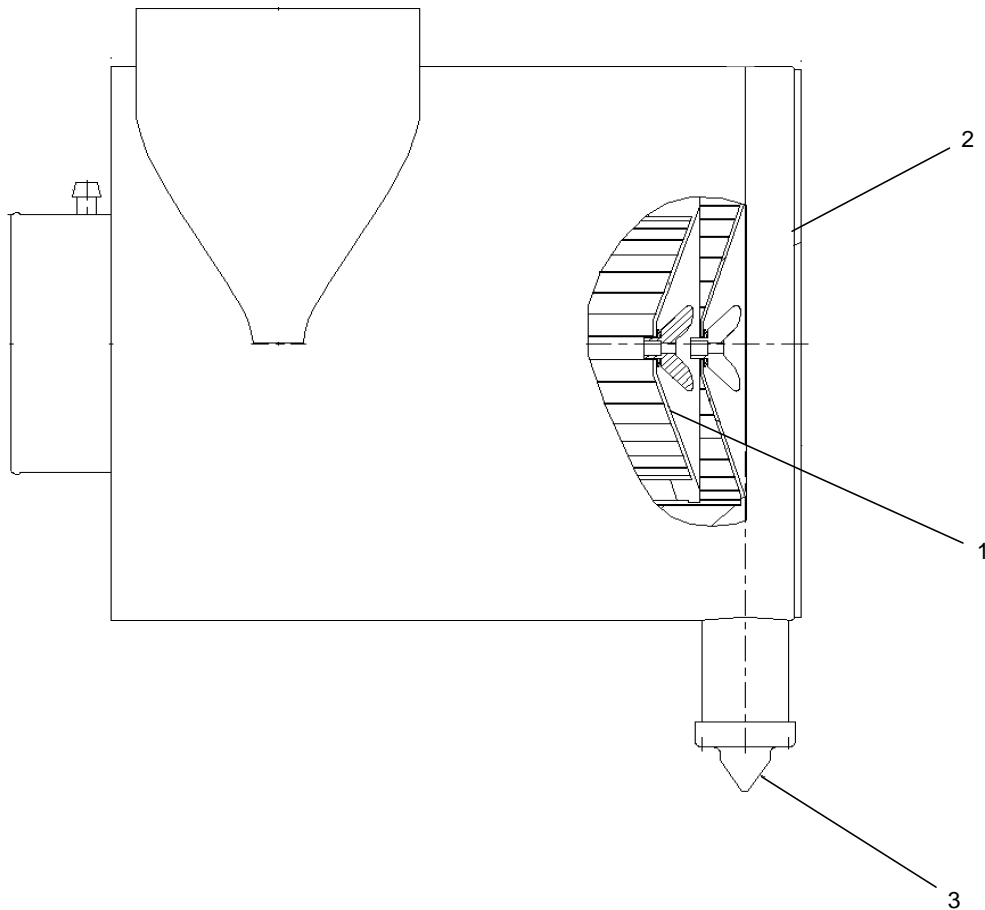
GRAPHIC #1

AIR INLET AND EXHAUST SYSTEM

243-0897 CLEANER GP-AIR(B)

PART OF 247-9632 CLEANER GP-AIR(A)
AN ATTACHMENT

NOTE	REF NO	GRAPHIC REF	PART NUMBER	QTY	PART NAME						SEE PAGE
					1	2	3	4	5	6 (PRODUCT LEVEL)	
	1	1	1W-3636	1	ELEMENT AS						
	2	1	1W-3637	1	ELEMENT AS						
	3	1	247-2598	1	VALVE						



GRAPHIC #1

AIR INLET AND EXHAUST SYSTEM

240-9438 CLEANER GP-AIR(A)

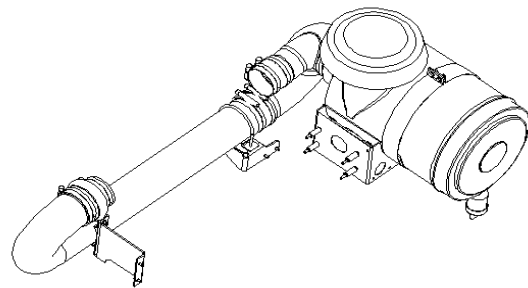
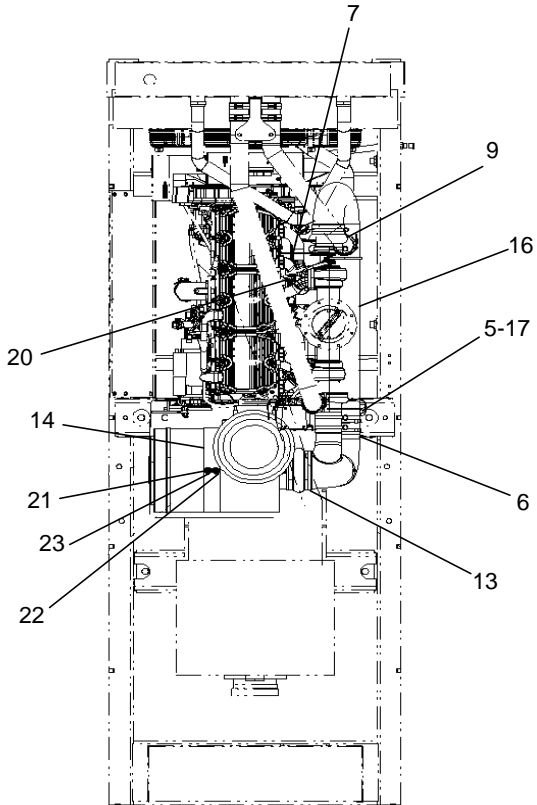
AN ATTACHMENT

NOTE	REF NO	GRAPHIC REF	PART NUMBER	QTY	PART NAME						SEE PAGE
					1	2	3	4	5	6 (PRODUCT LEVEL)	
	1	1	5P-0600	2	CLAMP-HOSE						
	2	1	5P-3860	3	CLAMP-BAND						
	3		9X-6654	3	CLAMP-BAND						
	4	1	096-5028	1	INDICATOR						
	5	1	113-1584	2	STRIP						
	6	1	202-2173	1	HOSE						
	7	1	204-9255	1	BRACKET						
	8	1	205-8021	1	BRACKET						
	9	1	241-0566	1	HOSE						
	10	1	241-3917	1	BRACKET AS						
	11	1	241-6592	1	TUBE						
	12	1	243-5381	1	HOSE						
	13	1	243-5605	1	HOSE						
	14	1	246-7180	1	STRAP						
	15	1	254-4293	1	CAP-RAIN						
	16	1	271-2579	1	TUBE AS						
	17	1	100-7749	2	U-BOLT 3/8-16						
Y	18	1	241-6667	1	CLEANER GP-AIR(BASIC)						99
	19	1	5S-7379	4	BOLT 3/8-16						
	20	1	6V-8801	4	NUT 3/8-16						
	21	1	8T-4121	4	WASHER - HARD						
	22	1	8T-4133	2	NUT M1X1.5						
	23	1	8T-4196	2	BOLT M10X1.5						
	24	1	8T-4896	12	WASHER - HARD						
	25	1	8T-7008	4	BOLT 3/8-16						

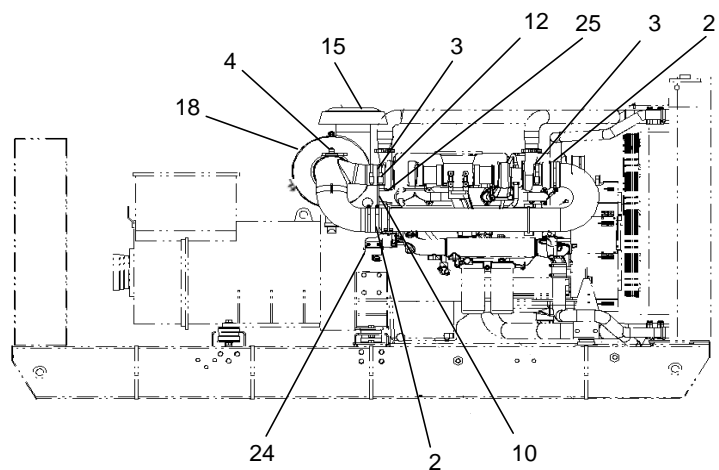
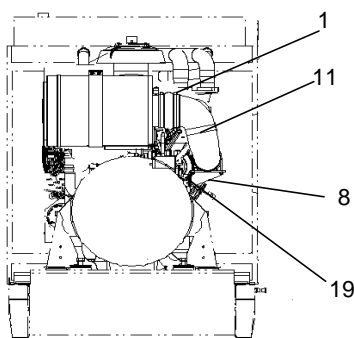
Y-SEPARATE ILLUSTRATION

AIR INLET AND EXHAUST SYSTEM

240-9438 CLEANER GP-AIR(*contd..*)



PICTORIAL VIEW



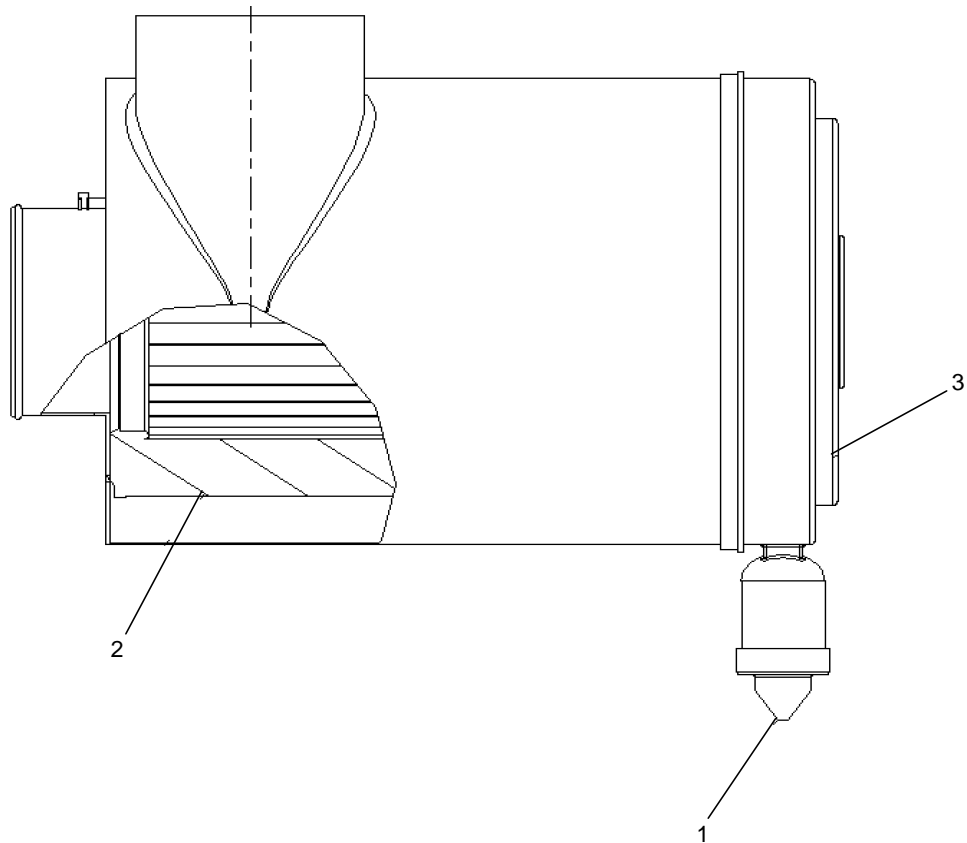
GRAPHIC #1

AIR INLET AND EXHAUST SYSTEM

241-6667 CLEANER GP-AIR(BASIC)

PART OF 240-9438 CLEANER GP-AIR(A)
AN ATTACHMENT

NOTE	REF NO	GRAPHIC REF	PART NUMBER	QTY	PART NAME						SEE PAGE
					1	2	3	4	5	6 (PRODUCT LEVEL)	
	1	1	7R-6776	1	VALVE						
	2	1	246-5009	1	ELEMENT AS						
	3	1	246-6074	1	COVER AS						



GRAPHIC #1

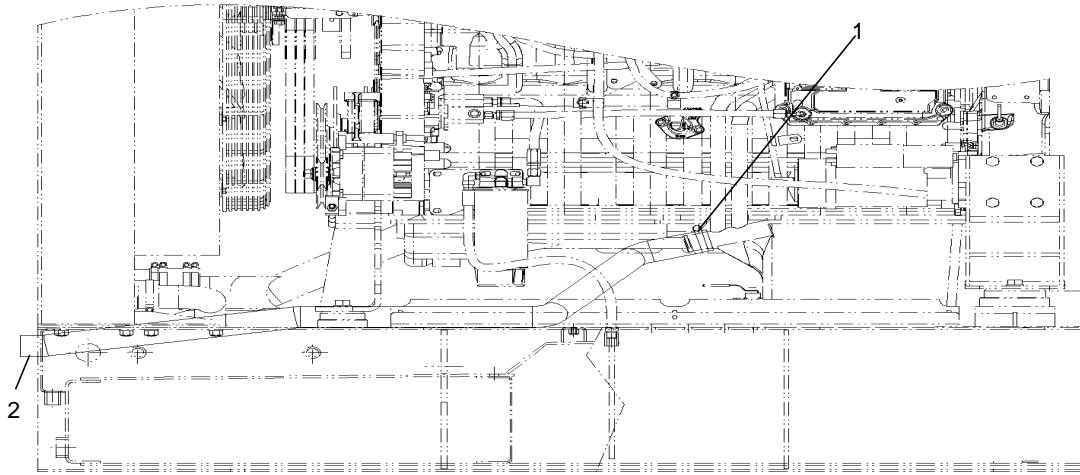
AIR INLET AND EXHAUST SYSTEM

297-7879 DISPOSAL GP-FUMES

AN ATTACHMENT

NOTE	REF NO	GRAPHIC REF	PART NUMBER	QTY	PART NAME						SEE PAGE
					1	2	3	4	5	6 (PRODUCT LEVEL)	
	1	1	9M-0164	1	CLAMP-HOSE						
E	2	1	5P-1257		HOSE (490 CM)						

E-ORDER BY THE CENTIMETER



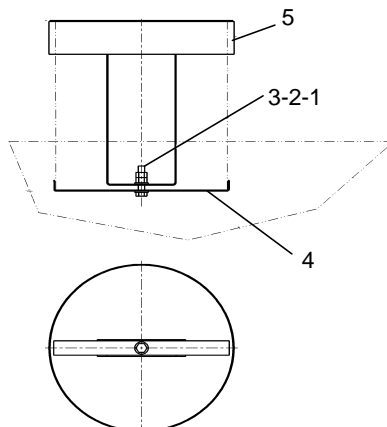
GRAPHIC #1

LEFT SIDE VIEW

298-0665 RAIN CAP ASSEMBLY

AN ATTACHMENT

NOTE	REF NO	GRAPHIC REF	PART NUMBER	QTY	PART NAME						SEE PAGE
					1	2	3	4	5	6 (PRODUCT LEVEL)	
	1	1	5P-8245	2	WASHER HARD						
	2	1	6V-8149	2	NUT-HEX						
	3	1	160-8749	1	BOLT-HEX HEAD						
	4	1	298-0666	1	CLAMP						
	5	1	298-0667	1	CAP AS						



GRAPHIC #1

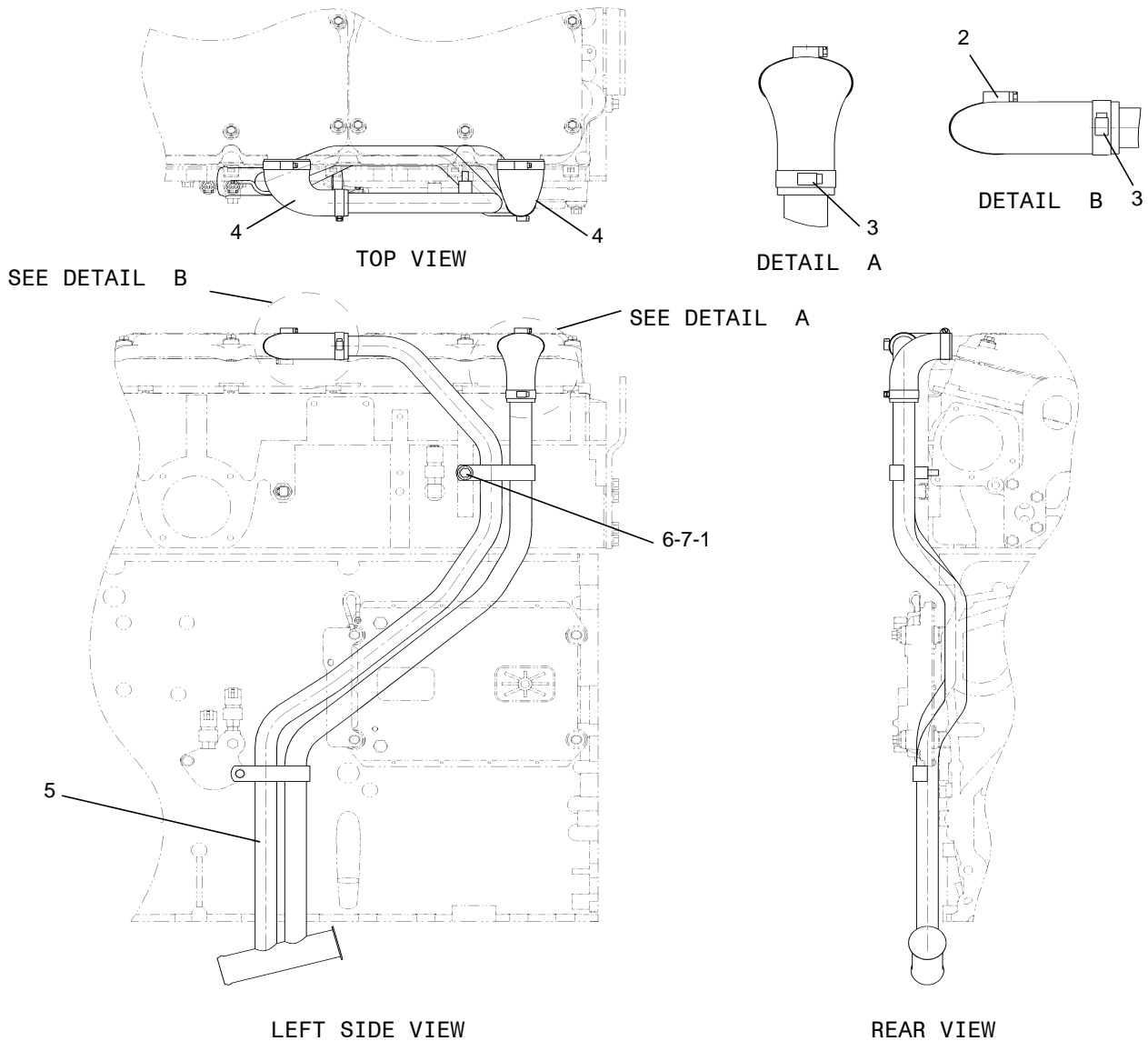
AIR INLET AND EXHAUST SYSTEM

212-2765 DISPOSAL GP-FUMES

S/N: JZB00126-UP

PART OF 277-9899 ENGINE AR-COMPLETE

NOTE	REF NO	GRAPHIC REF	PART NUMBER	QTY	PART NAME						SEE PAGE
					1	2	3	4	5	6	
	1	1	2S-3770	1	SPACER						
	2	1	9M-0164	2	CLAMP HOSE						
	3	1	9M-7958	2	CLAMP						
	4	1	186-4949	2	HOSE						
	5	1	212-2766	1	TUBE AS-FUMES						
	6	1	0L-2070	1	BOLT 3/8-16						
	7	1	9X-6458	1	WASHER HARD						



GRAPHIC #1

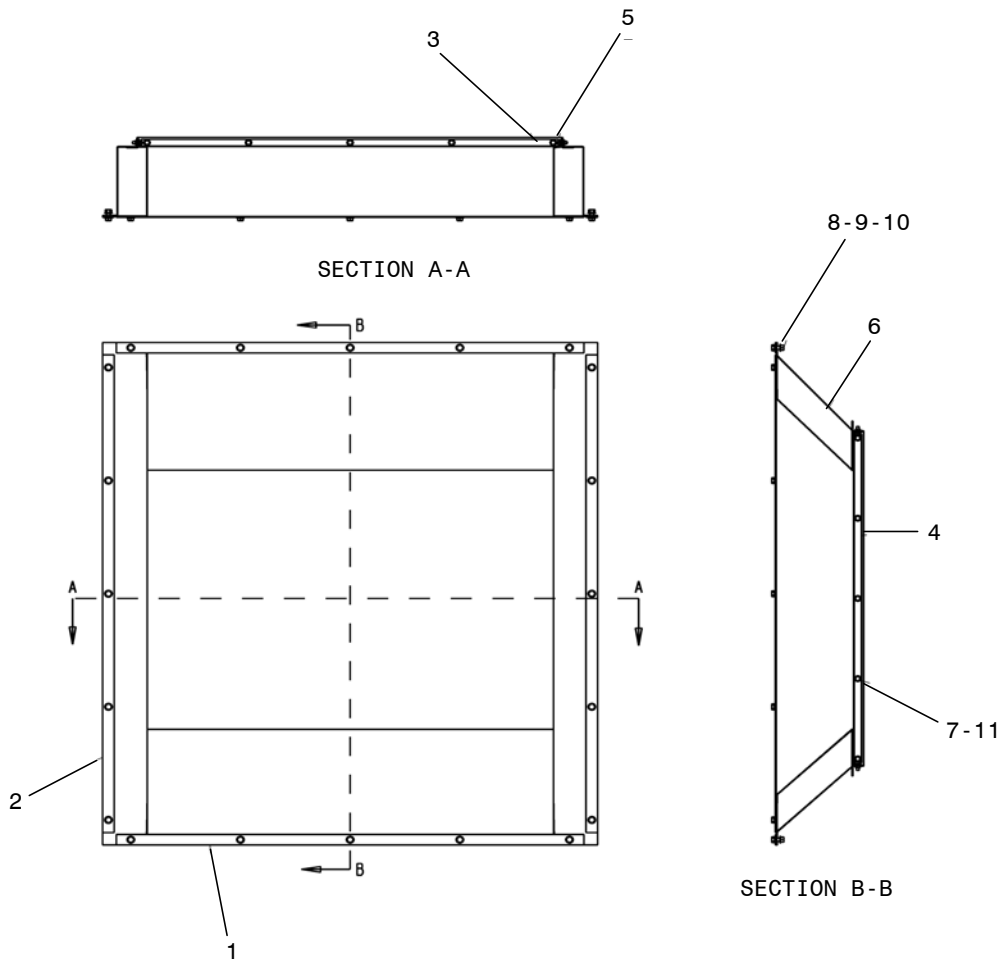
AIR INLET AND EXHAUST SYSTEM

298-6607 DUCT GP-AIR EJECTOR

AN ATTACHMENT

NOTE	REF NO	GRAPHIC REF	PART NUMBER	QTY	PART NAME						SEE PAGE
					1	2	3	4	5	6 (PRODUCT LEVEL)	
	1	1	298-6608	2	PLATE						
	2	1	298-6609	2	PLATE						
	3	1	298-6610	2	PLATE						
	4	1	298-6611	2	PLATE						
	5	1	298-6612	1	FRAME AS-DUCT						
				20	NUT-WELD						
	6	1	298-6613	1	DUCT AS-AIR						
D					INSULATION-SOUND(2-M)						
	7	1	OS-1594	20	BOLT 3/8-16						
	8	1	OS-1595	20	BOLT 1/2-13						
	9	1	1F-7958	20	NUT-FULL 1/2-13						
	10	1	5P-8245	40	WASHER-HARD						
	11	1	8T-4121	20	WASHER-HARD						

D-ORDER BY METER

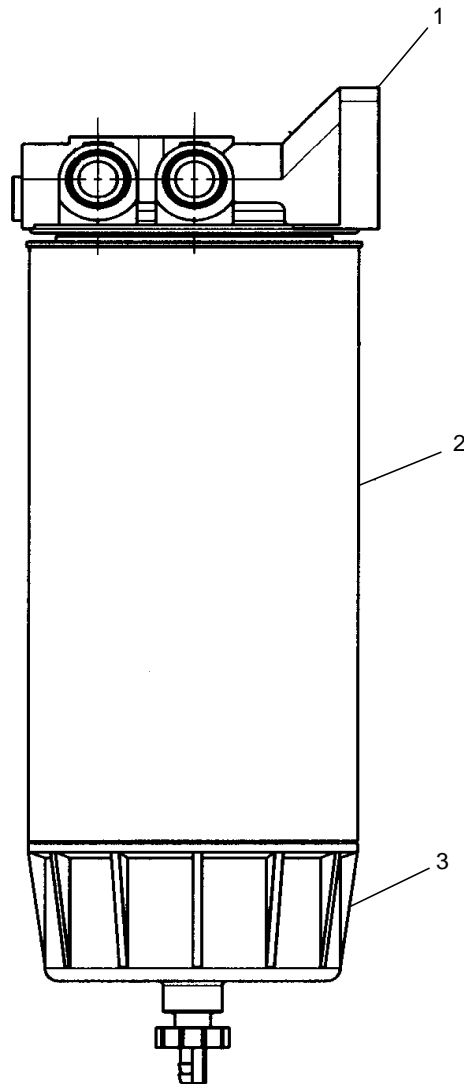


FUEL SYSTEM

133-5671 FILTER GP-WATER SEPARATOR & FUEL FILTER

S/N: JZB00126-UP
PART OF 277-9899 ENGINE AR-COMPLETE

NOTE	REF NO	GRAPHIC REF	PART NUMBER	QTY	PART NAME						SEE PAGE
					1	2	3	4	5	6 (PRODUCT LEVEL)	
	1	1	137-4367	1	BASE AS-FUEL						
	2	1	133-5673	1	FILTER AS-FWS						
	3	1	129-0375	1	BOWL AS						



GRAPHIC #1

FUEL SYSTEM

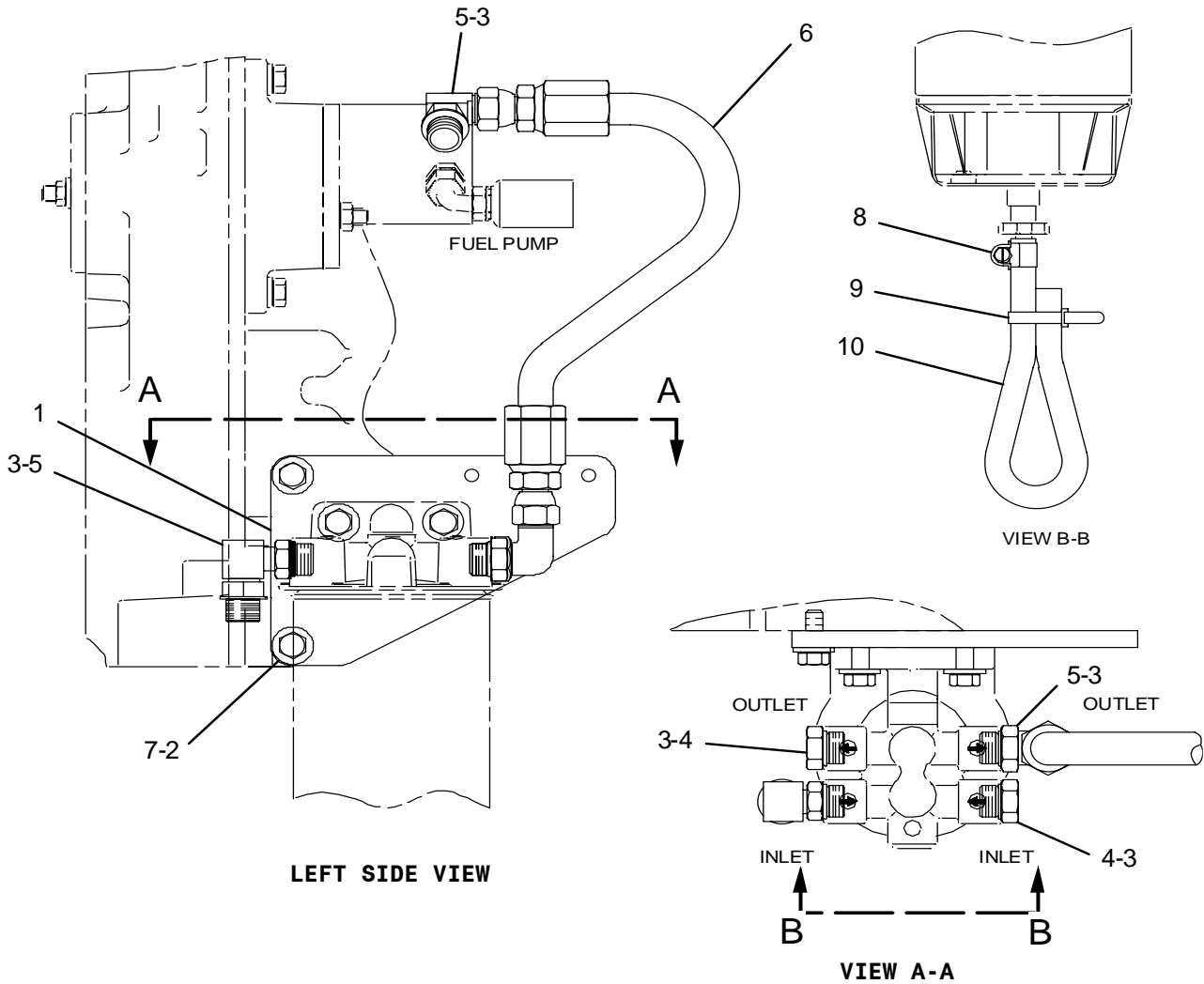
213-3595 LINES GP-FILTER

S/N: JZB00126-UP

PART OF 277-9899 ENGINE AR-COMPLETE

NOTE	REF NO	GRAPHIC REF	PART NUMBER	QTY	PART NAME						SEE PAGE
					1	2	3	4	5	6 (PRODUCT LEVEL)	
	1	1	2W-3458	1	PLATE						
	2	1	0S-1594	4	BOLT 3/8-16						
	3	1	8L-2786	5	SEAL						
	4	1	9S-4185	2	PLUG						
	5	1	118-4728	3	ELBOW						
	6	1	7N-4045	1	HOSE AS						
	7	1	9X-6458	4	WASHER						
	8	1	1P-4278	1	CLAMP						
	9	1	7K-1181	1	STRAP						
E	10	1	5P-1420		HOSE (200 cm)						

E-ORDER BY THE CENTIMETER



GRAPHIC #1

FUEL SYSTEM

244-5684 LINES GP-FUEL

S/N: JZB00126-UP

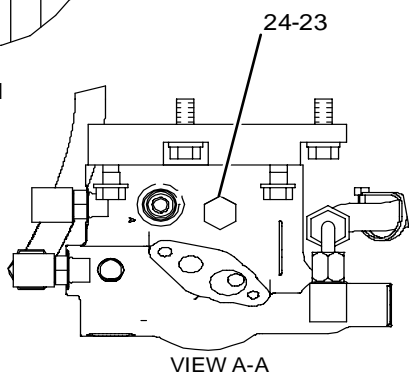
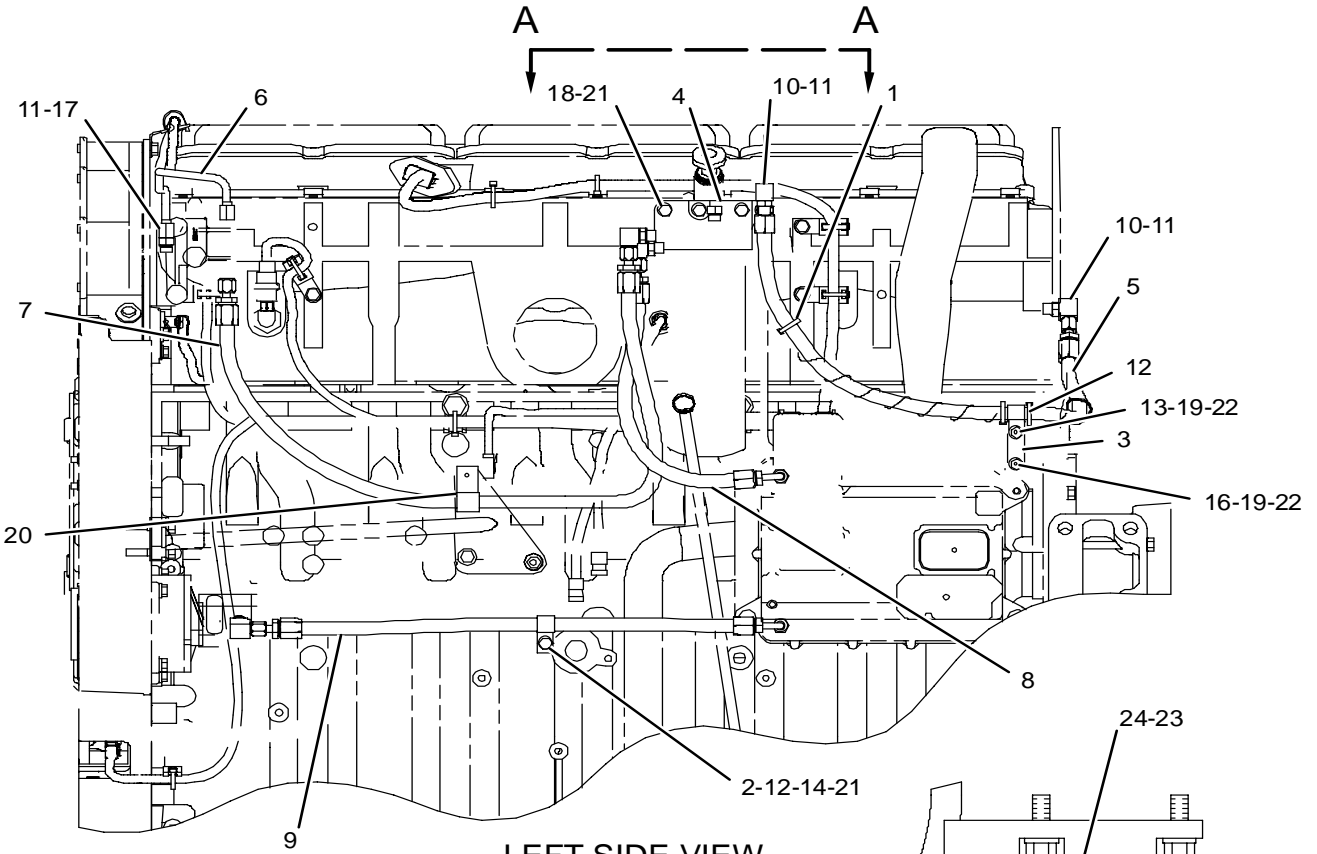
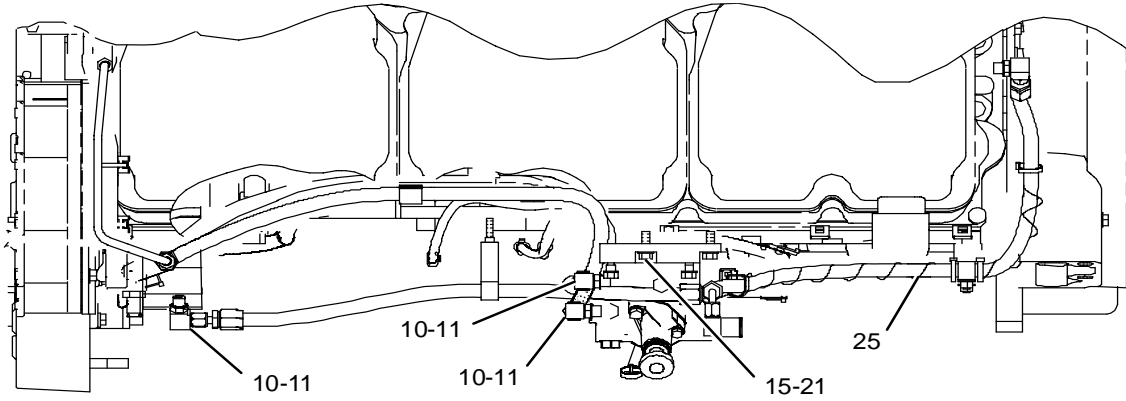
PART OF 277-9899 ENGINE AR-COMplete

NOTE	REF NO	GRAPHIC REF	PART NUMBER	QTY	PART NAME						SEE PAGE
					1	2	3	4	5	6 (PRODUCT LEVEL)	
	1	1	3S-2093	4	STRAP						
	2	1	108-3612	1	SPACER						
	3	1	118-7809	1	PLATE						
	4	1	137-5110	1	BRACKET						
	5	1	166-5919	1	HOSE AS						
	6	1	168-8974	1	TUBE AS						
			3R-4437	2	NUT						
			3R-4463	2	SLEEVE						
	7	1	172-3446	1	HOSE AS						
	8	1	191-3696	1	HOSE AS						
	9	1	191-3697	1	HOSE AS						
	10	1	030-7947	5	ELBOW-90 DEGREE						
	11	1	033-6042	6	SEAL-O-RING						
	12	1	067-2551	2	CLIP						
	13	1	0S-1617	1	BOLT 5/16-18						
	14	1	0T-0065	1	BOLT 3/8-16						
	15	1	1A-2029	2	BOLT 3/8-16						
	16	1	2B-2695	1	BOLT 5/16-18						
	17	1	2R-6806	1	CONNECTOR						
	18	1	3B-1915	2	BOLT 3/8-16						
	19	1	3E-4352	4	WASHER-HARD						
	20	1	4D-7735	1	CLIP						
	21	1	5M-2894	5	WASHER-HARD						
	22	1	5S-0003	2	NUT-FULL 5/16-18						
E	23	1	8C-5064		CONDIUT (51-cm)						
	24	1	6V-5049	1	SEAL-O-RING						
	25	1	9S-4191	1	PLUG-STO 9/16-18						

E-ORDER BY THE CENTIMETER

FUEL SYSTEM

244-5684 LINES GP-FUEL (contd.)



GRAPHIC #1

FUEL SYSTEM

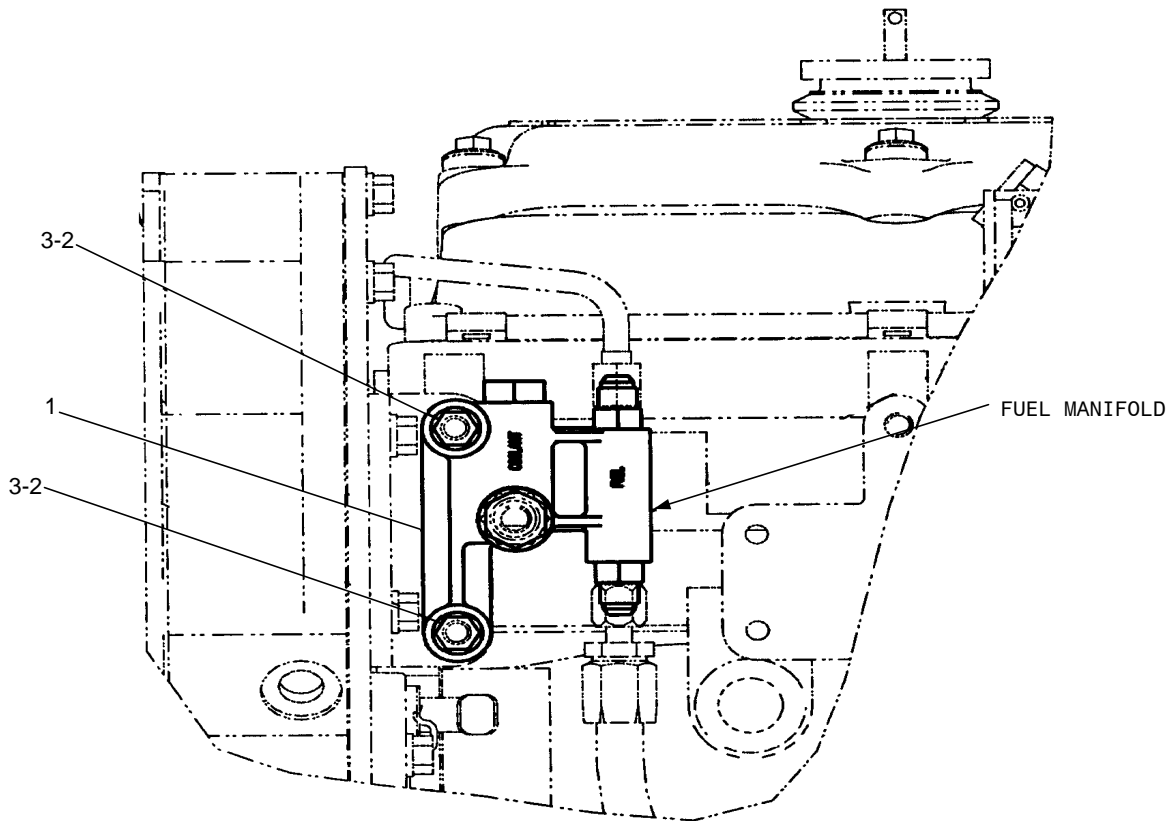
191-0583 MANIFOLD GP-FUEL

S/N: JZB00126-UP

PART OF 277-9899 ENGINE AR-COMplete

NOTE	REF NO	GRAPHIC REF	PART NUMBER	QTY	PART NAME						SEE PAGE
					1	2	3	4	5	6 (PRODUCT LEVEL)	
Y	1	1	191-0580	1	MANIFOLD AS						108
	2	1	0S-1619	2	BOLT 3/8-16						
	3	1	5M-2894	2	WASHER HARD						

Y-SEPARATE ILLUSTRATION



LEFT SIDE VIEW

GRAPHIC #1

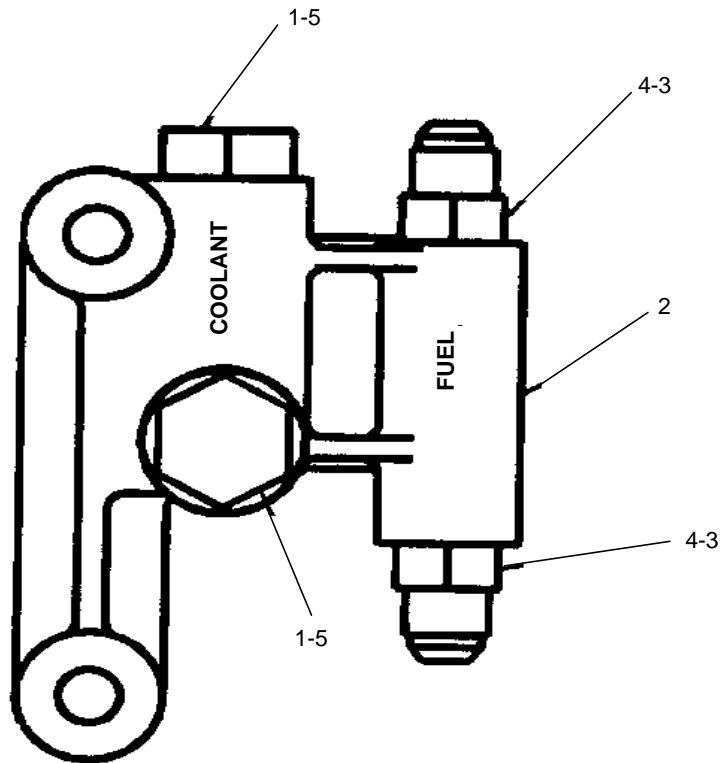
FUEL SYSTEM

191-0580 MANIFOLD AS-FUEL

S/N: JZB00126-UP

PART OF 191-0583 MANIFOLD GP-FUEL

NOTE	REF NO	GRAPHIC REF	PART NUMBER	QTY	PART NAME						SEE PAGE
					1	2	3	4	5	6 (PRODUCT LEVEL)	
	1	1	9S-4185	2	PLUG 3/4-16						
	2	1	168-0300	1	MANIFOLD						
	3	1	033-6042	2	SEAL-O-RING						
	4	1	2R-6806	2	CONNECTOR						
	5	1	3K-0360	2	SEAL-O-RING						



GRAPHIC #1

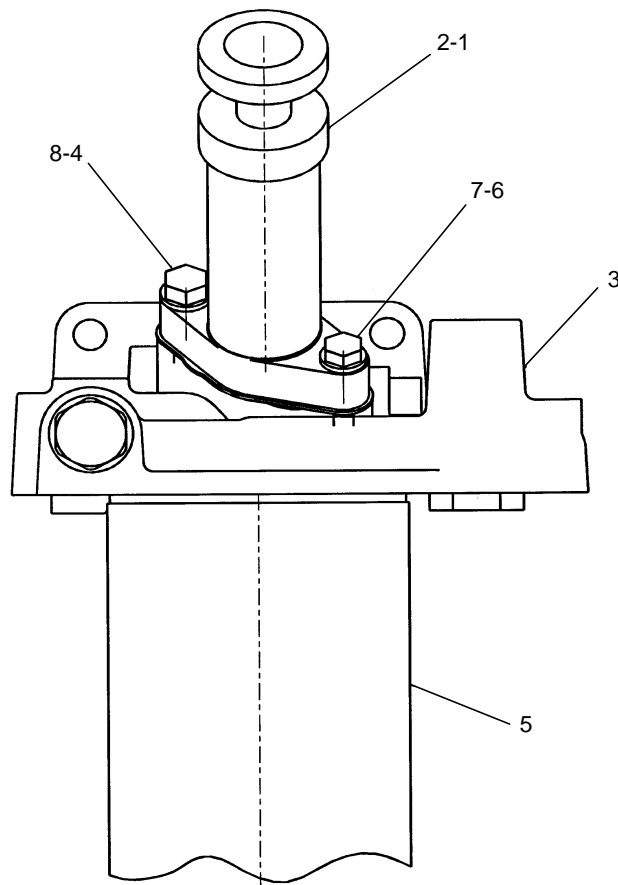
FUEL SYSTEM

191-5054 PUMP GP-FUEL PRIMING & SECONDARY FILTER

S/N: JZB00126-UP
PART OF 277-9899 ENGINE AR-COMplete

NOTE	REF NO	GRAPHIC REF	PART NUMBER	QTY	PART NAME						SEE PAGE
					1	2	3	4	5	6 (PRODUCT LEVEL)	
	1	1	1P-0436	1	GASKET-PR PUMP						
Y	2	1	137-5541	1	PUMP AS-F PRM						110
Y	3	1	191-5055	1	BASE GP						113
	4	1	1B-7182	1	BOLT 5/16-18						
	5	1	1R-0749	1	FILTER AS-FUEL 1-14						
	6	1	5P-0537	1	WASHER-HARD						
	7	1	7B-2742	1	BOLT 1/4-20						
	8	1	9M-1974	1	WASHER-HARD						

Y-SEPARATE ILLUSTRATION



GRAPHIC #1

FUEL SYSTEM

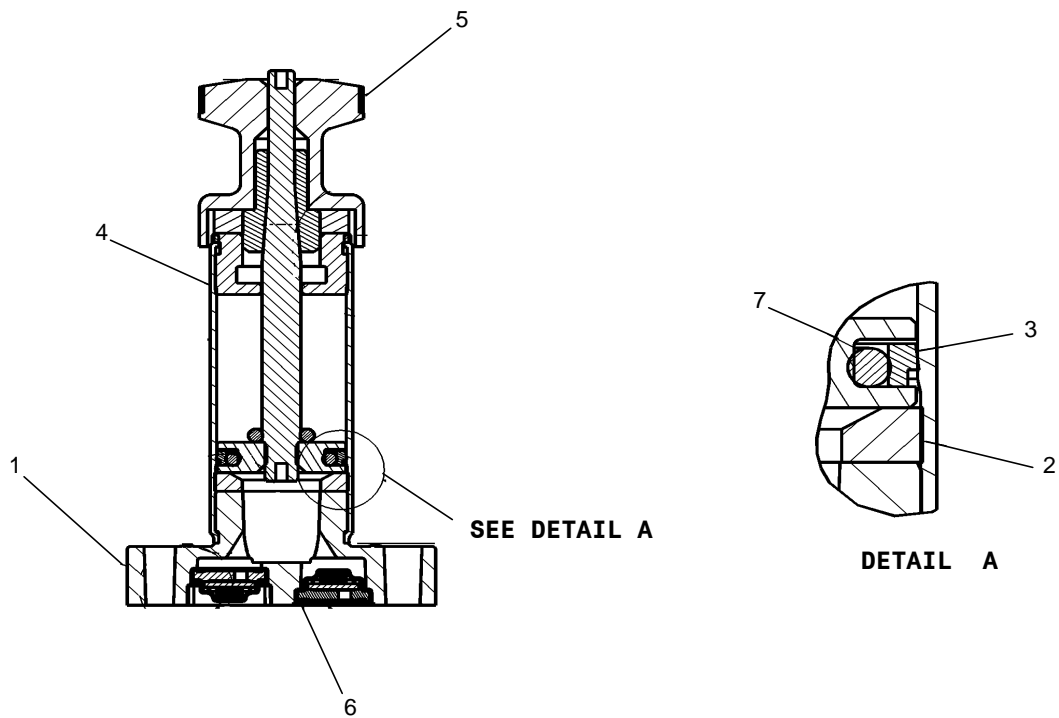
137-5541 PUMP AS-FUEL PRIMING

S/N: JZB00126-UP

PART OF 191-5054 PUMP GP-FUEL PRIMING & SECONDARY FILTER

NOTE	REF NO	GRAPHIC REF	PART NUMBER	QTY	PART NAME						SEE PAGE
					1	2	3	4	5	6	
	1	1	255-0636	1	BASE						
	2	1	1W-5016	1	SEAL						
	3	1	8N-0496	1	RING						
	4	1	130-5802	1	BARREL						
Y	5	1	137-1920	1	ROD AS-PRM PUMP						111
Y	6	1	229-3218	2	VALVE AS						112
	7	1	061-7539	1	SEAL-O-RING						

Y-SEPARATE ILLUSTRATION



GRAPHIC #1

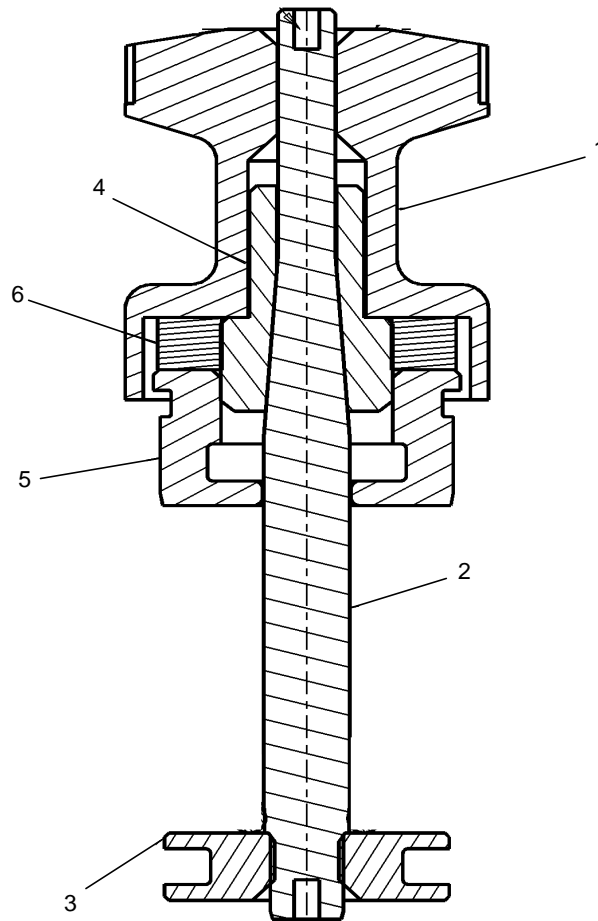
FUEL SYSTEM

137-1920 ROD AS-FUEL PRIMING PUMP

S/N: JZB00126-UP

PART OF 137-5541 PUMP AS-FUEL PRIMING

NOTE	REF NO	GRAPHIC REF	PART NUMBER	QTY	PART NAME						SEE PAGE
					1	2	3	4	5	6 (PRODUCT LEVEL)	
	1	1	137-1922	1	KNOB						
	2	1	148-0918	1	ROD-PRM PUMP						
	3	1	148-3489	1	HEAD						
	4	1	148-3491	1	BUSHING						
	5	1	148-4410	1	CAP-PRM PUMP						
	6	1	239-9519	1	SEAL						



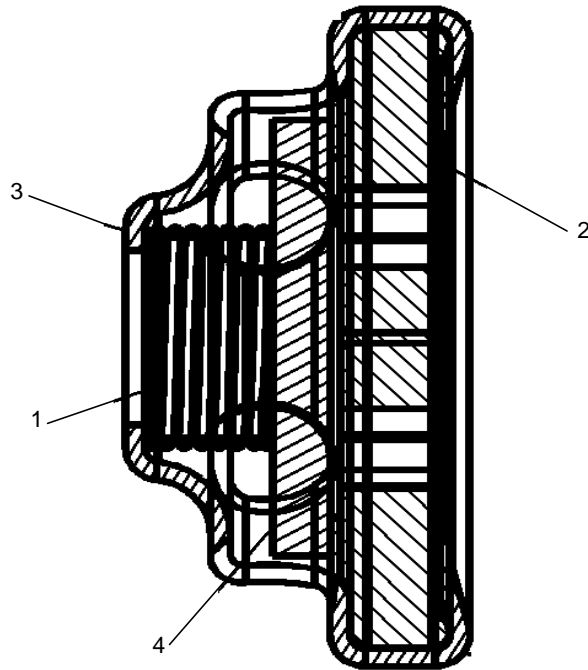
GRAPHIC #1

FUEL SYSTEM

229-3218 VALVE AS

S/N: JZB00126-UP
PART OF 137-5541 PUMP AS-FUEL PRIMING

NOTE	REF NO	GRAPHIC REF	PART NUMBER	QTY	PART NAME						SEE PAGE
					1	2	3	4	5	6 (PRODUCT LEVEL)	
	1	1	7E-2981	1	SPRING-VALVE						
	2	1	7E-2983	1	BODY-VALVE						
	3	1	7E-2984	1	CAGE-VALVE						
	4	1	254-7292	1	DISC-VALVE						



GRAPHIC #1

FUEL SYSTEM

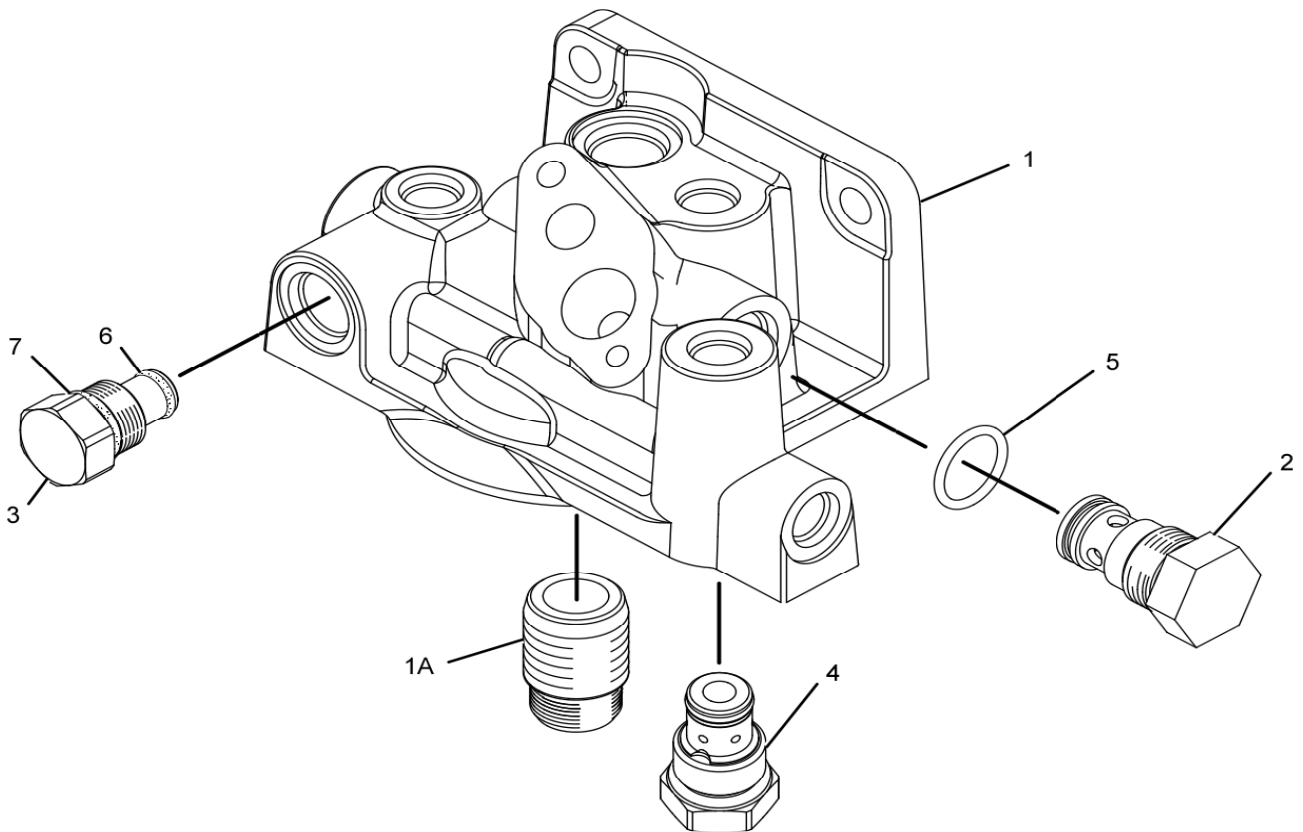
191-5055 BASE GP-FUEL FILTER

S/N: JZB00126-UP

PART OF 191-5054 PUMP GP-FUEL PRIMING & SECONDARY FILTER

NOTE	REF NO	GRAPHIC REF	PART NUMBER	QTY	PART NAME						SEE PAGE
					1	2	3	4	5	6 (PRODUCT LEVEL)	
	1	1	136-5017	1	BASE AS-FUEL						
	1A	1	9S-4167	1	STUD-HOLLOW						
	2	1	139-6873	1	VALVE GP-BYPASS						
			9X-7737	1	SEAL-O-RING						
	3	1	143-2933	1	FITTING						
Y	4	1	233-6742	1	VALVE GP-CHECK						114
	5	1	6V-4589	1	SEAL-O-RING						
	6	1	8L-2779	1	SEAL-O-RING						
	7	1	8L-2786	1	SEAL-O-RING						

Y-SEPARATE ILLUSTRATION



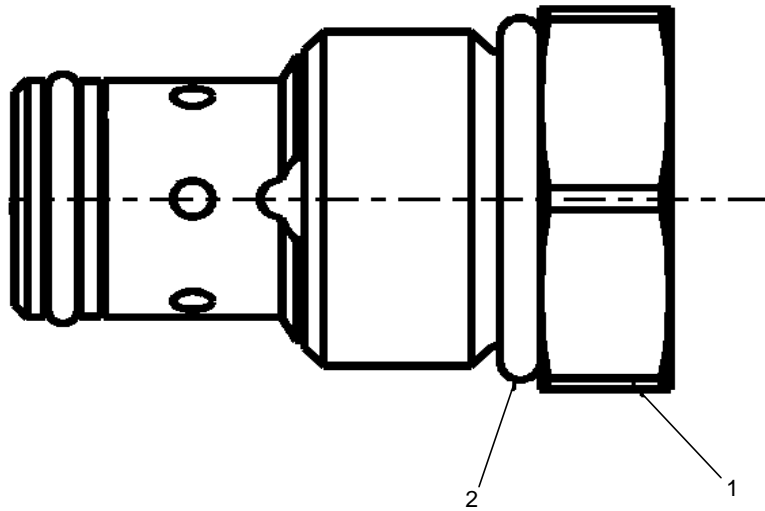
GRAPHIC #1

FUEL SYSTEM

233-6742 VALVE GP-CHECK

S/N: JZB00126-UP
PART OF 191-5055 BASE GP-FUEL FILTER

NOTE	REF NO	GRAPHIC REF	PART NUMBER	QTY	PART NAME						SEE PAGE
					1	2	3	4	5	6 (PRODUCT LEVEL)	
	1	1	281-2725	1	VALVE GP-BASIC						
	2	1	6V-4589	1	SEAL-O-RING						



GRAPHIC #1

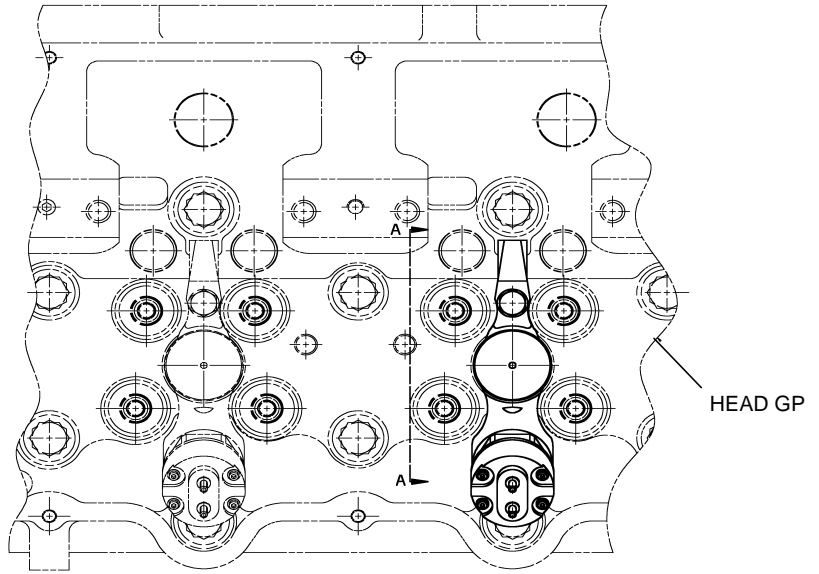
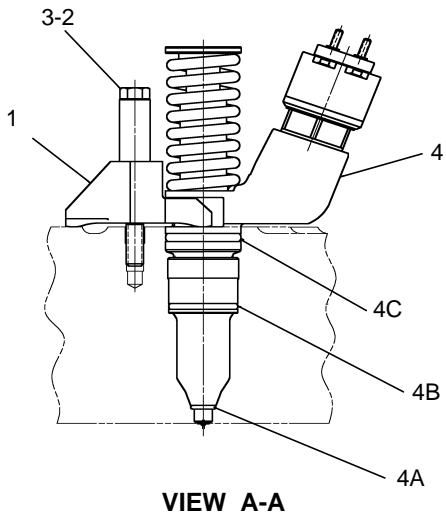
FUEL SYSTEM

201-0565 PUMP GP-FUEL INJECTOR

S/N: JZB00126-UP

PART OF 243-2397 ENGINE AR-CORE

NOTE	REF NO	GRAPHIC REF	PART NUMBER	QTY	PART NAME						SEE PAGE
					1	2	3	4	5	6 (PRODUCT LEVEL)	
	1	1	6I-0213	1	CLAMP						
	2	1	8S-9191	1	BOLT						
	3	1	100-5072	1	SPACER						
	4	1	211-3028	1	INJECTOR GP						
	4A	1	9X-7317	1	SEAL-O-RING						
	4B	1	9X-7418	1	SEAL-O-RING						
	4C	1	9X-7419	1	SEAL-O-RING						



GRAPHIC #1

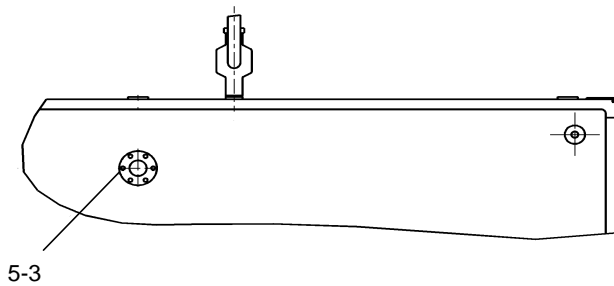
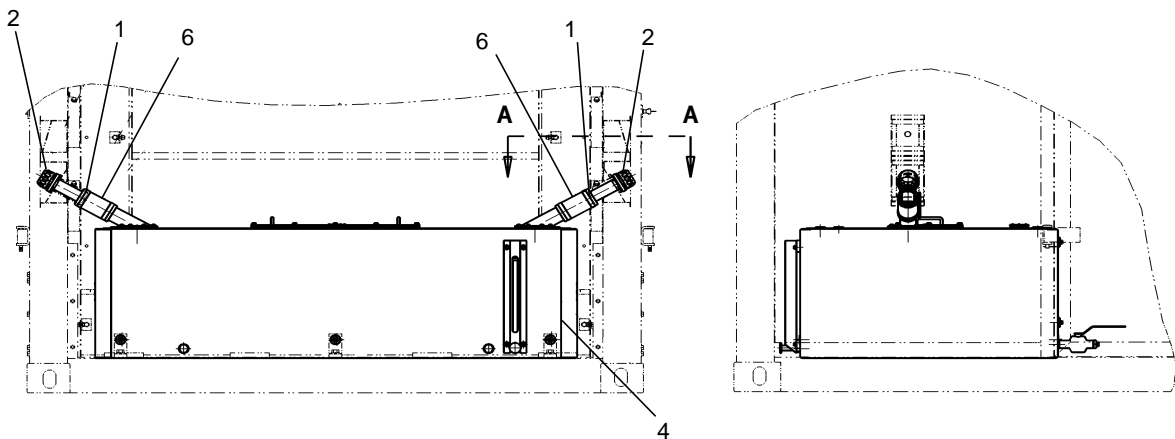
FUEL SYSTEM

298-3444 TANK GP-FUEL

AN ATTACHMENT

NOTE	REF NO	GRAPHIC REF	PART NUMBER	QTY	PART NAME						SEE PAGE
					1	2	3	4	5	6 (PRODUCT LEVEL)	
	1	1	5P-4868	4	CLAMP-HOSE						
	2	1	280-3846	2	FILLER GP-BRTH						
	3	1	291-1680	1	GAGE AS-SENSOR						
	4	1	298-3446	1	TANK AS-FUEL						
Y			298-4046	1	GAGE GP-FUEL						117
	5	1	8T-0285	6	SCREW-MACHINE M4X0.7						
E	6	1	298-3445		HOSE (30 CM)						

E-ORDER BY CENTIMETER
Y-SEPARATE ILLUSTRATION



VIEW A-A

GRAPHIC #1

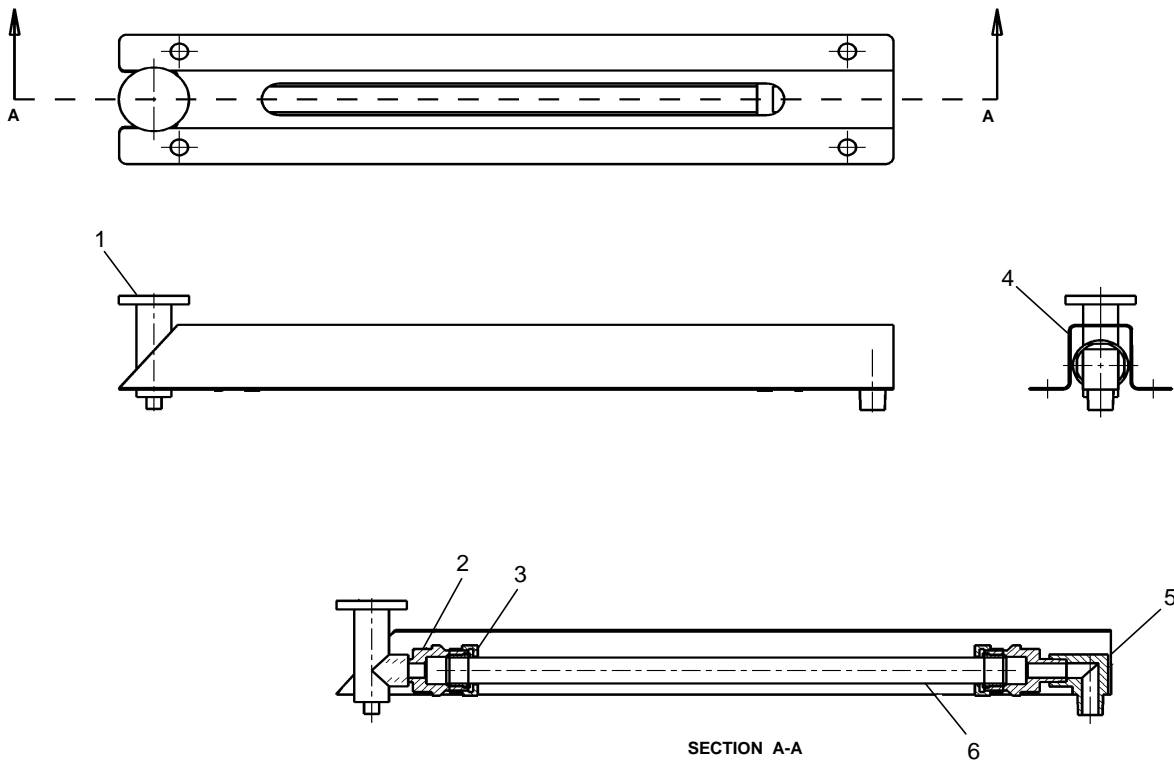
FUEL SYSTEM

298-4046 GAGE GP-FUEL

AN ATTACHMENT

NOTE	REF NO	GRAPHIC REF	PART NUMBER	QTY	PART NAME						SEE PAGE
					1	2	3	4	5	6 (PRODUCT LEVEL)	
	1	1	9N-3666	1	VALVE AS						
	2	1	298-4047	2	CONNECTOR AS						
	3	1	298-4048	2	GROMMET						
	4	1	298-4050	1	GUARD						
	5	1	003-2143	1	ELBOW-PIPE						
E	6	1	298-4049		TUBE (36-CM)						

E-ORDER BY CENTIMETER



GRAPHIC #1

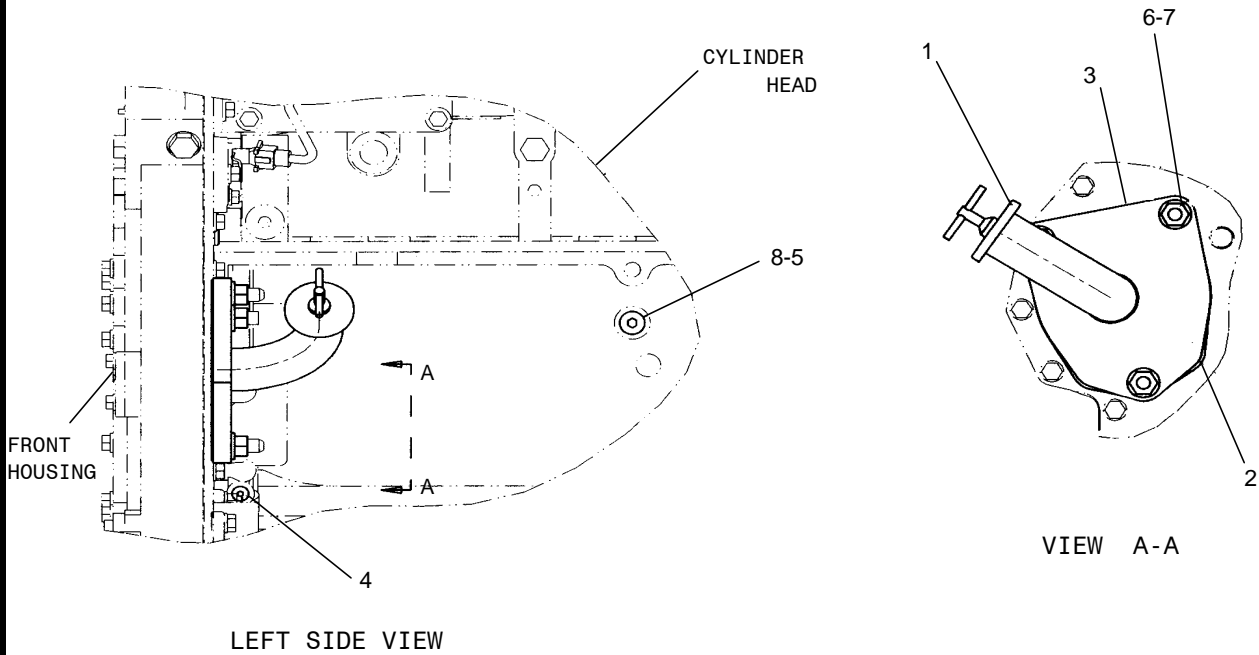
LUBRICATION SYSTEM

245-2066 FILLER GP-OIL(LEFT FRONT)

S/N: JZB00126-UP

PART OF 277-9899 ENGINE AR-COMPLETE

NOTE	REF NO	GRAPHIC REF	PART NUMBER	QTY	PART NAME						SEE PAGE
					1	2	3	4	5	6 (PRODUCT LEVEL)	
	1	1	5L-2952	1	CAP AS						
	2	1	129-2181	1	SEAL						
	3	1	271-8575	1	TUBE AS-FILL						
	4	1	183-3409	1	PLUG AS-STOR						
			9S-8002	1	PLUG						
			033-5853	1	SEAL-O-RING						
	5	1	6V-6609	1	SEAL-O-RING						
	6	1	1F-7958	3	NUT-FULL 1/2-13						
	7	1	5P-8245	3	WASHER-HARD						
	8	1	9S-8005	1	PLUG-O-RING 3/4-16						



GRAPHIC #1

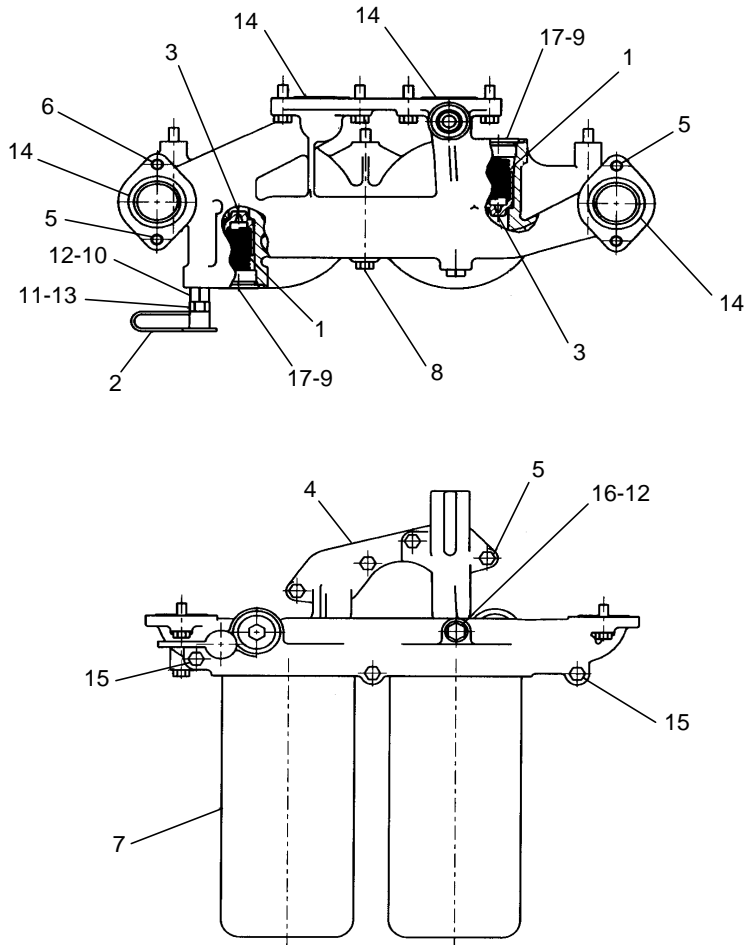
LUBRICATION SYSTEM

241-4187 FILTER GP-OIL(B)

S/N: JZB00126-UP

PART OF 277-9899 ENGINE AR-COMPLETE

NOTE	REF NO	GRAPHIC REF	PART NUMBER	QTY	PART NAME						SEE PAGE
					1	2	3	4	5	6 (PRODUCT LEVEL)	
	1	1	4N-8150	2	SPRING						
	2	1	8C-3445	1	CAP-DUST						
	3	1	9M-0853	2	PLUNGER						
	4	1	172-6059	1	BASE AS-OIL FILTER						
			2P-4304	2	STUD						
	5	1	0S-1588	7	BOLT 3/8-16						
	6	1	0S-1619	1	BOLT 3/8-16						
	7	1	1R-0716	2	FILTER AS-OIL 1 1/2-16						
	8	1	5F-4899	1	BOLT 3/8-16						
	9	1	5P-7701	2	SEAL-O-RING						
	10	1	5P-9617	1	ADAPTER-STR THD 9/16-18						
	11	1	6V-5048	1	SEAL-O-RING						
	12	1	6V-5049	2	SEAL-O-RING						
	13	1	8C-3446	1	VALVE-SAMPLING						
	14	1	8C-5230	4	SEAL-O-RING						
	15	1	8S-9191	2	BOLT 3/8-16						
	16	1	9S-4191	1	PLUG-STO 9/16-18						
	17	1	9S-9334	2	PLUG 1 5/16-12						



GRAPHIC #1

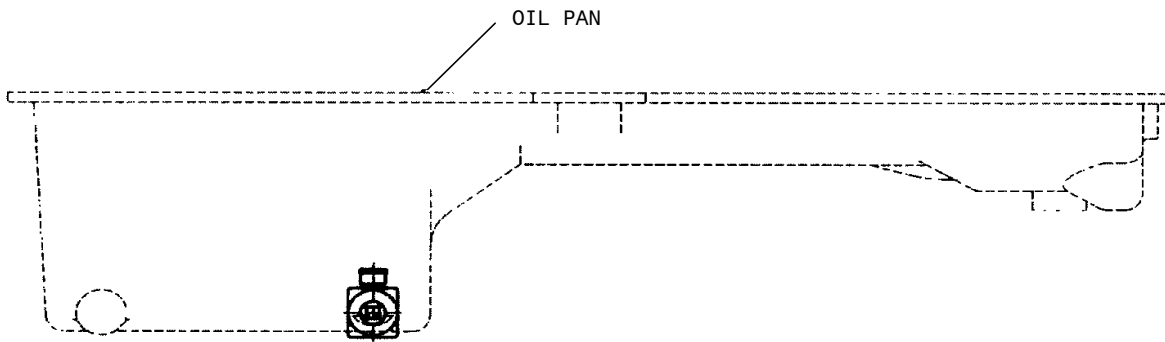
LUBRICATION SYSTEM

267-1704 LINES GP-DRAIN(OIL)

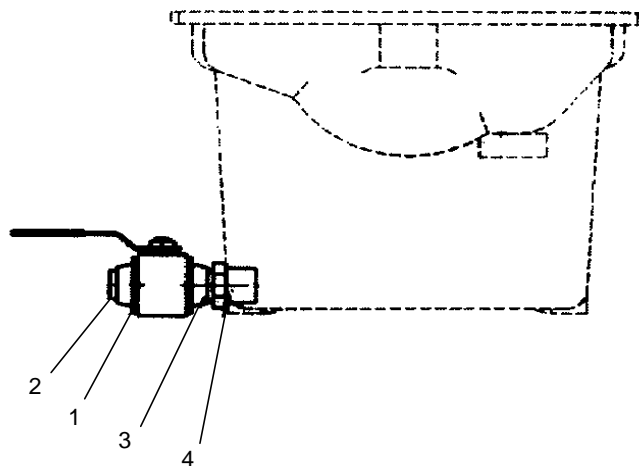
S/N: JZB00126-UP

PART OF 277-9899 ENGINE AR-COMPLETE

NOTE	REF NO	GRAPHIC REF	PART NUMBER	QTY	PART NAME						SEE PAGE
					1	2	3	4	5	6 (PRODUCT LEVEL)	
	1	1	267-1703	1	VALVE						
	2	1	1B-5174	1	PLUG-PIPE						
	3	1	3B-7745	2	NIPPLE						
	4	1	6B-9081	1	BUSHING-REDUCING						



RIGHT SIDE VIEW



GRAPHIC #1

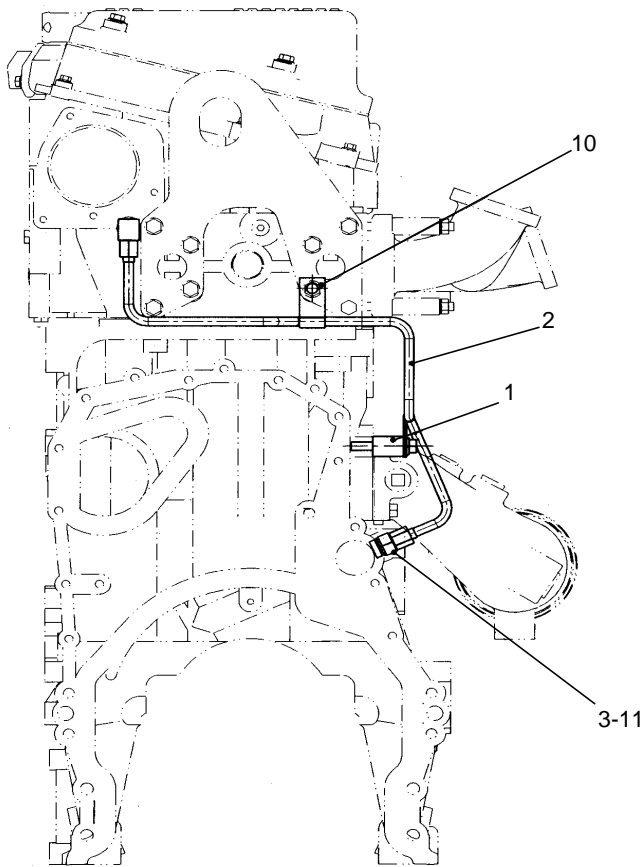
LUBRICATION SYSTEM

245-2065 LINES GP-OIL

S/N: JZB00126-UP

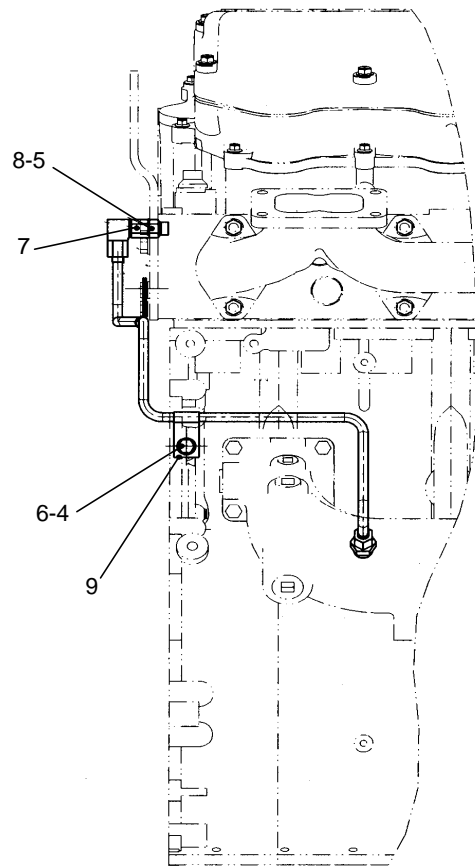
PART OF 277-9899 ENGINE AR-COMPLETE

NOTE	REF NO	GRAPHIC REF	PART NUMBER	QTY	PART NAME						SEE PAGE
					1	2	3	4	5	6 (PRODUCT LEVEL)	
	1	1	4T-6149	1	SPACER						
	2	1	245-2634	1	TUBE AS						
			3R-4437	2	NUT						
			3R-4463	2	SLEEVE						
	3	1	030-8188	1	CONNECTOR-FLARED						
	4	1	0S-1590	1	BOLT 3/8-16						
	5	1	2R-6806	1	CONNECTOR						
	6	1	5M-2894	1	WASHER-HARD						
	7	1	6K-9194	1	ELBOW						
	8	1	6V-5049	1	SEAL-O-RING						
	9	1	7B-1597	1	CLIP-LOOP						
	10	1	7M-2220	1	CLIP						
	11	1	8L-2786	1	SEAL-O-RING						



GRAPHIC #1

REAR VIEW



RIGHT SIDE VIEW

LUBRICATION SYSTEM

210-0783 LINES GP-TURBO OIL

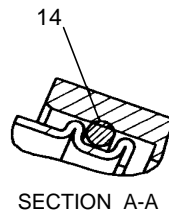
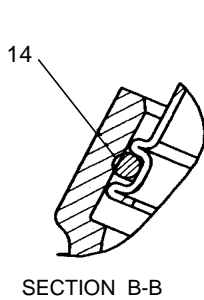
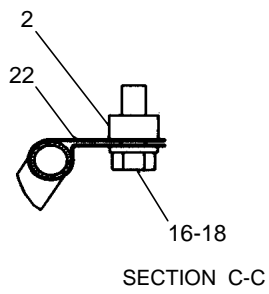
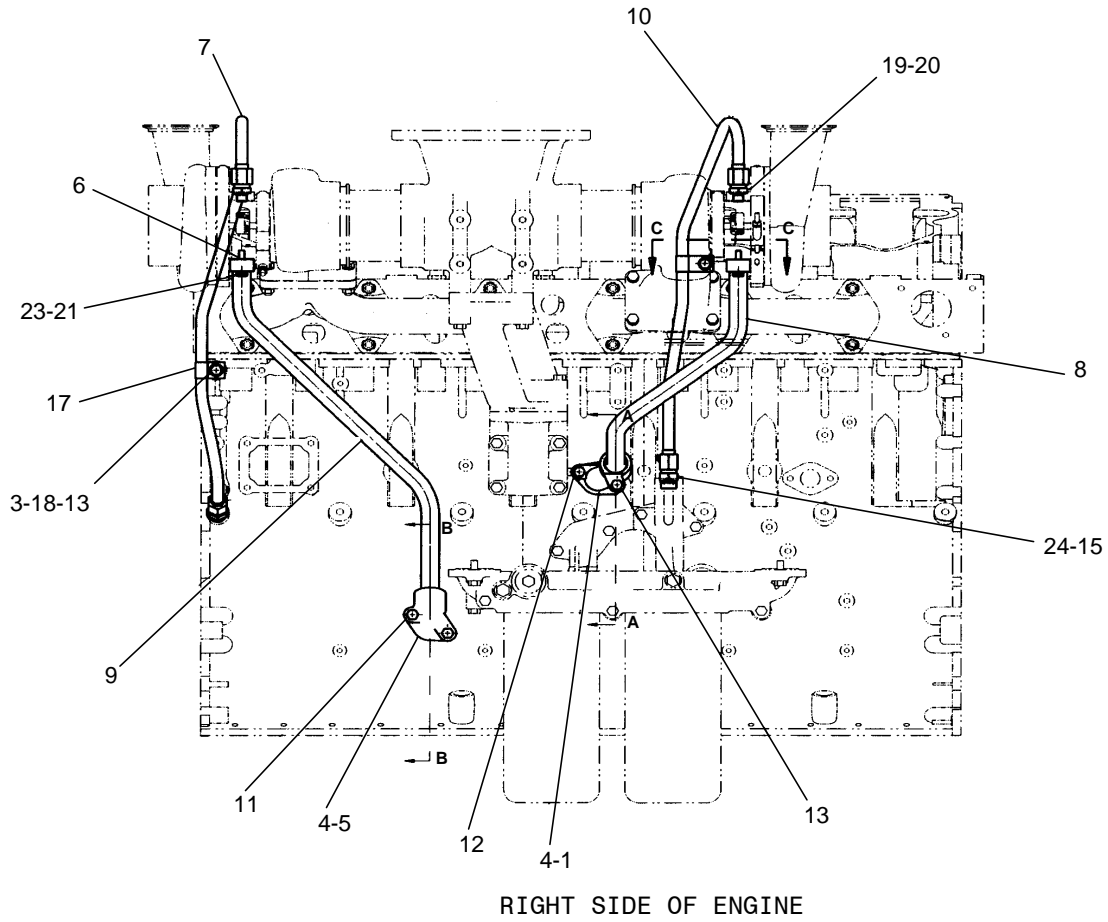
S/N: JZB00126-UP

PART OF 277-9899 ENGINE AR-COMPLETE

NOTE	REF NO	GRAPHIC REF	PART NUMBER	QTY	PART NAME						SEE PAGE
					1	2	3	4	5	6 (PRODUCT LEVEL)	
	1	1	4N-2040	1	ELBOW-DRAIN						
	2	1	091-0081	1	SPACER						
	3	1	108-3612	1	SPACER						
	4	1	160-7037	2	SEAL-INTEGRAL						
	5	1	189-0139	1	ELBOW						
	6	1	197-8419	2	GASKET						
	7	1	232-1824	1	TUBE AS						
	8	1	232-1825	1	TUBE AS						
	9	1	232-1826	1	TUBE AS						
	10	1	244-5685	1	TUBE AS						
	11	1	0L-1143	2	BOLT 3/8-16						
	12	1	0S-1571	1	BOLT 3/8-16						
	13	1	0S-1619	2	BOLT 3/8-16						
	14	1	112-3540	2	SEAL-O-RING						
	15	1	136-7227	2	SEAL-O-RING						
	16	1	8T-2502	1	BOLT 3/8-16						
	17	1	4B-9302	1	CLIP-LOOP						
	18	1	8T-4896	2	WASHER-HARD						
	19	1	6V-4362	2	CONNECTOR-O-RING						
	20	1	6V-5049	2	SEAL-O-RING						
	21	1	6V-5218	4	BOLT M8X1.25						
	22	1	8F-8513	1	CLIP-LOOP						
	23	1	9M-1974	4	WASHER-HARD						
	24	1	9M-4584	2	CONNECTOR-FLARED						

FUEL SYSTEM

210-0783 LINES GP-TURBO OIL (contd.)



GRAPHIC #1

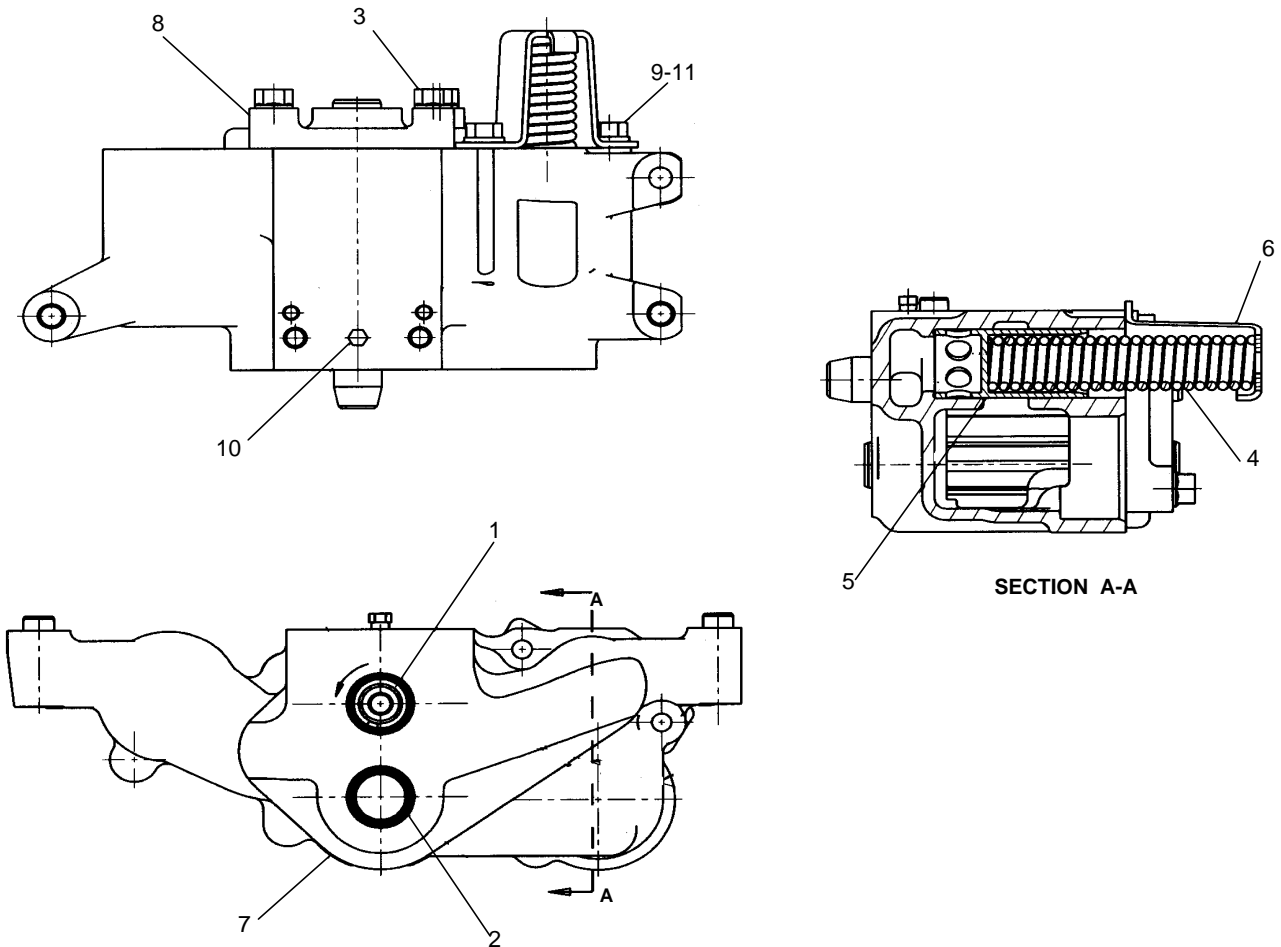
LUBRICATION SYSTEM

161-4113 PUMP GP-ENGINE OIL(ONE SECTION GEAR)

S/N: JZB00126-UP
PART OF 243-2397 ENGINE AR-CORE

NOTE	REF NO	GRAPHIC REF	PART NUMBER	QTY	PART NAME						SEE PAGE
					1	2	3	4	5	6 (PRODUCT LEVEL)	
	1	1	1W-7238	1	SHAFT AS						
	2	1	1W-7239	1	SHAFT AS-IDLER						
	3	1	2P-3205	4	BOLT 3/8-16						
	4	1	2S-2760	1	SPRING						
	5	1	6N-1931	1	PLUNGER-RELIEF						
	6	1	9Y-1792	1	RETAINER						
Y	7	1	236-9918	1	BODY AS-OIL PUMP						125
Y	8	1	127-6356	1	COVER AS						126
	9	1	1M-0644	2	BOLT 3/8-16						
	10	1	2S-7905	1	PLUG-PIPE						
	11	1	5M-2894	2	WASHER-HARD						

Y-SEPARATE ILLUSTRATION



GRAPHIC #1

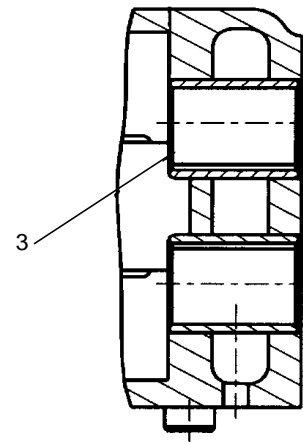
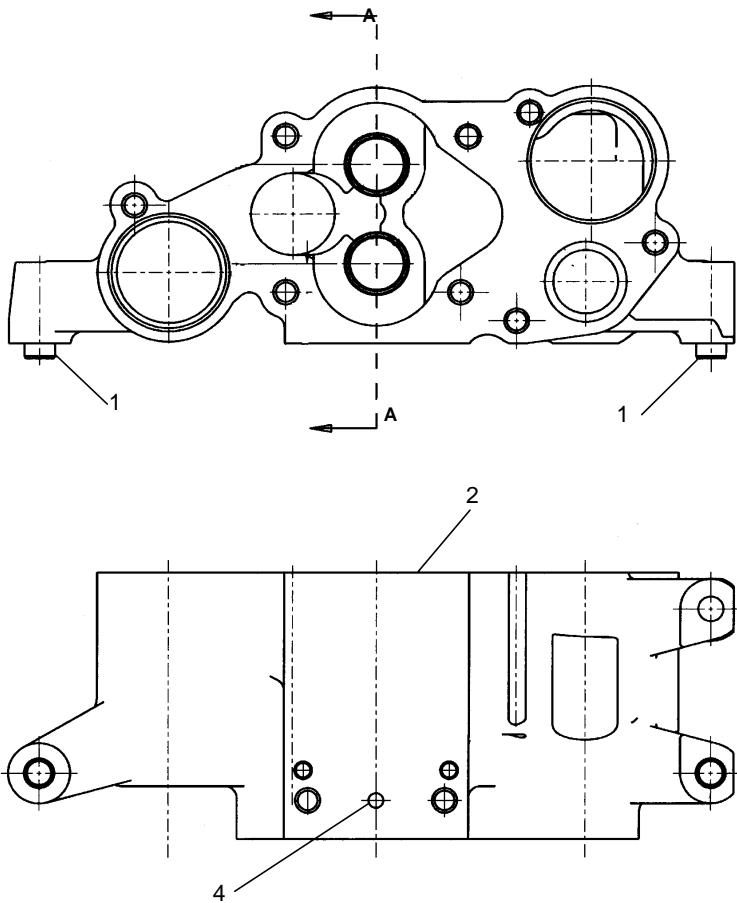
LUBRICATION SYSTEM

236-9918 BODY ASSEMBLY-OIL PUMP

S/N: JZB00126-UP

PART OF 161-4113 PUMP GP-ENGINE OIL(ONE SECTION GEAR)

NOTE	REF NO	GRAPHIC REF	PART NUMBER	QTY	PART NAME						SEE PAGE
					1	2	3	4	5	6 (PRODUCT LEVEL)	
	1	1	8M-8489	2	DOWEL						
	2	1	232-1606	1	BODY-OIL PUMP						
	3	1	7N-2156	2	BEARING-SLEEVE						
	4	1	2S-7905	2	PLUG - PIPE						



SECTION A-A

GRAPHIC #1

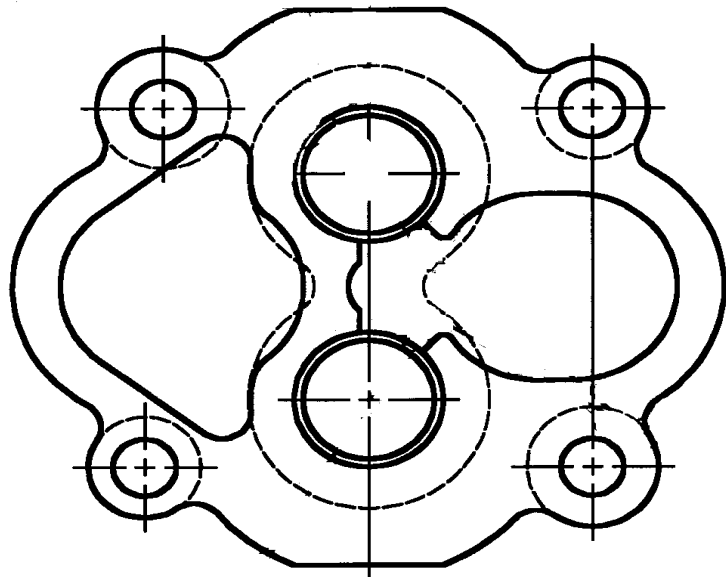
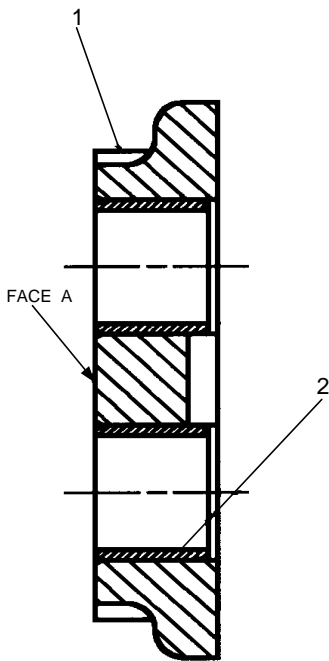
LUBRICATION SYSTEM

127-6356 COVER AS-OIL PUMP

S/N: JZB00126-UP

PART OF 161-4113 PUMP GP-ENGINE OIL(ONE SECTION GEAR)

NOTE	REF	GRAPHIC	PART NUMBER	QTY	PART NAME	SEE PAGE
	NO	REF				
	1	1	127-6356	1	COVER	
	2	1	8S-6511	2	BEARING	



GRAPHIC #1

COOLING SYSTEM

201-0824 LINES GP-WATER

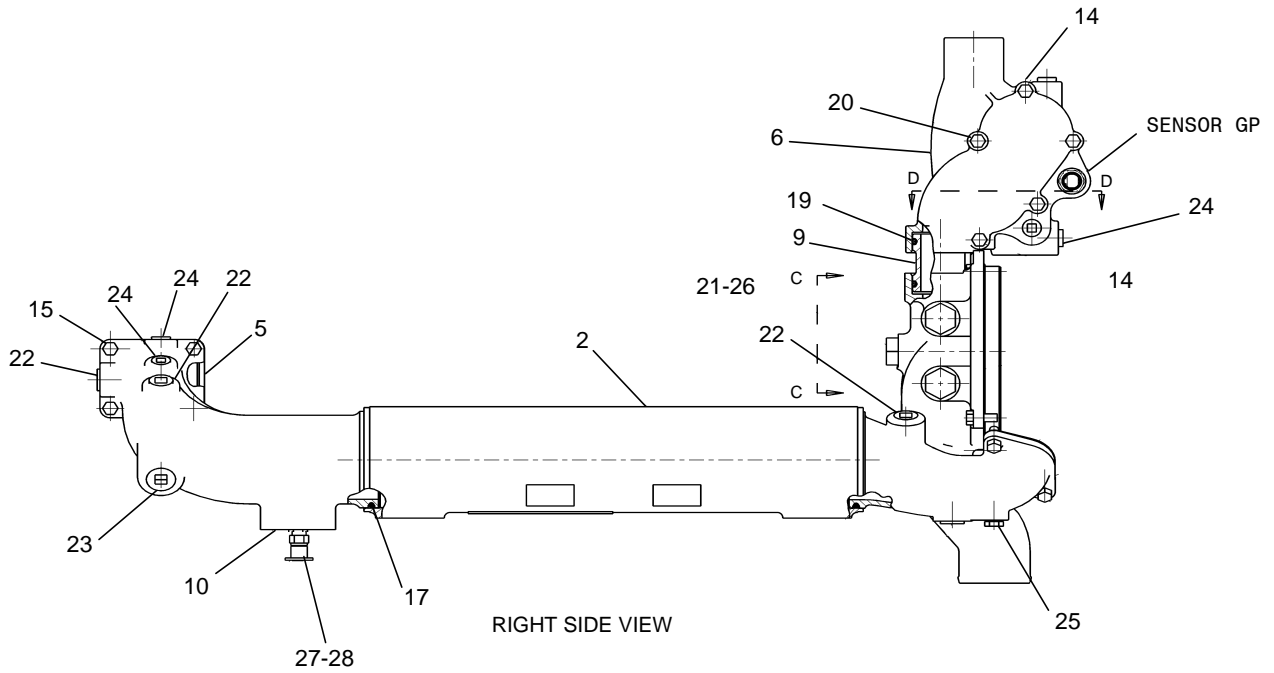
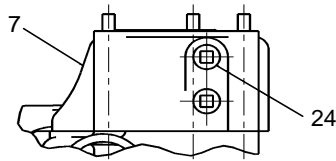
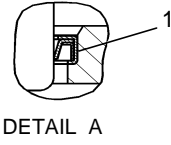
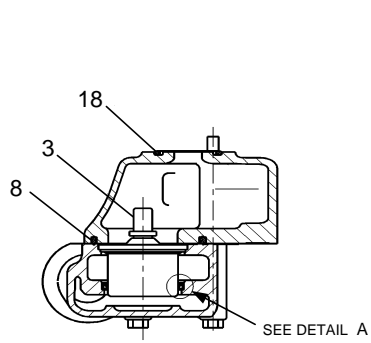
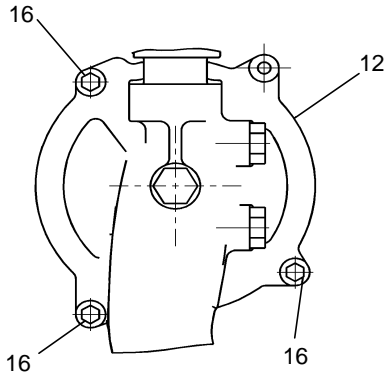
S/N: JZB00126-UP

PART OF 277-9899 ENGINE AR-COMPLETE

NOTE	REF NO	GRAPHIC REF	PART NUMBER	QTY	PART NAME						SEE PAGE
					1	2	3	4	5	6 (PRODUCT LEVEL)	
	1	1	3S-9643	2	SEAL						
	2	1	7C-0145	1	CORE AS-OIL CLR						
	3	1	247-7133	2	REGULATOR						
	4	1	125-0434	1	SEAL						
	5	1	126-4935	1	SEAL-INTEGRAL						
	6	1	162-8682	1	HOUSING-RGLT						
	7	1	162-8697	1	MANIFOLD-HOUSING						
	8	1	166-2340	1	SEAL						
	9	1	166-3501	1	PIPE						
	10	1	168-4854	1	BONNET-OUTLET						
	11	1	170-4860	1	BONNET-OIL CLR						
	12	1	196-4813	1	COVER-WATER PUMP						
	13	1	197-8006	1	SEAL-O-RING						
	14	1	0L-1352	2	BOLT 3/8-16						
	15	1	0S-1588	4	BOLT 3/8-16						
	16	1	0S-1594	5	BOLT 3/8-16						
	17	1	109-0077	2	SEAL-O-RING						
	18	1	167-4407	1	SEAL-O-RING						
	19	1	171-4358	2	SEAL-O-RING						
	20	1	4F-0411	3	BOLT 3/8-16						
	21	1	6V-5063	3	SEAL-O-RING						
	22	1	7X-7731	4	PLUG-PIPE						
	23	1	8T-6761	1	PLUG-PIPE						
	24	1	8T-6762	6	PLUG-PIPE						
	25	1	8T-6767	1	PLUG-PIPE						
	26	1	9S-4183	3	PLUG-O-RING 1 1/16-12						
	27	1	157-0670	1	CAP-DUST						
	28	1	154-9024	1	VALVE SAMPLING						

COOLING SYSTEM

201-0824 LINES GP-WATER (contd.)



GRAPHIC #1

MOUNTING SECTION

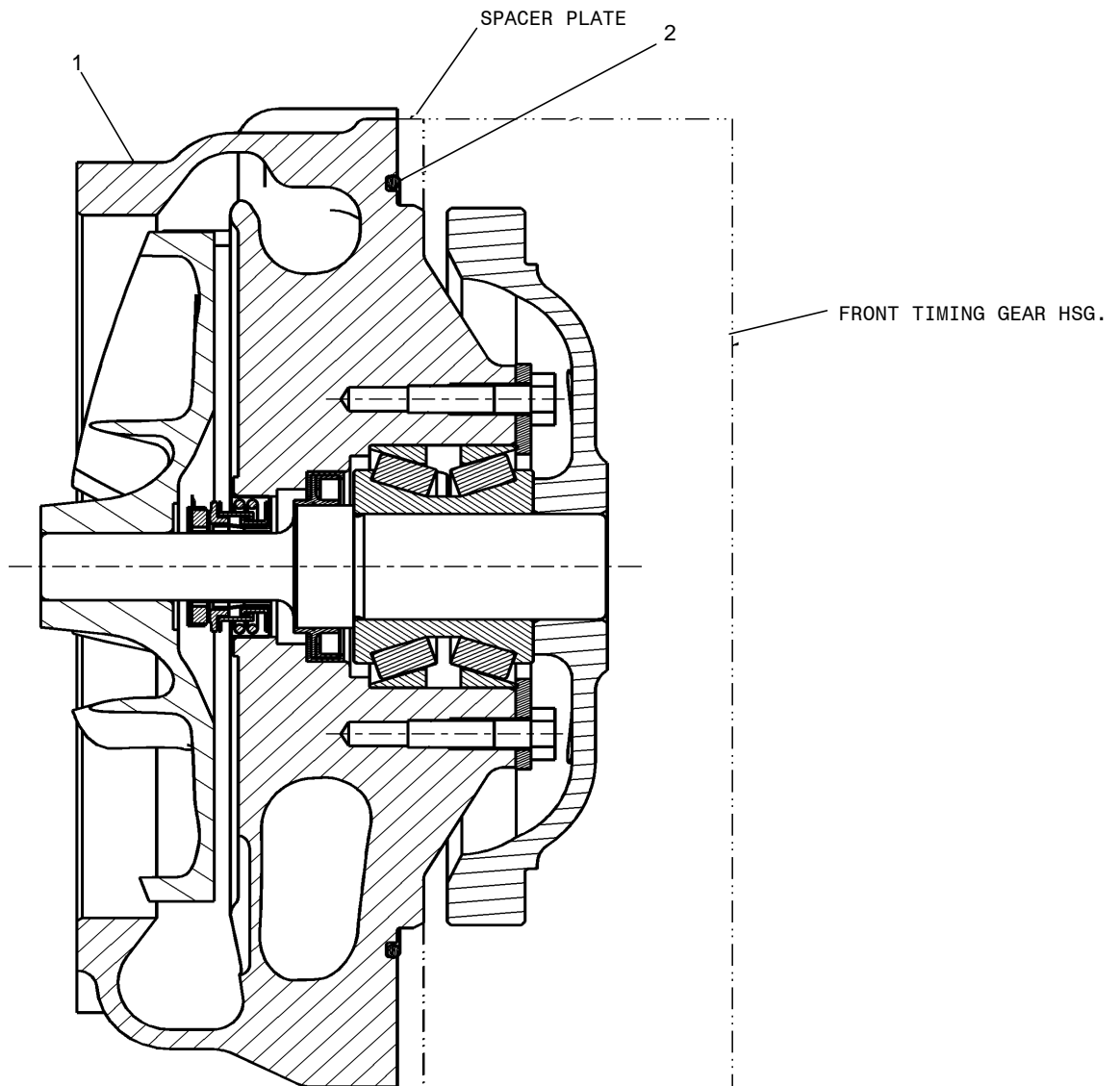
224-3239 PUMP GP-WATER

S/N: JZB00126-UP

PART OF 277-9899 ENGINE AR-COMPLETE

NOTE	REF	GRAPHIC	PART NUMBER	QTY	PART NAME	SEE
	NO	REF				
Y	1	1	280-7374	1	PUMP GP-WATER(BASIC)	130
	2	1	122-3772	1	SEAL-O-RING	

Y-SEPARATE ILLUSTRATION



GRAPHIC #1

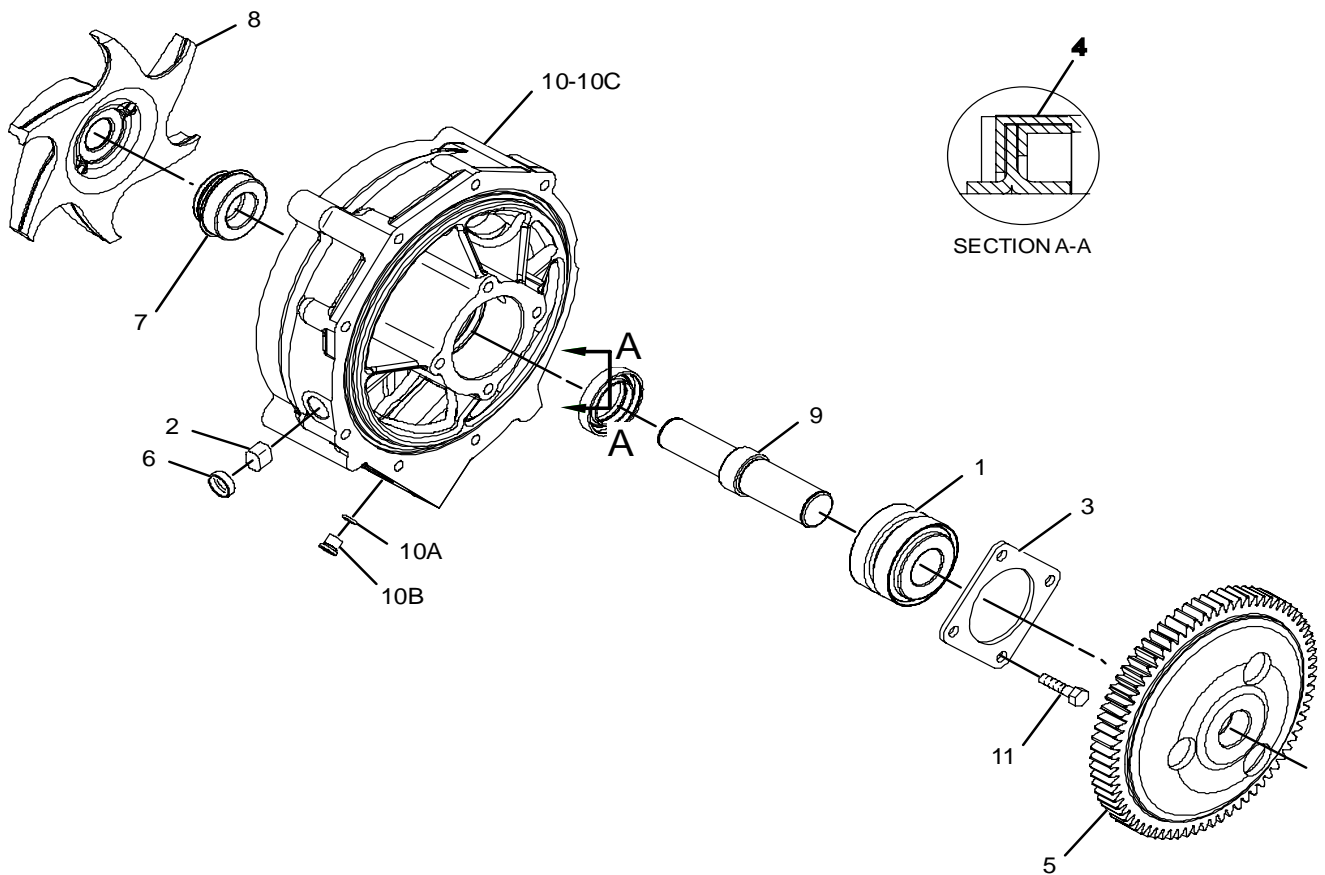
COOLING SYSTEM

280-7374 PUMP GP-WATER(BASIC)

S/N: JZB00126-UP

PART OF 224-3239 PUMP GP-WATER

NOTE	REF NO	GRAPHIC REF	PART NUMBER	QTY	PART NAME						SEE PAGE
					1	2	3	4	5	6 (PRODUCT LEVEL)	
	1	1	108-7930	1	BEARING AS						
	2	1	111-2721	1	FILTER						
	3	1	276-4756	1	SEAL GP						
	4	1	136-1107	1	RETAINER						
	5	1	153-1256	1	SEAL						
	6	1	195-0319	1	GEAR-WATER PUMP						
	7	1	203-3831	1	PLUG-CUP						
	8	1	246-3130	1	SHAFT-WATER PUMP						
	9	1	246-3129	1	IMPELLER-PUMP						
	10	1	303-8698	1	HOUSING						
	11	1	1B-7182	4	BOLT (5/16-18)						



GRAPHIC #1

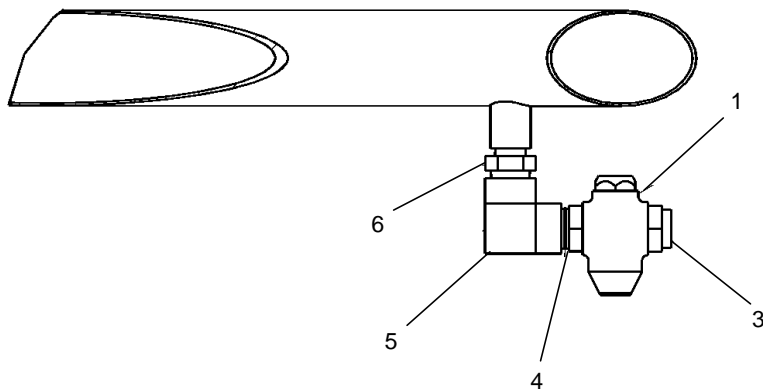
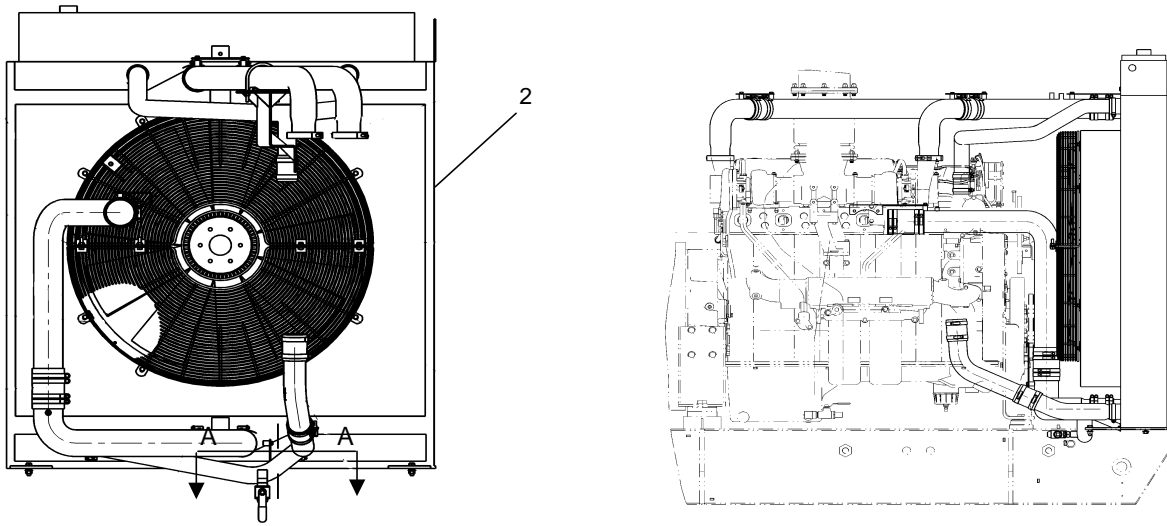
COOLING SYSTEM

260-8373 RADIATOR GP-G

AN ATTACHMENT

NOTE	REF NO	GRAPHIC REF	PART NUMBER	QTY	PART NAME						SEE PAGE
					1	2	3	4	5	6 (PRODUCT LEVEL)	
	1	1	9B-4202	1	COCK						
Y	2	1	214-0588	1	RADIATOR GP-AFTER COOLER						132
	3	1	1B-5174	1	PLUG-PIPE						
	4	1	3B-7745	1	NIPPLE-CLOSE						
	5	1	4B-5984	1	ELBOW						
	6	1	8C-6905	1	NIPPLE REDUCER						

Y-SEPARATE ILLUSTRATION



SECTION A-A

GRAPHIC #1

COOLING SYSTEM

214-0588 RADIATOR GP-AFTER COOLER

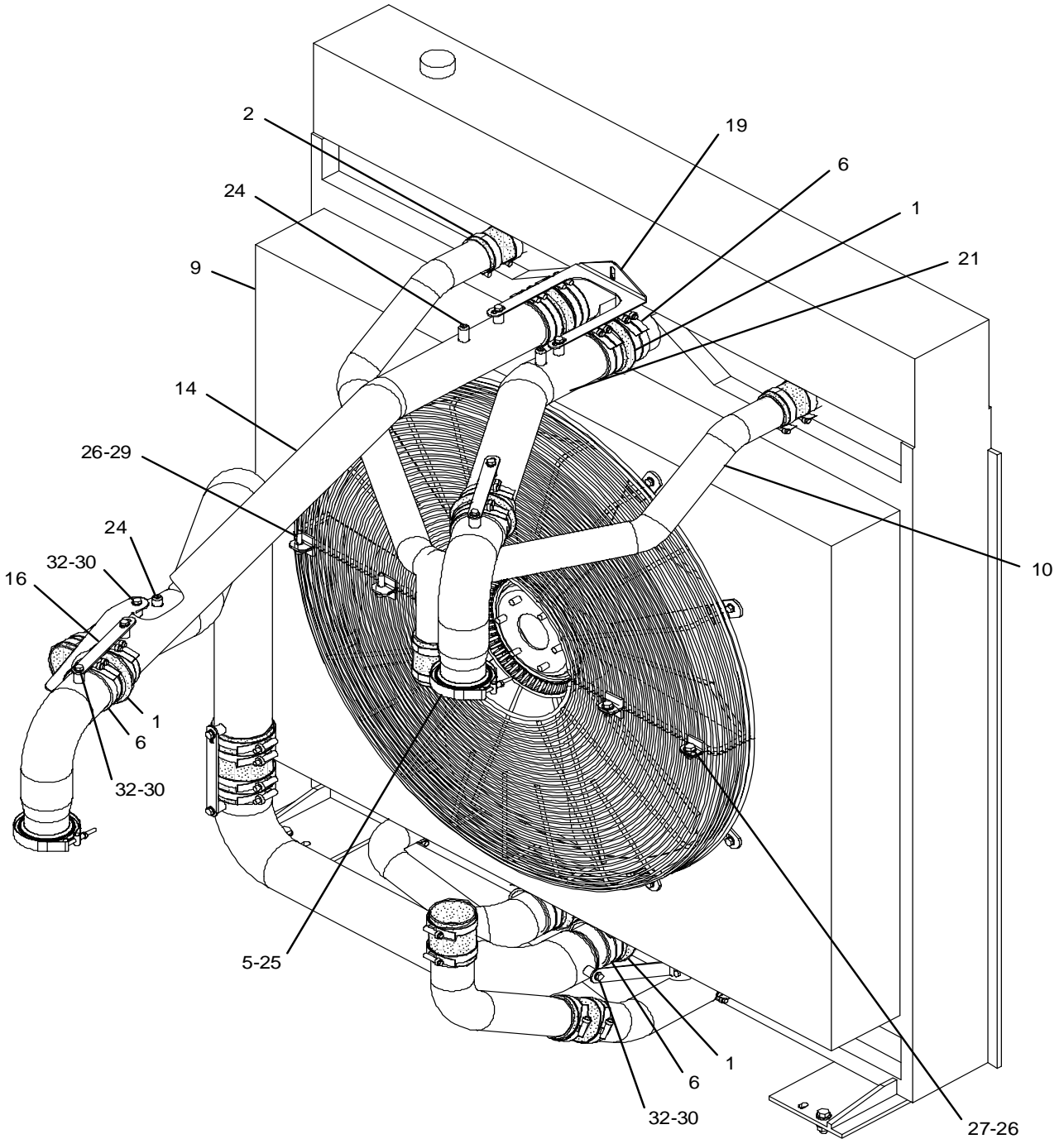
PART OF 260-8373 RADIATOR GP-G
AN ATTACHMENT

NOTE	REF NO	GRAPHIC REF	PART NUMBER	QTY	PART NAME						SEE PAGE
					1	2	3	4	5	6 (PRODUCT LEVEL)	
	1	1	8N-2807	6	HOSE						
	2	1	8T-4984	6	CLAMP-HOSE						
	3	2	8T-4985	4	CLAMP-HOSE						
	4	2	9X-2201	8	CLAMP-HOSE						
	5	1	127-0929	2	CLAMP						
					(EACH INCLUDES)						
		1	8T-0122	1	NUT-FULL (1/4-28-THD)						
	6	2	131-6143	24	CLAMP-HOSE						
	7	2	208-8464	1	GUARD AS-FAN						
	7A	2	8T-4133	2	NUT (M10X1.5-THD)						
	8	2	212-4066	1	TUBE AS						
	9	1	212-4356	1	TUBE AS						
	10	1	212-4801	1	TUBE AS						
Y	11	2	214-0512	1	RADIATOR GP-BASIC						135
Y	12	2	218-4698	1	FAN GP-BLOWER						137
	13	2	230-3396	2	HOSE						
	14	1	233-9253	1	TUBE AS						
	15	2	248-6502	2	TUBE AS						
	16	1	248-7330	3	STRAP						
	17	2	248-7376	1	STRAP						
	18	2	250-2975	1	BRACKET AS						
	19	1	261-0951	1	BRACKET						
	20	2	208-9636	1	GUARD AS-FAN						
M	20A	2	8T-4133	3	NUT (M10X1.5-THD)						
	21	1	250-7177	1	TUBE AS						
	22	2	261-0297	1	TUBE AS						
	23	2	261-0317	1	TUBE						
	24	1	7F-9504	3	PLUG-PIPE						
	25	1	8C-3089	2	SEAL-O-RING						
	26	1	8T-4121	4	WASHER HARD (11X21X2.5-MM THK)						
	27	1	8T-4137	2	BOLT (M10X1.5X20-MM)						
	28	2	8T-4183	4	BOLT (M12X1.75X40-MM)						
	29	1	8T-4186	2	BOLT (M10X1.5X40-MM)						
	30	1	8T-4189	11	BOLT (M8X1.25X20-MM)						
	31	2	8T-4223	6	WASHER HARD (13.5X25.5X3-MM THK)						
	32	1	8T-4244	19	WASHER-HARD (8.8X16X2-MM THK)						
	33	2	8T-4244	2	NUT (M12X1.75-THD)						
	34	2	8T-7547	8	BOLT (M8X1.25X30-MM)						
E	35	2	5P-1262		HOSE (10-CM)						
E	36	2	5P-1265		HOSE (20-CM)						

E-ORDER BY THE CENTIMETER
M-METRIC PART
Y-SEPARATE ILLUSTRATION

COOLING SYSTEM

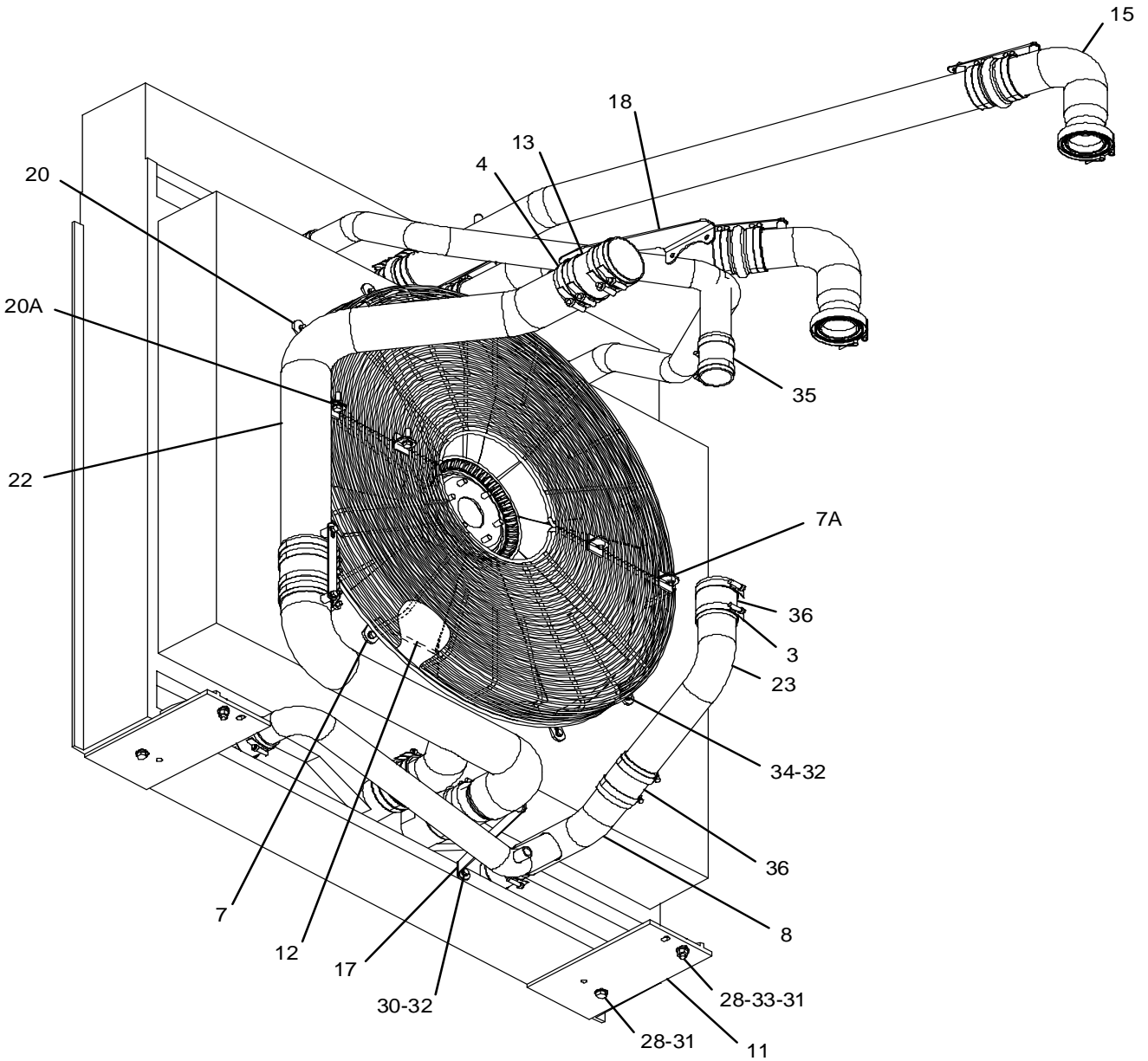
214-0588 RADIATOR GP-AFTER COOLER (Contd.)



GRAPHIC #1

COOLING SYSTEM

214-0588 RADIATOR GP-AFTER COOLER (Contd.)



GRAPHIC #1

COOLING SYSTEM

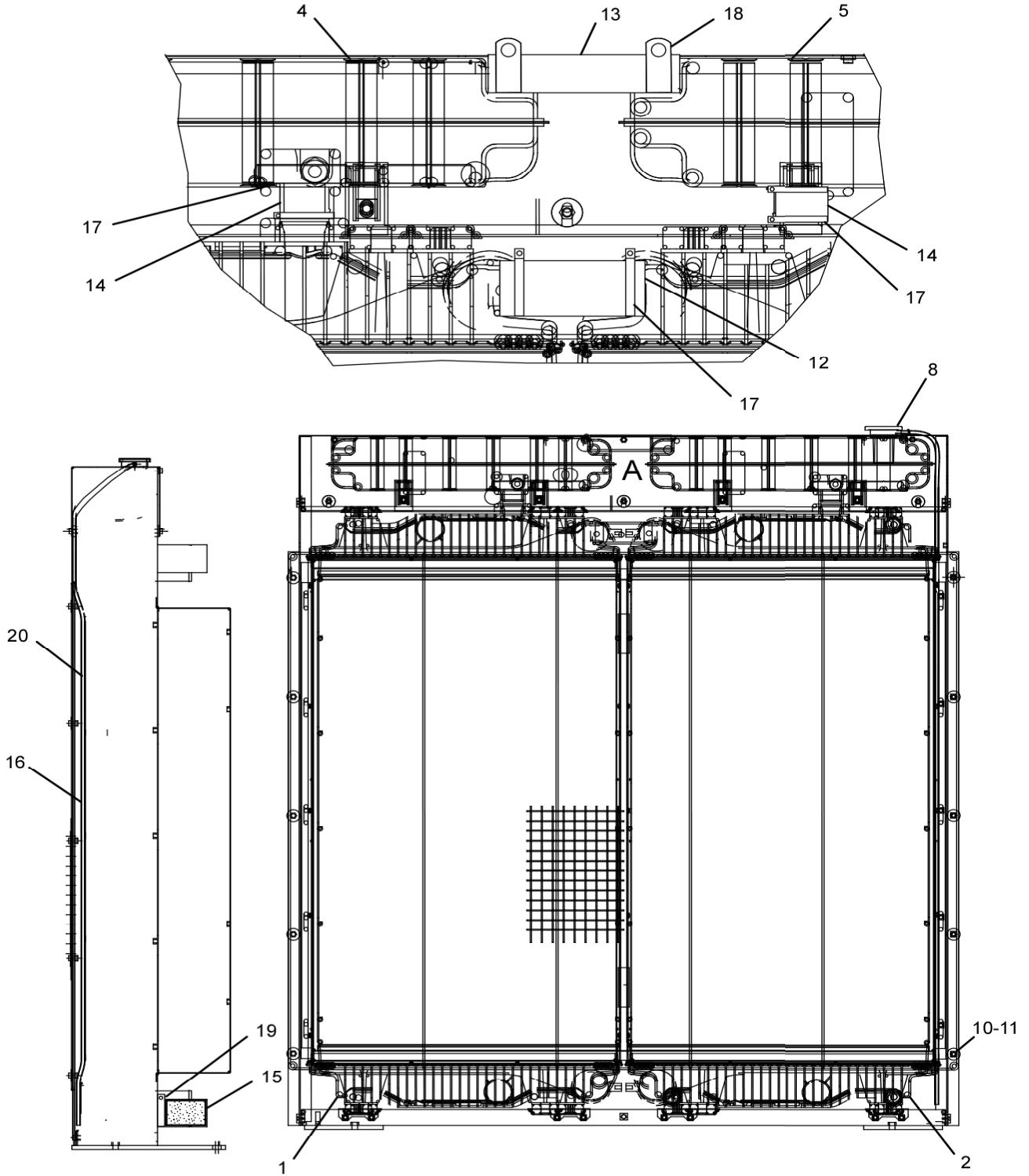
214-0512 RADIATOR GP-BASIC PART OF 214-0588 RADIATOR GP-AFTER COOLER AN ATTACHMENT

NOTE	REF NO	GRAPHIC REF	PART NUMBER	QTY	PART NAME						SEE PAGE
					1	2	3	4	5	6 (PRODUCT LEVEL)	
	1	1	250-4452	1	RADITOR AS						
	2	1	250-4453	2	RADITOR AS						
	3	2	250-4454	2	AFTERCOOLER						
	4	1	250-4455	1	TANK-RADIATOR (RH)						
	5	1	250-4464	1	TANK-RADIATOR (LH)						
	6	2	221-1713	16	BUSHING-WASHER						
	7	2	250-4456	8	WASHER						
	8	1	197-9216	1	CAP-RADIATOR						
M	10	1	8T-4200	36	BOLT (M8X1.25X16-MM)						
	11	1	250-4465	6	WASHER						
	12	1	250-4460	1	HOSE						
	13	1	250-4461	1	HOSE						
	14	1	221-1719	2	HOSE						
E	15	1	5P-1262		HOSE (48-CM)						
D	16	1	5P-5991		HOSE (1.9-M)						
	17	1	180-3007	6	CLAMP-HOSE						
	18	1	250-4462	2	CLAMP-HOSE						
	19	1	8T-4984	4	CLAMP-HOSE						
	20	1	221-1653	3	CLIP						
F		1	250-4457	2	STARP-FOAM						

D-ORDER BY THE METER
E-ORDER BY THE CENTIMETER
F-NOT SHOWN
M-METRIC PART

COOLING SYSTEM

214-0512 RADIATOR GP-BASIC (Contd.)



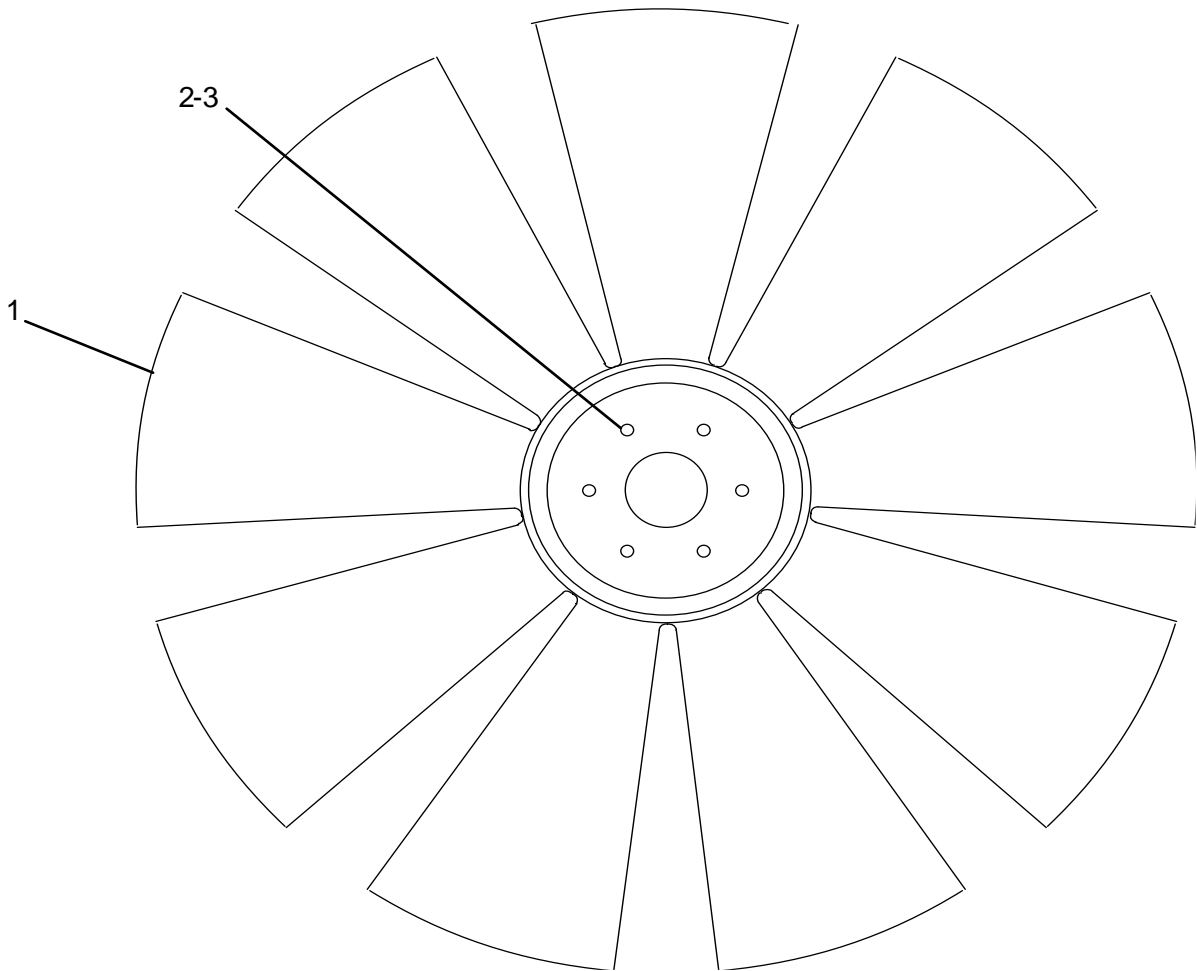
GRAPHIC #1

COOLING SYSTEM

218-4698 FAN GP-BLOWER

AN ATTACHMENT

NOTE	REF NO	GRAPHIC REF	PART NUMBER	QTY	PART NAME						SEE PAGE
					1	2	3	4	5	6 (PRODUCT LEVEL)	
	1		217-6022	1	SPIDER AS-FAN(9 BLADES)						
	2		5P-2228	2	BOLT (1/2-13X1-IN)						
	3		8T-4223	2	WASHER-HARD (13.5X25.5X3-MM THK)						

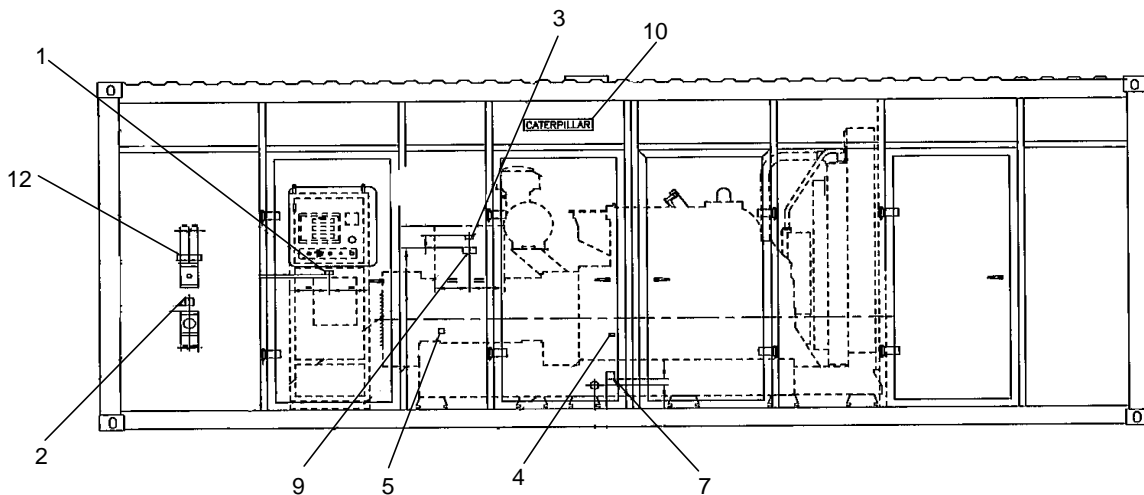
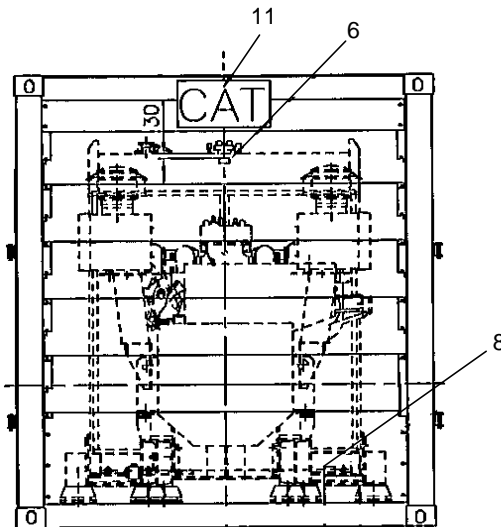


MOUNTING SECTION

298-4968 FILM GP

AN ATTACHMENT

NOTE	REF NO	GRAPHIC REF	PART NUMBER	QTY	PART NAME						SEE PAGE
					1	2	3	4	5	6 (PRODUCT LEVEL)	
	1	1	222-7944	1	FILM-WARNING						
	2	1	142-7543	2	FILM-FUEL FILL						
	3	1	222-7945	1	FILM-WARNING SHOCK						
	4	1	142-7548	1	FILM INFORMATION						
	5	1	228-4798	3	FILM GROUND						
	6	1	225-4257	1	FILM-WARNING HOT FLUID						
	7	1	144-0875	1	FILM INFORMATION						
	8	1	144-0876	1	FILM INFORMATION						
	9	1	229-5048	1	FILM DANGER						
	10	1	142-7555	2	FILM TRADE MARK						
	11	1	231-0531	2	FILM CAT						
	12	1	298-4967	2	FILM-WARNING						



GRAPHIC #1

ENCLOSURE SECTION

298-3482 CONTAINER GP

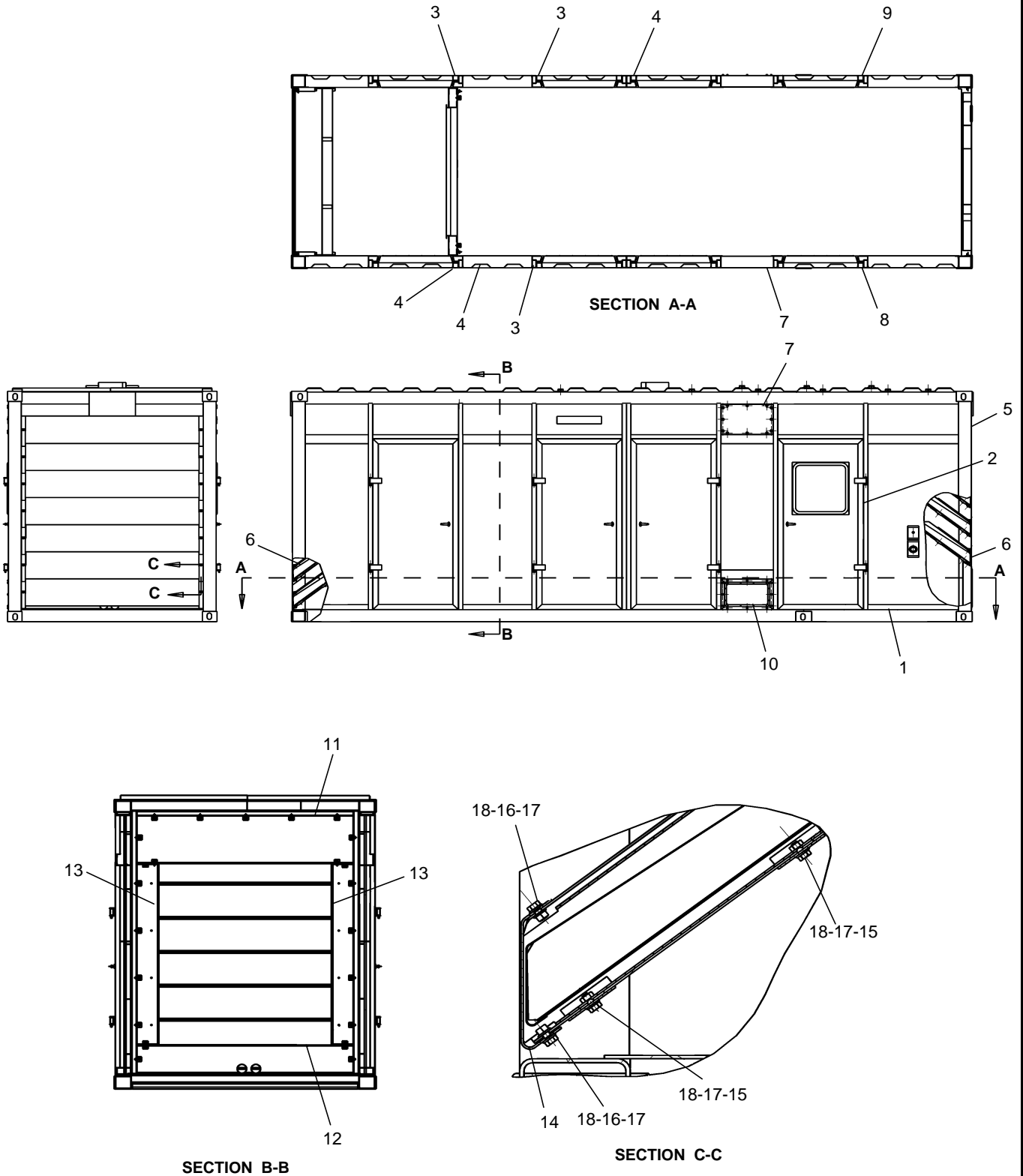
AN ATTACHMENT

NOTE	REF NO	GRAPHIC REF	PART NUMBER	QTY	PART NAME						SEE PAGE
					1	2	3	4	5	6 (PRODUCT LEVEL)	
Y	1	1	262-4652	1	LIGHTING GP						141
Y	2	1	298-3470	1	CONTAINER AS						142
Y	3	1	298-3473	3	DOOR AS-RH						143
Y	4	1	298-3474	3	DOOR AS-LH						145
	5	1	298-3480	1	COVER AS-TANK						
					(EACH INCLUDES)						
			298-3928	1	GLASS-WINDOW						
			298-3888	2	ARRESTER-INSULN						
			298-3887	2	INSULATION - SOUND						
			298-3929	125	RETAINER-GLASS						
	6	1	298-3487	12	LOUVER AS						
					(EACH INCLUDES)						
			6V-8224	4	NUT-WELD						
			298-3888	4	ARRESTER-INSULN						
			298-3887	2	INSULATION-SOUND						
Y	7	1	298-3488	3	COVER GP						147
Y	8	1	298-3933	1	DOOR AS - RH						148
Y	9	1	298-3934	1	DOOR AS - LH						150
Y	10	1	298-6318	1	COVER GP						152
Y	11	1	298-6355	1	PANEL GP-ENG FR						153
Y	12	1	298-6356	1	PANEL GP-ENG FR						154
Y	13	1	298-6357	2	PANEL GP-ENG FR						155
	14	1	298-6614	24	RETAINER-LOUVER						
	15	1	298-7701	48	CLAMP-LOUVER						
	16	1	2Y-5829	48	NUT						
	17	1	6V-5839	144	WASHER-HARD						
	18	1	6V-6317	96	BOLT						

Y-SEPARATE ILLUSTRATION

ENCLOSURE SECTION

298-3482 CONTAINER GP (Contd.)



GRAPHIC #1

ENCLOSURE SECTION

262-4652 LIGHTING GP

PART OF 298-3482 CONTAINER GP
AN ATTACHMENT

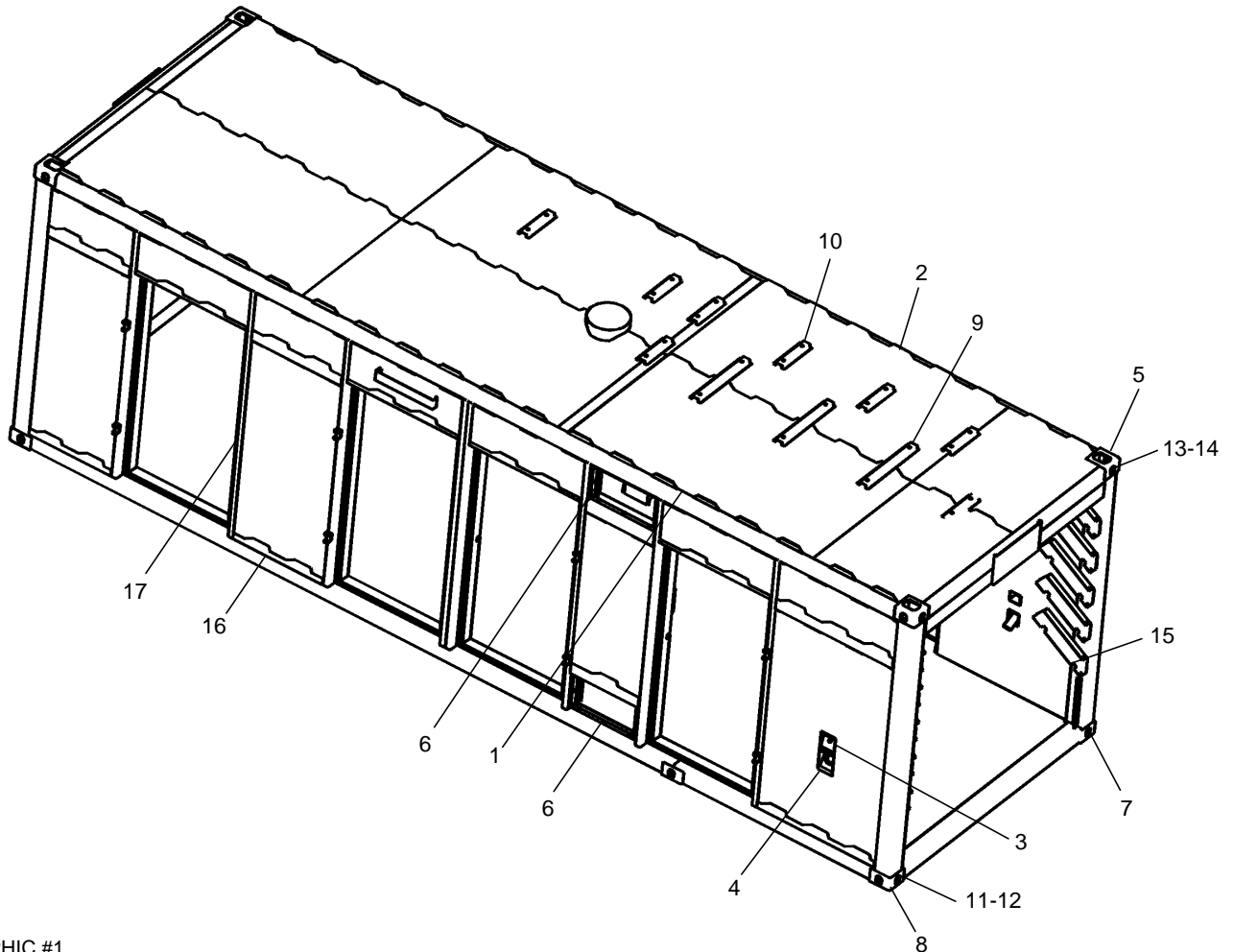
NOTE	REF NO	GRAPHIC REF	PART NUMBER	QTY	PART NAME						SEE PAGE
					1	2	3	4	5	6 (PRODUCT LEVEL)	
	1		262-4296	1	BREAKER GP						
			266-7394	1	BREAKER AS						
			266-7395	1	BOX						
	2		262-4668	2	LAMP						
	3		262-4669	2	LAMP GP						
					(EACH INCLUDES)						
			262-4670	1	BULB						
			266-7396	1	BODY						

ENCLOSURE SECTION

298-3470 CONTAINER ASSEMBLY

PART OF 298-3482 CONTAINER GP
AN ATTACHMENT

NOTE	REF NO	GRAPHIC REF	PART NUMBER	QTY	PART NAME						SEE PAGE	
					1	2	3	4	5	6 (PRODUCT LEVEL)		
	1	1	298-3471	4	FRAME	AS	-	DOOR				
	2	1	298-3472	4	FRAME	AS	-	DOOR				
	3	1	298-3475	2	COVER	AS	-	EMER				
	4	1	298-3479	2	COVER	AS	-	FILLER				
	5	1	298-3483	2	COVER	AS	-					
	6	1	299-2153	4	FRAME	AS	-					
	7	1	299-2154	1	TUBE	AS	-					
	8	1	299-2155	1	TUBE	AS	-					
	9	1	299-2156	3	RAIL	AS	-					
	10	1	299-2157	8	RAIL	AS	-					
	11	1	299-2163	2	CORNER	-	CASTG	-	RH			
	12	1	299-2164	2	CORNER	-	CASTG	-	LH			
	13	1	299-2165	2	CORNER	-	CASTG	-	RH			
	14	1	299-2166	2	CORNER	-	CASTG	-	LH			
	15	1	7Y-5256	6	NUT							
	16	1	298-3888	40	ARRESTOR	-	INSULN	(M)				
	17	1	298-3887	40	INSULATION	-	SOUND	(M)				



GRAPHIC #1

ENCLOSURE SECTION

298-3473 DOOR ASSEMBLY-RH

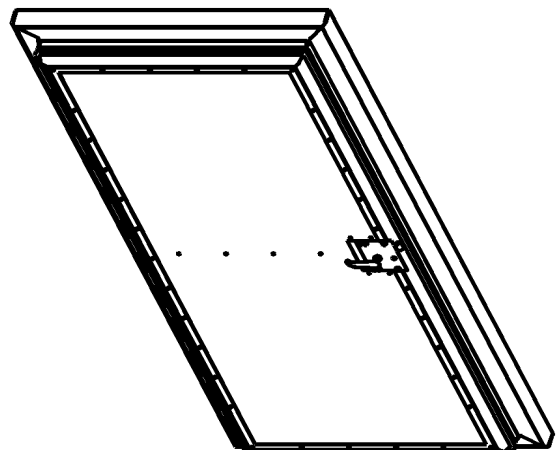
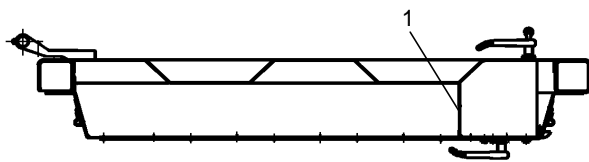
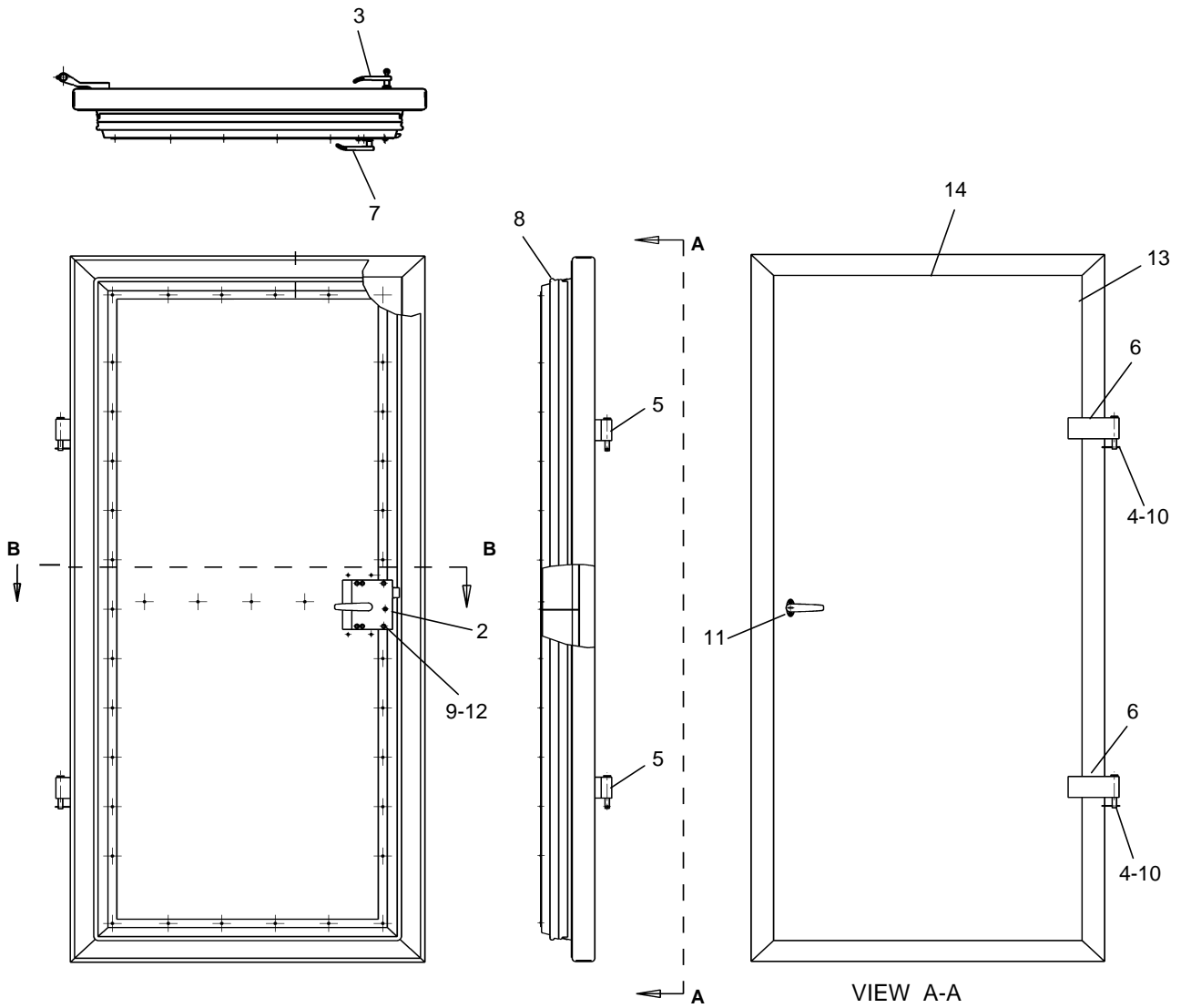
PART OF 298-3482 CONTAINER GP
AN ATTACHMENT

NOTE	REF NO	GRAPHIC REF	PART NUMBER	QTY	PART NAME						SEE PAGE	
					1	2	3	4	5	6 (PRODUCT LEVEL)		
	1	1	298-4470	1	BRACKET	AS						
	2	1	298-4471	1	LOCK	RH						
	3	1	298-4473	1	HANDLE	AS-KEY						
	4	1	298-4476	2	PIN	HINGE						
	5	1	298-4477	6	BUSH	HINGE						
	6	1	298-5132	2	BRACKET	HINGE						
	7	1	298-5133	1	HANDLE	DOOR						
E	8	1	298-3935		SEAL	(575-CM)						
	9	1	186-0815	6	BOLT	HEX HEAD						
	10	1	7J-5925	2	COTTER							
	11	1	8T-0387	2	SCREW	MACHINE						
	12	1	9X-8256	6	WASHER							
	13	1	298-3888	3	ARRESTOR	INSULN(M)						
	14	1	298-3887	3	INSULATION	SOUND(M)						

E-ORDER BY THE CENTIMETER

ENCLOSURE SECTION

298-3473 DOOR ASSY-RH(Contd.)



GRAPHIC #1

ENCLOSURE SECTION

298-3474 DOOR ASSEMBLY-LH

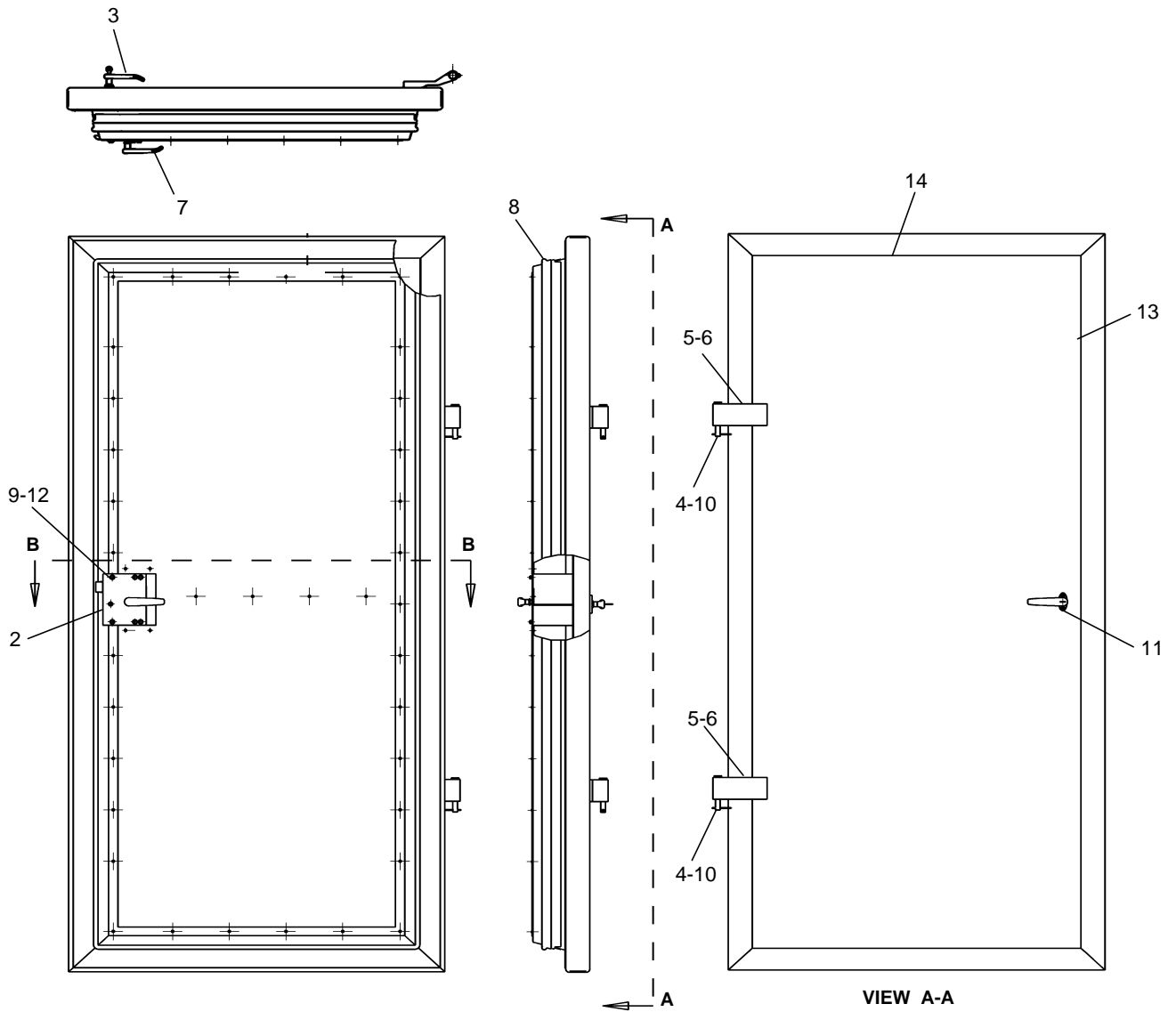
PART OF 298-3482 CONTAINER GP
AN ATTACHMENT

NOTE	REF NO	GRAPHIC REF	PART NUMBER	QTY	PART NAME						SEE PAGE
					1	2	3	4	5	6 (PRODUCT LEVEL)	
	1	1	298-4470	1	BRACKET AS						
	2	1	298-4472	1	LOCK - LH						
	3	1	298-4473	1	HANDLE AS - KEY						
	4	1	298-4476	2	PIN-HINGE						
	5	1	298-4477	6	BUSH-HINGE						
	6	1	298-5132	2	BRACKET- HINGE						
	7	1	298-5133	1	HANDLE - DOOR						
E	8	1	298-3935		SEAL (575-CM)						
	9	1	186-0815	6	BOLT-HEX HEAD						
	10	1	7J-5925	2	COTTER						
	11	1	8T-0387	2	SCREW-MACHINE						
	12	1	9X-8256	6	WASHER						
	13	1	298-3888	3	ARRESTOR-INSULN (M)						
	14	1	298-3887	3	INSULATION-SOUND (M)						

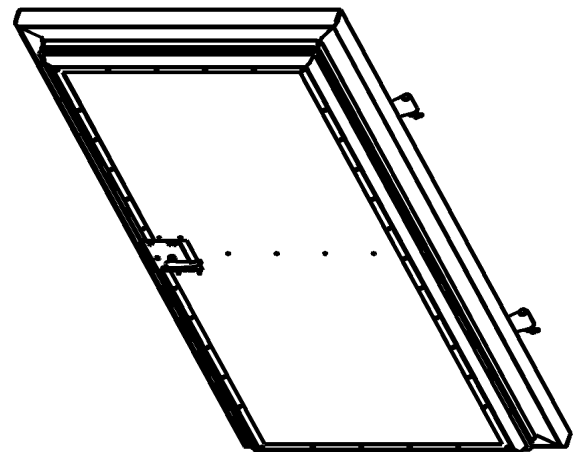
E-ORDER BY THE CENTIMETER

ENCLOSURE SECTION

298-3474 DOOR ASSY-LH (Contd.)



SECTION B-B

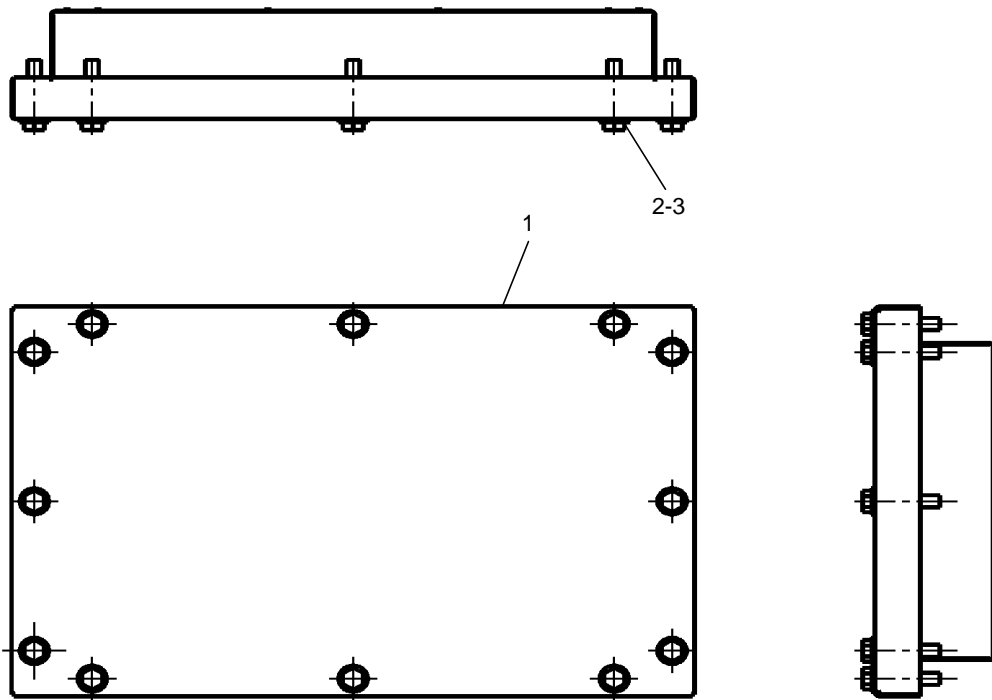


GRAPHIC #1

ENCLOSURE SECTION

298-3488 COVER GP PART OF 298-3482 CONTAINER GP AN ATTACHMENT

NOTE	REF NO	GRAPHIC REF	PART NUMBER	QTY	PART NAME						SEE PAGE
					1	2	3	4	5	6 (PRODUCT LEVEL)	
	1	1	298-6281	1	COVER AS						
	2	1	160-8749	12	BOLT-HEX HEAD						
	3	1	5P-8245	12	WASHER-HARD						



GRAPHIC #1

ENCLOSURE SECTION

298-3933 DOOR ASSEMBLY - RH (WINDOW)

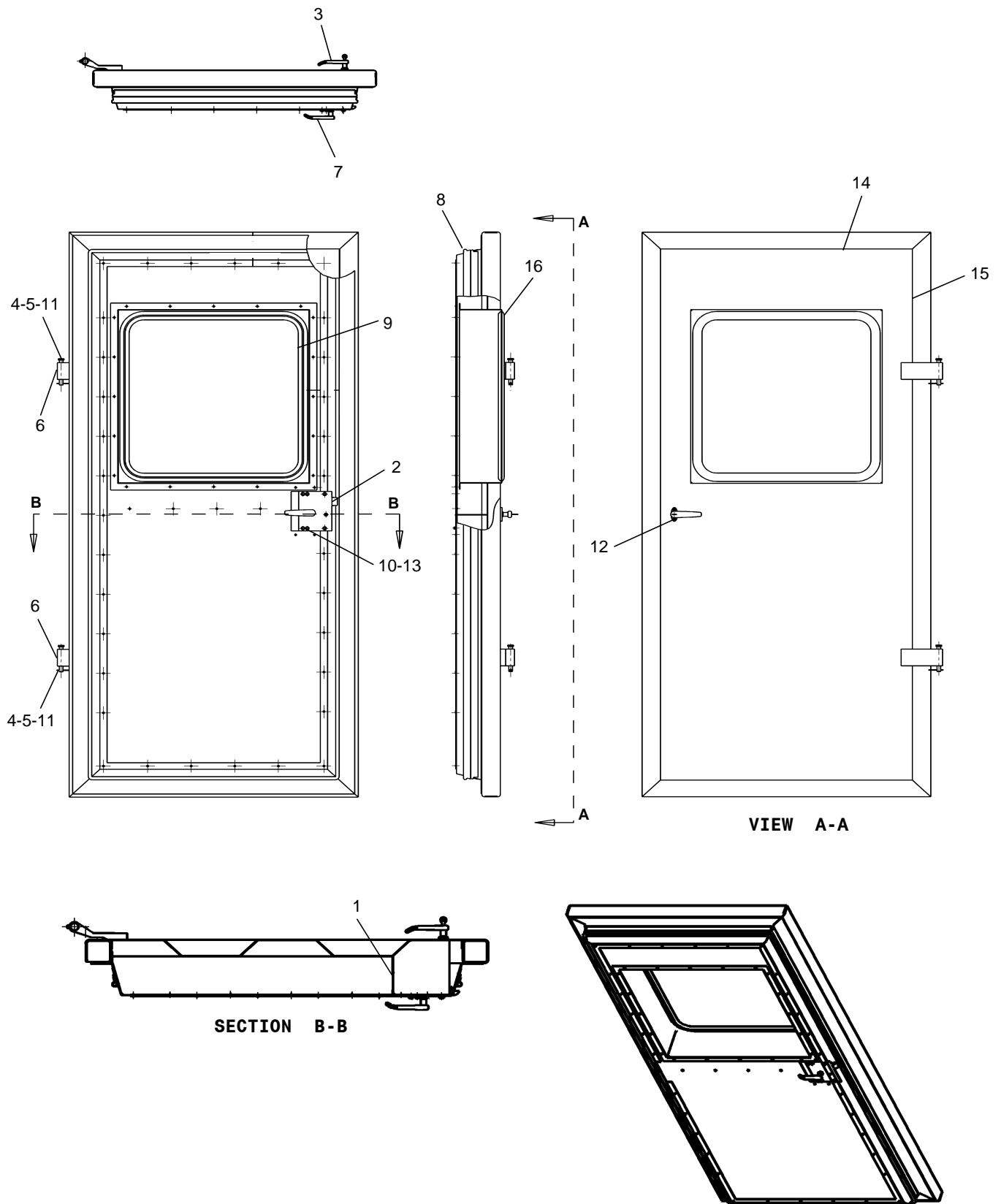
PART OF 298-3482 CONTAINER GP
AN ATTCHMENT

NOTE	REF NO	GRAPHIC REF	PART NUMBER	QTY	PART NAME						SEE PAGE	
					1	2	3	4	5	6 (PRODUCT LEVEL)		
	1	1	298-4470	1	BRACKET	AS						
	2	1	298-4471	1	LOCK	RH						
	3	1	298-4473	1	HANDLE	AS	KEY					
	4	1	298-4476	2	PIN	HINGE						
	5	1	298-4477	6	BUSH	HINGE						
	6	1	298-5132	2	BRACKET	HINGE						
	7	1	298-5133	1	HANDLE	DOOR						
E	8	1	298-3935		SEAL	(575	CM)					
	9	1	298-5325	1	GLASS	WINDOW						
	10	1	186-0815	6	BOLT	HEX	HEAD					
	11	1	7J-5925	2	COTTER							
	12	1	8T-0387	2	SCREW	MACHINE						
	13	1	9X-8256	6	WASHER							
	14	1	298-3888	2	ARRESTOR	INSULN	(M)					
	15	1	298-3887	2	INSULATION	SOUND	(M)					
	16	1	298-3929	244	RETAINER	GLASS	(CM)					

E-ORDER BY THE CENTIMETER

ENCLOSURE SECTION

298-3933 DOOR ASSY-RH (Contd.)



VIEW A-A

SECTION B-B

GRAPHIC #1

ENCLOSURE SECTION

298-3934 DOOR ASSEMBLY-LH(WINDOW)

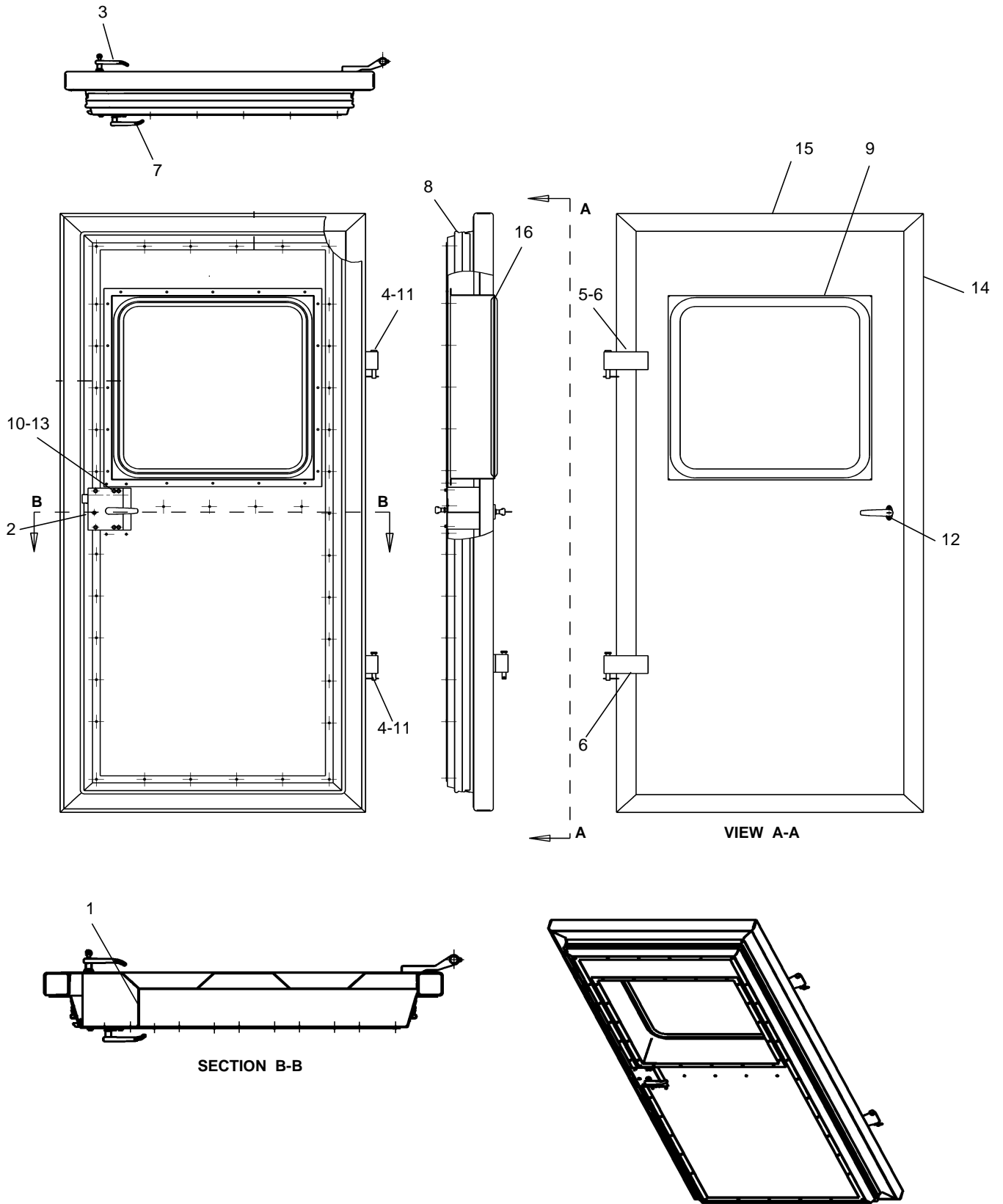
PART OF 298-3482 CONTAINER GP
AN ATTACHMENT

NOTE	REF NO	GRAPHIC REF	PART NUMBER	QTY	PART NAME						SEE PAGE	
					1	2	3	4	5	6 (PRODUCT LEVEL)		
	1	1	298-4470	1	BRACKET	AS						
	2	1	298-4472	1	LOCK-LH							
	3	1	298-4473	1	HANDLE	AS-KEY						
	4	1	298-4476	2	PIN-HINGE							
	5	1	298-4477	6	BUSH-HINGE							
	6	1	298-5132	2	BRACKET-HINGE							
	7	1	298-5133	1	HANDLE-DOOR							
E	8	1	298-3935		SEAL (575-CM)							
	9	1	298-5325	1	GLASS-WINDOW							
	10	1	186-0815	6	BOLT-HEX HEAD							
	11	1	7J-5925	2	COTTER							
	12	1	8T-0387	2	SCREW-MACHINE							
	13	1	9X-8256	6	WASHER							
	14	1	298-3888	2	ARRESTOR-INSULN(M)							
	15	1	298-3887	2	INSULATION-SOUND(M)							
	16	1	298-3929	244	RETAINER-GLASS(CM)							

E-ORDER BY THE CENTIMETER

ENCLOSURE SECTION

298-3474 DOOR ASSY-LH (Contd.)

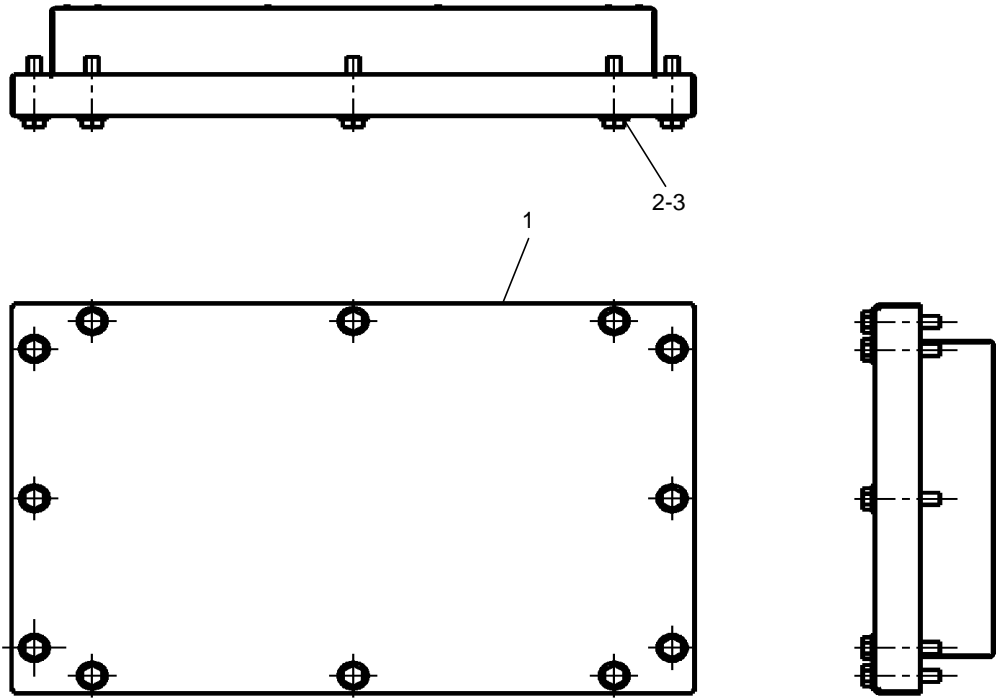


GRAPHIC #1

ENCLOSURE SECTION

298-6318 COVER GP PART OF 298-3482 CONTAINER GP AN ATTACHMENT

NOTE	REF NO	GRAPHIC REF	PART NUMBER	QTY	PART NAME						SEE PAGE
					1	2	3	4	5	6 (PRODUCT LEVEL)	
	1	1	298-6282	1	COVER AS						
	2	1	160-8749	12	BOLT-HEX HEAD						
	3	1	5P-8245	12	WASHER-HARD						




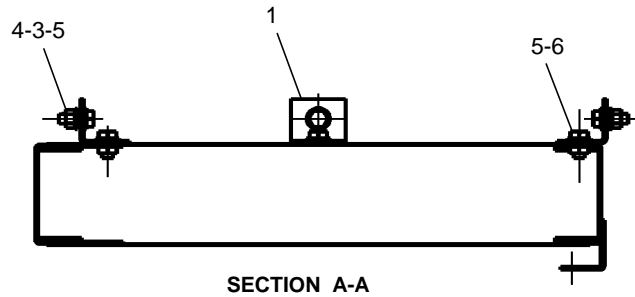
GRAPHIC #1

ENCLOSURE SECTION

298-6355 PANEL GP-ENGINE FRONT (RDTR TOP)

PART OF 298-3482 CONTAINER GP
AN ATTACHMENT

NOTE	REF NO	GRAPHIC REF	PART NUMBER	QTY	PART NAME						SEE PAGE
					1	2	3	4	5	6 (PRODUCT LEVEL)	
	1	1	298-6351	9	BRACKET						
	2	1	298-6354	1	PANEL AS-RDTR						
	3	1	2Y-5829	9	NUT						
	4	1	6V-4248	9	BOLT						
	5	1	6V-5839	27	WASHER-HARD						
	6	1	6V-6317	9	BOLT						



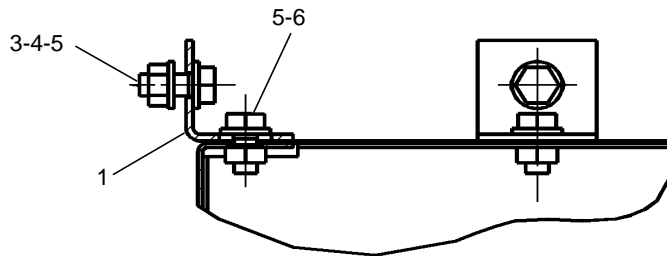
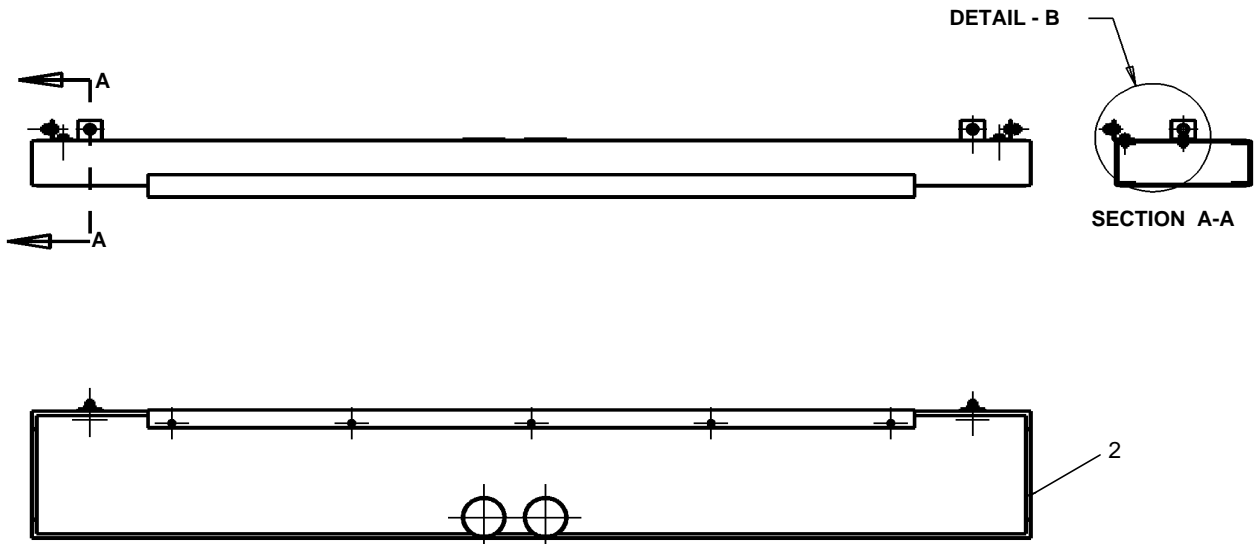
GRAPHIC #1

ENCLOSURE SECTION

298-6356 PANEL GP-ENGINE FRONT (RDTR BOT)

PART OF 298-3482 CONTAINER GP
AN ATTACHMENT

NOTE	REF NO	GRAPHIC REF	PART NUMBER	QTY	PART NAME						SEE PAGE
					1	2	3	4	5	6 (PRODUCT LEVEL)	
	1	1	298-6351	4	BRACKET						
	2	1	298-6353	1	PANEL AS-RDTR						
	3	1	2Y-5829	4	NUT						
	4	1	6V-4248	4	BOLT						
	5	1	6V-5839	12	WASHER-HARD						
	6	1	6V-6317	4	BOLT						



DETAIL - B

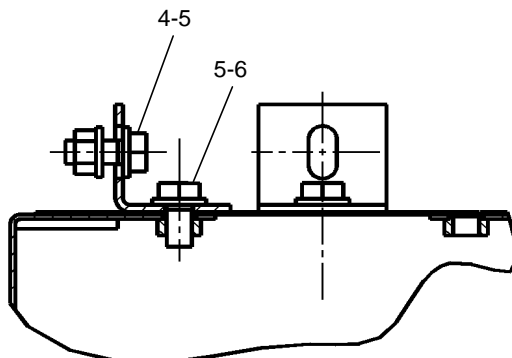
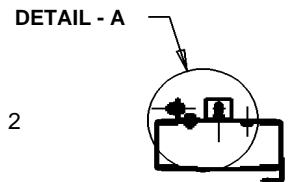
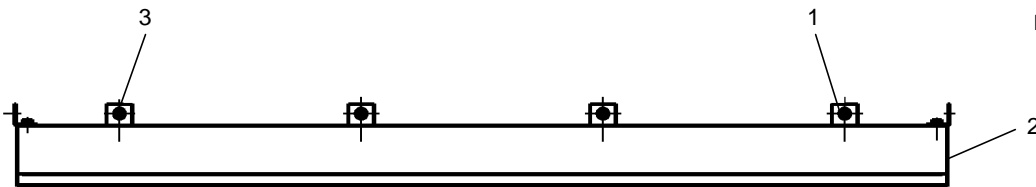
GRAPHIC #1

ENCLOSURE SECTION

298-6357 PANEL GP-ENGINE FRONT (RDTR SIDE)

PART OF 298-3482 CONTAINER GP
AN ATTACHMENT

NOTE	REF NO	GRAPHIC REF	PART NUMBER	QTY	PART NAME						SEE PAGE
					1	2	3	4	5	6 (PRODUCT LEVEL)	
	1	1	298-6351	6	BRACKET						
	2	1	298-6352	1	PANEL AS-RDTR						
	3	1	2Y-5829	4	NUT						
	4	1	6V-4248	4	BOLT						
	5	1	6V-5839	14	WASHER - HARD						
	6	1	6V-6317	6	BOLT						



DETAIL - A

GRAPHIC #1