



SEBP6465
March 2013

Parts Manual

C32 Marine Engine

RSD1-Up (Engine)

Product and Dealer Information

Note: For product identification plate locations, see the section "Product Identification Information" in the Operation and Maintenance Manual.

Delivery Date: _____

Product Information

Model: _____

Product Identification Number: _____

Engine Serial Number: _____

Transmission Serial Number: _____

Generator Serial Number: _____

Attachment Serial Numbers: _____

Attachment Information: _____

Customer Equipment Number: _____

Dealer Equipment Number: _____

Dealer Information

Name: _____ Branch: _____

Address: _____

Dealer Contact

Phone Number

Hours

Sales: _____

Parts: _____

Service: _____

MEMORANDA

TABLE OF CONTENTS

NAME	PAGE	NAME	PAGE
GENERAL INFORMATION	A3	PLUG GP-ENGINE.....	80
REPAIR ALTERNATIVES	A5	POWER TAKE-OFF GP	81
SUPPLEMENTAL COOLANT ADDITIVES	A6	ROCKER ARM GP	83
MAINTENANCE PARTS	A7	SEAL GP-CRANKSHAFT	86
INDEX	A9	SUPPORT GP-ENGINE	88
ENGINE ARRANGEMENT	1	SUPPORT GP-HOUSING.....	94
ENGINE AR-COMPLETE	1	LUBRICATION SYSTEM	95
ENGINE AR.....	4	FASTENER GP-OIL PUMP	
ENGINE AR-CORE	8	MOUNTING	95
BASIC ENGINE	10	FILLER GP-ENGINE OIL	96
ADAPTER GP-AUXILIARY DRIVE.....	10	FILTER GP-ENGINE OIL.....	100
ADAPTER GP-DAMPER.....	11	FILTER GP-FUMES DISPOSAL.....	114
BASE GP-VALVE COVER & INJ		FUMES DISPOSAL GP	123
HARN.....	12	GAUGE GP-OIL LEVEL (DIPSTICK).....	126
BELT GP-SERPENTINE	14	LINES GP-ENGINE OIL	130
BRACKET GP-MOUNTING.....	15	LINES GP-TURBOCHARGER OIL.....	132
CAMSHAFT GP	17	PUMP GP-ENGINE OIL	134
CLUTCH AS.....	20	COOLING SYSTEM	135
CLUTCH GP	21	CONNECTION GP-EXPANSION	
COVER GP-CAMSHAFT.....	23	TANK	135
COVER GP-CYLINDER BLOCK.....	24	CONNECTION GP-WATER	137
COVER GP-ENGINE.....	26	COOLER GP-ENGINE OIL.....	138
COVER GP-FLYWHEEL HOUSING.....	28	COVER GP-WATER LINES.....	139
COVER GP-VALVE MECHANISM.....	30	COVER GP-WATER PUMP.....	140
CRANKSHAFT GP	31	ELBOW GP-WATER	142
CYLINDER BLOCK AS.....	32	FITTING GP.....	143
CYLINDER BLOCK GP.....	35	HEAT EXCHANGER GP	144
CYLINDER HEAD AS.....	37	HEAT EXCHANGER GP-SEA	
CYLINDER HEAD GP.....	39	WATER	147
DAMPER & PULLEY GP	42	HOUSING AS-PUMP	148
DAMPER GP.....	44	HOUSING GP-THERMOSTAT.....	149
DRIVE GP-PUMP.....	46	LINES GP-TURBOCHARGER	
FASTENER GP-FRONT HOUSING	52	WATER	150
FLYWHEEL GP.....	53	LINES GP-WATER.....	152
GEAR GP-FRONT	54	MANIFOLD GP-WATER	167
GEAR GP-REAR.....	56	PLUG GP-WATER LINES	169
GUARD GP-DAMPER.....	61	PUMP GP-AUXILIARY SEA WATER	171
GUARD GP-PULLEY.....	66	PUMP GP-WATER.....	175
HOUSING GP-FLYWHEEL.....	67	TANK GP-EXPANSION.....	179
HOUSING GP-FRONT.....	69	AIR INLET AND EXHAUST SYSTEM	184
HOUSING GP-REAR.....	70	ADAPTER GP-AIR CLEANER.....	184
LIFTING GP-ENGINE.....	71	AFTERCOOLER GP-RAW WATER	185
MECHANISM GP-FUEL PUMP &		AFTERCOOLER GP-TREATED	
VALVE.....	72	WATER	187
MOUNTING GP-ALTERNATOR.....	73	AIR CLEANER GP.....	188
MOUNTING GP-HYD PUMP DRIVE	74	CARTRIDGE GP-TURBOCHARGER	196
PAN GP-OIL	75	ELBOW GP-EXHAUST	199
PISTON & ROD GP	76	FASTENER GP-EXHAUST	
PLUG GP-CYLINDER HEAD.....	79	MANIFOLD	200
		FITTING GP-EXHAUST.....	201
		FLANGE GP-EXHAUST	202
		LINES GP-AIR.....	203
		LINES GP-COOLING	204
		MANIFOLD GP-EXHAUST	205

TABLE OF CONTENTS

NAME	PAGE	NAME	PAGE
PLUG GP-EXHAUST	206	MOUNTING GP-CONTROL PANEL.....	326
TURBOCHARGER GP	207	PANEL AS-CONTROL.....	327
		PANEL GP-INSTRUMENT	328
FUEL SYSTEM	214	SERVICE EQUIPMENT AND	
BASE GP-FUEL FILTER	214	SUPPLIES	332
CONTROL GP-FUEL	218	CHART-PLATE & FILM.....	332
COOLER GP-FUEL	219	COVER GP-PROTECTION.....	333
INJECTOR GP-FUEL.....	220	PLATE GP-ENGINE	
LINES GP-FUEL	222	IDENTIFICATION.....	339
PUMP GP-FUEL INJECTION	230		
PUMP GP-FUEL TRANSFER	234	PART NUMBER INDEX.....	B1
SHIELD GP-FUEL LINES.....	236		
VALVE GP-CHECK	242		
VALVE GP-FUEL BYPASS	244		
ELECTRICAL AND STARTING			
SYSTEM.....	245		
ADAPTER GP-SENSOR.....	245		
ALTERNATOR GP-CHARGING.....	247		
ANTENNA AS	250		
CONTROL & MTG GP-ENGINE			
ELEK	251		
CONVERTER GP-ELECTRICAL.....	252		
HARNESS AS-ENGINE.....	253		
HARNESS AS-PANEL.....	261		
HARNESS AS-POWER.....	261		
HARNESS AS-SENSOR.....	262		
HARNESS AS-WIRING	264		
HEATER GP-JACKET WATER.....	265		
MOUNTING GP-WIRING.....	268		
PANEL GP-CIRCUIT BREAKER.....	270		
PLATE AS-BRUSH.....	272		
PLUG GP-CONNECTOR	273		
SENSOR GP-ENGINE.....	274		
SENSOR GP-LIQUID LEVEL	284		
SENSOR GP-PRESSURE	285		
SENSOR GP-SPEED.....	288		
SENSOR GP-TEMPERATURE	294		
STARTING MOTOR GP-AIR	295		
STARTING MOTOR GP-ELECTRIC	297		
STRAINER GP-AIR LINES.....	301		
WIRING GP-ALTERNATOR.....	302		
WIRING GP-ENGINE.....	303		
WIRING GP-GROUND.....	313		
WIRING GP-INSTRUMENT PANEL.....	315		
WIRING GP-JACKET WATER			
HEATER	315		
ENCLOSURES, GUARDS AND			
BASES	316		
COVER GP-BASE	316		
GUARD GP-ENGINE.....	317		
OPERATOR STATION	318		
BOX AS-INSTRUMENT.....	318		
DISPLAY GP-MONITOR.....	319		
KIT-MONITOR	325		

GENERAL INFORMATION

1. ENGINE IDENTIFICATION

Cat engines are identified with Serial Numbers and Arrangement Numbers. In some cases, Modification Numbers are also used. The serial number plate which shows these numbers is mounted on the engine.

Cat dealers need this information to determine which components were included on the engine when it was assembled at the factory. This permits accurate identification of replacement part numbers.

2. ORDERING PARTS



When replacement parts are required for this product Caterpillar recommends using Caterpillar replacement parts or parts with equivalent specifications including, but not limited to, physical dimensions, type, strength and material.

Failure to heed this warning can lead to premature failures, product damage, personal injury or death.

Quality Cat replacement parts are available from Cat dealers throughout the world. Their parts inventories are up to date and include all parts normally required to protect your investment in Cat Engines. Dealers may offer repair kits or remanufactured parts to allow selection of the most effective repair alternative for a particular situation. When ordering parts, your order should specify the quantity, part number, part name, and the serial number/product identification number of the engine for which the parts are needed.

3. PARTS MANUAL ORGANIZATION

Product information in this manual is presented as "information elements" that represent all of the components for the specific model. An Engine Arrangement is an example of an information element. The information elements are organized alphabetically by part name and secondarily by part number within each major section of the manual.

4. TABLE OF CONTENTS

A table of contents (TOC) is found at the beginning of the manual. The TOC lists each section of the manual with a complete list of all information elements organized as they appear in the manual. Page numbers are provided for quick reference to detailed parts identification illustrations and serviceable consist lists.

5. MAINTENANCE PARTS INDEX

The Maintenance Parts Index, located near the beginning of the manual, references most frequently used maintenance part numbers, providing description, quantity, usage and page number. This information is organized alphabetically by part description.

6. INDEX

The index located near the front of the manual is an alphabetical listing of all information elements included in the manual. Page numbers are provided for quick reference to detailed parts identification illustrations and serviceable consist lists.

7. PART NUMBER INDEX

A numerical index listing all part numbers and the corresponding page number(s) appears at the back of the manual.

8. CAPTIONS

Captions located at the beginning each information element identify the part number and part name along with additional descriptive information. S/N information found in each caption should be used to select correct information for a specific engine. Field replacement options, identification of optional attachment components, and where used ("part of") information is also provided.

The first line of a caption is shown in larger type font to indicate the beginning of an information element. Captions for additional pages that may be required to illustrate an information element will be shown in standard type font and will include the term (*contd.*).

9. NON-SERVICED PARTS

In some instances it is necessary to display non-serviced parts that are a link to lower level serviceable consist lists. These non-serviced part numbers are shown in *italic* type indicating that they are not available. All consist lists have not been converted to reflect this enhancement.

GENERAL INFORMATION

10. PARTS LIST REFERENCE NUMBERS

Numbers shown in the Ref No column correspond to numbers used in the associated graphic(s). An alphabetic suffix may be added to a reference number to identify lower level consist items. Numbers shown in the Graphic Ref column refer to the graphic number identifier displayed in the lower left corner of each illustration. The Graphic Ref number may be used in combination with the item Ref No to determine the correct part number. There may be intentional omission of a Ref No in a consist list as information is updated to reflect the latest serviceable part numbers.

11. INDENTED PART NAMES

When a part name is indented in a parts list, it is part of (included in) the group or assembly under which it is indented.

12. ILLUSTRATION REFERENCE LETTERS

When necessary, illustrations contain reference letters (A, B, C etc.) that are intended to track lines and harnesses from one point to another. They are also used to show where to reconnect illustrations that have been separated.

13. ABBREVIATIONS AND SYMBOLS

O.D. – Outside Diameter
I.D. – Inside Diameter
A – Not Part Of This Group
B – Use As Required
C – Change From Previous Type
D – Order By The Meter
E – Order By The Centimeter
F – Not Shown
G – Order By The Inch
I – Refer To Hydraulic Information System
M – Metric Part
R – Remfg Part May Be Available
Y – Separate Illustration
Z – Not Serviced Separately

14. DESCRIPTION OF TYPE CHANGES

Type - A type is defined as any configuration change that requires an additional Information Element for an Arrangement, Group, or Assembly. If serial number breaks for types are not available, a type # (Type 1, Type 2, etc.) will be displayed in the caption. These "type" changes are identified with a "C" note (change from previous type) in the Parts List. Only the "types" that apply to this Parts Manual will be included. Additional types may exist causing "C" notes to appear on an Information Element when no other types are shown.

15. <END>

This symbol indicates the end of an information element.

NOTE:

Continuing improvement and advancement of product design may cause changes to your engine which may not be included in this publication. Whenever a question arises regarding your Cat product or this publication, please consult your Cat dealer for the latest available information.

REPAIR ALTERNATIVES

REMANUFACTURED COMPONENTS

As an option when making repairs consider Cat Remanufactured Components. Components that are available through the Cat Remanufactured Program are identified three ways in the parts book:

- with the letter R in the note field of the parts list
- with an R* at the beginning of the first line of the caption
- with an *R at the end of the first line of the caption

Typical components included in the Remanufacturing Program include:

ALTERNATORS
CONNECTING RODS
CRANKSHAFTS - UNDERSIZE
CRANKSHAFTS - UPGRADE TO NEW
CYLINDER HEADS
ELECTRONIC CONTROL MODULES (ECM)
ELECTRONIC SENSORS
FUEL INJECTORS
FUEL NOZZLES
FUEL PUMPS
GOVERNORS
OIL PUMPS
PISTONS
SHORT BLOCKS
STARTERS
TURBOCHARGERS - COMPLETE
TURBOCHARGER CARTRIDGES
WATER PUMPS

Cat Remanufactured engines for many engine arrangements are also available.

SUPPLEMENTAL COOLANT ADDITIVES

CUSTOMER BENEFITS:

Protects against cavitation, foam, erosion, corrosion, and scale buildup in cooling systems.

- Provides measured coolant conditioner.

DESCRIPTION:

Additives deplete from the coolant with normal operation. For this reason, Supplemental Coolant Additives (SCA) must be added to all heavy duty coolants at regular intervals. In addition, when not using a fully formulated, pre-charged antifreeze, like Cat DEAC, an initial charge of SCA must be added to the cooling system. The amount of SCA added to the system is dependent on the capacity of the system.

The SCA for initial fill is provided as a liquid. SCA's for maintenance intervals are available in liquid form and as a spin-on element. (No Spin-on available for 3600 Family of Engines)

NOTE:

The amount of SCA added at initial fill is not the same as the amount added at maintenance intervals.

The coolant additive elements can be used with any ethylene or propylene glycol type antifreeze which meets ASTM D4985 or ASTM D5345 Specifications.

NOTE:

For use with standard heavy duty coolant only, not for use with Extended Life Coolant.

PARTS NEEDED:

Cooling System Capacity		Liquid SCA at Initial Fill	Liquid SCA at Maintenance*	Spin-on SCA Maintenance Element*
Liters	Gallons			
22-30	(6-8)	3P-2044 (1)	6V-3542 (1)	111-2370 (1)
30-38	(8-10)	3P-2044 (1) 6V-3542 (1)	111-2372 (1)	111-2369 (1)
38-49	(10-13)	3P-2044 (1) 8T-1589 (1)	111-2372 (1)	111-2369 (1)
49-64	(13-17)	3P-2044 (2)	8T-1589 (1)	9N-3368 (1)
64-83	(17-22)	3P-2044 (2) 8T-1589 (1)	111-2372 (1) 6V-3542 (1)	111-2371 (1)
83-114	(22-30)	3P-2044 (3) 8T-1589 (1)	3P-2044 (1)	9N-3718 (1)
114-163	(30-43)	3P-2044 (5)	3P-2044 (1) 6V-3542 (1)	111-2371 (2)
163-242	(43-64)	3P-2044 (8)	3P-2044 (2)	9N-3718 (2)

* Normal maintenance period is 250 hrs. See your Operation and Maintenance Manual for complete coolant maintenance instructions.

() Indicates quantity required.

MAINTENANCE PARTS

DESCRIPTION	PART NUMBER	QTY	WHERE USED	PAGE
AIR INLET AND EXHAUST SYSTEM				
FILTER ELEMENT AS-AIR (PRIMARY)	290-1935	1	AIR CLEANER GP	188
		1	AIR CLEANER GP	189
		1	AIR CLEANER GP	192
		1	AIR CLEANER GP	193
		1	AIR CLEANER GP	194
BASIC ENGINE				
BELT-SERPENTINE	359-0191	1	BELT GP-SERPENTINE	14
BREATHER AS (CRANKCASE)	282-9105	2	COVER GP-VALVE MECHANISM	30
GUARD GP-DAMPER	417-6355	1	GUARD GP-DAMPER	65
SEAL (VALVE COVER BASE)	222-6456	1	BASE GP-VALVE COVER & INJ HARN	12
SEAL-VALVE COVER	224-7506	6	COVER GP-VALVE MECHANISM	30
COOLING SYSTEM				
CAP AS-PRESSURE RELIEF (14-PSI)	7C-9906	1	TANK GP-EXPANSION	179
		1	TANK GP-EXPANSION	181
CAP AS-RADIATOR	432-4621	1	TANK GP-EXPANSION	182
REGULATOR-WATER TEMPERATURE (40-DEG C)	6I-4953	1	LINES GP-WATER	155
SEAL-LIP TYPE	3S-9643	2	LINES GP-WATER	152
		1	LINES GP-WATER	155
SEAL-O-RING	107-5769	2	LINES GP-WATER	155
ELECTRICAL AND STARTING SYSTEM				
CIRCUIT BREAKER AS (16-AMPERE)	114-1143	4	PANEL GP-CIRCUIT BREAKER	270
SCREEN-STRAINER (STARTING MOTOR AIR LINES)	146-5216	1	STRAINER GP-AIR LINES	301
FUEL SYSTEM				
FILTER-FUEL (ADVANCED EFFICIENCY)	1R-0755	2	BASE GP-FUEL FILTER	214
		2	BASE GP-FUEL FILTER	216
GASKET (FUEL PRIMING PUMP)	1P-0436	1	BASE GP-FUEL FILTER	214
		1	BASE GP-FUEL FILTER	216
LUBRICATION SYSTEM				
CAP AS-FILLER (ENGINE OIL)	5L-2952	1	FILLER GP-ENGINE OIL	96
		1	FILLER GP-ENGINE OIL	97
		1	FILLER GP-ENGINE OIL	98
		1	FILLER GP-ENGINE OIL	99
FILTER ELEMENT-BREATHER (FUMES DISPOSAL)	275-2276	1	FILTER GP-FUMES DISPOSAL	114
		1	FILTER GP-FUMES DISPOSAL	115
FILTER-ENGINE OIL (ADVANCED EFFICIENCY)	1R-1808	2	FILTER GP-ENGINE OIL	100

MAINTENANCE PARTS

DESCRIPTION	PART NUMBER	QTY	WHERE USED	PAGE
SEAL-INTEGRAL	234-8937	4	FILTER GP-ENGINE OIL	103
		2	FILTER GP-ENGINE OIL	107
		4	FILTER GP-ENGINE OIL	110
		1	FILTER GP-ENGINE OIL	103
	239-5572	2	FILTER GP-ENGINE OIL	110
		1	FILLER GP-ENGINE OIL	97
		2	FILTER GP-ENGINE OIL	107

INDEX

NAME	PAGE	NAME	PAGE
A			
ADAPTER GP-AIR CLEANER	184	CONVERTER GP-ELECTRICAL.....	252
ADAPTER GP-AUXILIARY DRIVE.....	10	COOLER GP-ENGINE OIL	138
ADAPTER GP-DAMPER.....	11	COOLER GP-FUEL.....	219
ADAPTER GP-SENSOR.....	245	CORE AS-AFTERCOOLER.....	187
	246	CORE AS-OIL COOLER	219
AFTERCOOLER GP-RAW WATER.....	185	CORE AS-OIL COOLER (ENGINE)	138
AFTERCOOLER GP-TREATED WATER	187	COVER GP-BASE	316
AIR CLEANER GP	190	COVER GP-CAMSHAFT.....	23
	191	COVER GP-CYLINDER BLOCK.....	24
	192		25
	193	COVER GP-ENGINE.....	26
	194	COVER GP-FLYWHEEL HOUSING	28
	195		29
AIR CLEANER GP-LH.....	189	COVER GP-PROTECTION	333
AIR CLEANER GP-RH.....	188		336
ALTERNATOR GP-CHARGING	247	COVER GP-VALVE MECHANISM.....	30
	249	COVER GP-WATER LINES	139
ANTENNA AS	250	COVER GP-WATER PUMP	140
B			
BASE GP-FUEL FILTER	214	CRANKSHAFT GP.....	31
	216	CYLINDER BLOCK AS.....	32
BASE GP-VALVE COVER & INJ HARN.....	12		34
	13	CYLINDER BLOCK GP	35
BELT GP-SERPENTINE.....	14	CYLINDER HEAD AS.....	37
BELT-SERPENTINE.....	14	CYLINDER HEAD GP.....	39
BOX AS-INSTRUMENT.....	318		41
BRACKET GP-MOUNTING	15	D	
	16	DAMPER & PULLEY GP.....	42
BREATHER AS (CRANKCASE).....	30		43
C			
CAMSHAFT GP	17	DAMPER GP.....	44
	18		45
	19	DISPLAY GP-MONITOR-MARINE POWER	
CAP AS-FILLER (ENGINE OIL).....	96	DISPLAY.....	319
	97		320
	98		321
	99		322
CAP AS-PRESSURE RELIEF (14-PSI)	179	DRIVE GP-PUMP.....	46
	181		47
CAP AS-RADIATOR	182		48
CARTRIDGE GP-TURBOCHARGER.....	196		49
	198		50
	208		51
CHART-PLATE & FILM	332	E	
CIRCUIT BREAKER AS (16-AMPERE)	270	ELBOW GP-EXHAUST	199
CLUTCH AS	20	ELBOW GP-WATER.....	142
CLUTCH GP	21	ENGINE AR.....	4
CONNECTION GP-EXPANSION TANK	135		5
	136		6
CONNECTION GP-TEST	274		7
CONNECTION GP-WATER.....	137		8
CONTROL & MTG GP-ENGINE ELEK	251	ENGINE AR-COMPLETE	1
CONTROL GP-FUEL.....	218		2
			3

INDEX

NAME	PAGE	NAME	PAGE
SENSOR AS-PRESSURE (INTAKE MANIFOLD AIR)	277	SENSOR-TEMPERATURE (INTAKE MANIFOLD AIR)	277
SENSOR AS-PRESSURE (MANIFOLD AIR)	274	SENSOR-TEMPERATURE (JACKET WATER COOLER)	274
SENSOR AS-TEMPERATURE	294		277
SENSOR GP-ENGINE	274	SENSOR-TEMPERATURE (MANIFOLD AIR)	274
	276	SHIELD GP-FUEL LINES.....	236
	277		237
	279		238
	280		239
	282		240
	283		241
SENSOR GP-ENGINE-AIR TEMPERATURE	281	SOLENOID AS-STARTING MOTOR (24-VOLT)	298
SENSOR GP-EXHAUST TEMPERATURE (LH)	276	STARTING MOTOR GP-AIR.....	295
SENSOR GP-EXHAUST TEMPERATURE (RH).....	276		296
SENSOR GP-LIQUID LEVEL	284	STARTING MOTOR GP-ELECTRIC	297
SENSOR GP-LIQUID LEVEL (AFTERCOOLER).....	274		300
SENSOR GP-LIQUID LEVEL (COOLANT LEVEL)	274	STRAINER GP-AIR LINES	301
SENSOR GP-LIQUID LEVEL (JACKET WATER COOLANT).....	277	SUPPORT GP-ENGINE	89
SENSOR GP-LIQUID LEVEL (SCAC COOLANT).....	277		90
SENSOR GP-POSITION.....	328		91
	330		92
SENSOR GP-PRESSURE	286		93
	287	SUPPORT GP-ENGINE-FRONT	88
SENSOR GP-PRESSURE (ALARM LOW FUEL PRESSURE)	282	SUPPORT GP-HOUSING.....	94
	283	SWITCH (2-POSITION).....	328
SENSOR GP-PRESSURE (COOLANT)	274		330
SENSOR GP-PRESSURE (DIFFERENTIAL OIL)	274	SWITCH (3-POSITION MAINTAINED)	328
SENSOR GP-PRESSURE (ENGINE OIL).....	277		330
SENSOR GP-PRESSURE (FUEL).....	279	SWITCH AS-PUSH BUTTON (GREEN) (START)	328
	280		330
	282	SWITCH AS-PUSH BUTTON (RED).....	328
	283		330
SENSOR GP-PRESSURE-SEA WATER.....	285	SWITCH AS-PUSH BUTTON (RED) (EMERGENCY STOP)	328
SENSOR GP-SPEED	274		330
	288	SWITCH AS-TOGGLE (ENGINE LOCKOUT)	328
	289		330
	290	SWITCH-PRESSURE (LOW OIL PRESSURE, SHUTDOWN).....	274
	291	SWITCH-SELECTOR.....	328
	292		330
	293	SWITCH-TEMPERATURE.....	274
SENSOR GP-SPEED (TIMING, CAMSHAFT)....	293		
SENSOR GP-SPEED (TIMING, CRANKSHAFT)	293		
SENSOR GP-TEMPERATURE	294		
SENSOR-PRESSURE (AIR START).....	287		
SENSOR-PRESSURE (SEA WATER PRESSURE)	285		
	286		
SENSOR-TEMPERATURE (AIR)	281		
SENSOR-TEMPERATURE (ENGINE OIL).....	274		
	277		

T

TANK GP-EXPANSION.....	179
	181
	182
	183
TURBOCHARGER GP	207
	208
	209
	210
	211
	212
	213

INDEX

NAME	PAGE	NAME	PAGE
------	------	------	------

V

VALVE AS-MANUAL (AIR VENT, COOLANT LINES).....	150
VALVE GP-CHECK	243
VALVE GP-CHECK-FUEL	242
VALVE GP-FLUID CONTROL (ENGINE OIL)....	103
	110
VALVE GP-FUEL BYPASS-FILTER	244

W

WIRING GP-ALTERNATOR.....	302
WIRING GP-ENGINE.....	303
	304
	305
	306
	307
	310
	311
	312
WIRING GP-GROUND	313
	314
WIRING GP-INSTRUMENT PANEL.....	315
WIRING GP-JACKET WATER HEATER	315

MEMORANDA

ENGINE ARRANGEMENT

430-4326 ENGINE AR-COMPLETE

SMCS-1000

i05194771

NOTE	PART NUMBER	QTY	PART NAME						SEE PAGE
			1	2	3	4	5	6 (PRODUCT LEVEL)	
Y	324-5303	1	COVER GP-BASE						316
Y	297-4270	1	COVER GP-CAMSHAFT						23
Y	324-8029	1	COVER GP-CYLINDER BLOCK						24
Y	325-1505	1	COVER GP-CYLINDER BLOCK						25
Y	356-3573	1	COVER GP-ENGINE						26
Y	127-5728	1	COVER GP-FLYWHEEL HOUSING						28
Y	133-3089	1	COVER GP-FLYWHEEL HOUSING						29
Y	361-0063	1	COVER GP-VALVE MECHANISM						30
Y	399-1863	1	ENGINE AR-CORE						9
Y	310-4943	1	FASTENER GP-EXHAUST MANIFOLD						200
Y	236-8820	1	FASTENER GP-FRONT HOUSING						52
Y	228-0051	1	FLYWHEEL GP						53
Y	355-5019	1	HOUSING GP-FLYWHEEL						67
Y	285-5917	1	LIFTING GP-ENGINE						71
Y	144-4306	1	LINES GP-ENGINE OIL						130
Y	361-0015	1	LINES GP-WATER						157
Y	361-0065	1	LINES GP-WATER						158
Y	359-4840	1	MANIFOLD GP-EXHAUST (WATER COOLED)						205
Y	4N-7182	1	PAN GP-OIL						75
Y	303-7198	1	PLUG GP-CYLINDER HEAD						79
Y	331-7465	1	PUMP GP-FUEL TRANSFER						235
Y	370-5775	1	SUPPORT GP-HOUSING (REAR)						94

PLEASE USE THE GASKET KIT LINK IN SIS OR CONTACT
YOUR LOCAL DEALER FOR THE LATEST GASKET KIT
INFORMATION

Y - SEPARATE ILLUSTRATION

<END>

ENGINE ARRANGEMENT

430-4325 ENGINE AR-COMPLETE

781 BKW AT 1800 RPM 60HZ. 994 BKW AT 1800 RPM 60HZ

SMCS-1000

i05194764

NOTE	PART NUMBER	QTY	PART NAME						SEE PAGE
			1	2	3	4	5	6 (PRODUCT LEVEL)	
Y	324-5303	1	COVER GP-BASE						316
Y	297-4270	1	COVER GP-CAMSHAFT						23
Y	324-8029	1	COVER GP-CYLINDER BLOCK						24
Y	325-1505	1	COVER GP-CYLINDER BLOCK						25
Y	356-3573	1	COVER GP-ENGINE						26
Y	127-5728	1	COVER GP-FLYWHEEL HOUSING						28
Y	133-3089	1	COVER GP-FLYWHEEL HOUSING						29
Y	361-0063	1	COVER GP-VALVE MECHANISM						30
Y	385-0318	1	ENGINE AR-CORE						8
Y	310-4943	1	FASTENER GP-EXHAUST MANIFOLD						200
Y	236-8820	1	FASTENER GP-FRONT HOUSING						52
Y	228-0051	1	FLYWHEEL GP						53
Y	355-5019	1	HOUSING GP-FLYWHEEL						67
Y	285-5917	1	LIFTING GP-ENGINE						71
Y	144-4306	1	LINES GP-ENGINE OIL						130
Y	361-0015	1	LINES GP-WATER						157
Y	361-0065	1	LINES GP-WATER						158
Y	359-4840	1	MANIFOLD GP-EXHAUST (WATER COOLED)						205
Y	4N-7182	1	PAN GP-OIL						75
Y	303-7198	1	PLUG GP-CYLINDER HEAD						79
Y	331-7465	1	PUMP GP-FUEL TRANSFER						235
Y	370-5775	1	SUPPORT GP-HOUSING (REAR)						94

PLEASE USE THE GASKET KIT LINK IN SIS OR CONTACT
YOUR LOCAL DEALER FOR THE LATEST GASKET KIT
INFORMATION

Y - SEPARATE ILLUSTRATION

<END>

ENGINE ARRANGEMENT

430-4327 ENGINE AR-COMPLETE

874 BRAKE KW AT 1500 RPM 50HZ. 994 BRAKE KW AT 1800 RPM 60HZ

SMCS-1000

i05196127

NOTE	PART NUMBER	QTY	PART NAME						SEE PAGE
			1	2	3	4	5	6 (PRODUCT LEVEL)	
Y	324-5303	1	COVER GP-BASE						316
Y	297-4270	1	COVER GP-CAMSHAFT						23
Y	324-8029	1	COVER GP-CYLINDER BLOCK						24
Y	325-1505	1	COVER GP-CYLINDER BLOCK						25
Y	356-3573	1	COVER GP-ENGINE						26
Y	127-5728	1	COVER GP-FLYWHEEL HOUSING						28
Y	133-3089	1	COVER GP-FLYWHEEL HOUSING						29
Y	361-0063	1	COVER GP-VALVE MECHANISM						30
Y	399-1865	1	ENGINE AR-CORE						9
Y	310-4943	1	FASTENER GP-EXHAUST MANIFOLD						200
Y	236-8820	1	FASTENER GP-FRONT HOUSING						52
Y	228-0051	1	FLYWHEEL GP						53
Y	355-5019	1	HOUSING GP-FLYWHEEL						67
Y	285-5917	1	LIFTING GP-ENGINE						71
Y	144-4306	1	LINES GP-ENGINE OIL						130
Y	361-0015	1	LINES GP-WATER						157
Y	361-0065	1	LINES GP-WATER						158
Y	359-4840	1	MANIFOLD GP-EXHAUST (WATER COOLED)						205
Y	303-7198	1	PLUG GP-CYLINDER HEAD						79
Y	331-7465	1	PUMP GP-FUEL TRANSFER						235
Y	370-5775	1	SUPPORT GP-HOUSING (REAR)						94

PLEASE USE THE GASKET KIT LINK IN SIS OR CONTACT
YOUR LOCAL DEALER FOR THE LATEST GASKET KIT
INFORMATION

Y - SEPARATE ILLUSTRATION

<END>

ENGINE ARRANGEMENT

430-4330 ENGINE AR

781 BRAKE KW (1046 BHP) AT 1800 60HZ. 994 BRAKE KW (1333 BHP) AT 1800 RPM 60HZ

SMCS-1000

i05196115

NOTE	PART NUMBER	QTY	PART NAME						SEE PAGE
			1	2	3	4	5	6 (PRODUCT LEVEL)	
Y	361-1283	1	AFTERCOOLER GP-RAW WATER						185
Y	361-7623	1	CONTROL & MTG GP-ENGINE ELEK						251
Y	369-6656	1	COVER GP-WATER PUMP						140
Y	369-8148	1	COVER GP-WATER PUMP						141
Y	430-4325	1	ENGINE AR-COMPLETE						2
Y	361-1282	1	LINES GP-AIR						203
Y	348-1860	1	LINES GP-ENGINE OIL						131
Y	380-7738	1	LINES GP-TURBOCHARGER OIL						132
Y	380-7739	1	LINES GP-TURBOCHARGER WATER						150
Y	353-9373	1	LINES GP-WATER						152
Y	355-9202	1	LINES GP-WATER						155
Y	364-8175	1	LINES GP-WATER						159
Y	364-8181	1	LINES GP-WATER						161
Y	354-2619	1	MANIFOLD GP-WATER						167
Y	266-9848	1	PLATE GP-ENGINE IDENTIFICATION						339
Y	4N-5837	1	PUMP GP-WATER						175
Y	356-1246	1	PUMP GP-WATER						177
Y	353-9365	1	TANK GP-EXPANSION						179
Y	356-5196	1	TANK GP-EXPANSION						181
Y	370-1018	1	TURBOCHARGER GP						213
	379-9466	1	ELECTRONICS GP-ENGINE RATINGS						

PLEASE USE THE GASKET KIT LINK IN SIS OR CONTACT
YOUR LOCAL DEALER FOR THE LATEST GASKET KIT
INFORMATION

Y - SEPARATE ILLUSTRATION

<END>

ENGINE ARRANGEMENT

430-4331 ENGINE AR

590 BRAKE KW (791 BHP) AT 1500 RPM 50HZ. 688 BRAKE KW (923 BHP) AT 1500 RPM 50 HZ

SMCS-1000

i05196131

NOTE	PART NUMBER	QTY	PART NAME						SEE PAGE
			1	2	3	4	5	6 (PRODUCT LEVEL)	
Y	361-1283	1	AFTERCOOLER GP-RAW WATER						185
Y	361-7623	1	CONTROL & MTG GP-ENGINE ELEK						251
Y	369-6656	1	COVER GP-WATER PUMP						140
Y	369-8148	1	COVER GP-WATER PUMP						141
Y	430-4326	1	ENGINE AR						1
Y	361-1282	1	LINES GP-AIR						203
Y	348-1860	1	LINES GP-ENGINE OIL						131
Y	380-7738	1	LINES GP-TURBOCHARGER OIL						132
Y	380-7739	1	LINES GP-TURBOCHARGER WATER						150
Y	353-9373	1	LINES GP-WATER						152
Y	355-9202	1	LINES GP-WATER						155
Y	364-8175	1	LINES GP-WATER						159
Y	364-8181	1	LINES GP-WATER						161
Y	354-2619	1	MANIFOLD GP-WATER						167
Y	266-9848	1	PLATE GP-ENGINE IDENTIFICATION						339
Y	4N-5837	1	PUMP GP-WATER						175
Y	356-1246	1	PUMP GP-WATER						177
Y	353-9365	1	TANK GP-EXPANSION						179
Y	356-5196	1	TANK GP-EXPANSION						181
Y	298-8854	1	TURBOCHARGER GP						210
	396-8926	1	ELECTRONICS GP-ENGINE RATINGS						

PLEASE USE THE GASKET KIT LINK IN SIS OR CONTACT
YOUR LOCAL DEALER FOR THE LATEST GASKET KIT
INFORMATION

Y - SEPARATE ILLUSTRATION

<END>

ENGINE ARRANGEMENT

430-4332 ENGINE AR 874 BRAKE KW (1172 BHP) AT 1500 RPM 50HZ

SMCS - 1000

i05196137

NOTE	PART NUMBER	QTY	PART NAME						SEE PAGE
			1	2	3	4	5	6 (PRODUCT LEVEL)	
Y	361-1283	1	AFTERCOOLER GP-RAW WATER						185
Y	361-7623	1	CONTROL & MTG GP-ENGINE ELEK						251
Y	369-6656	1	COVER GP-WATER PUMP						140
Y	369-8148	1	COVER GP-WATER PUMP						141
Y	430-4327	1	ENGINE AR-COMPLETE						3
Y	361-1282	1	LINES GP-AIR						203
Y	348-1860	1	LINES GP-ENGINE OIL						131
Y	380-7738	1	LINES GP-TURBOCHARGER OIL						132
Y	380-7739	1	LINES GP-TURBOCHARGER WATER						150
Y	353-9373	1	LINES GP-WATER						152
Y	355-9202	1	LINES GP-WATER						155
Y	364-8175	1	LINES GP-WATER						159
Y	364-8181	1	LINES GP-WATER						161
Y	354-2619	1	MANIFOLD GP-WATER						167
Y	266-9848	1	PLATE GP-ENGINE IDENTIFICATION						339
Y	4N-5837	1	PUMP GP-WATER						175
Y	356-1246	1	PUMP GP-WATER						177
Y	353-9365	1	TANK GP-EXPANSION						179
Y	356-5196	1	TANK GP-EXPANSION						181
Y	203-7113	1	TURBOCHARGER GP						207
	396-8924	1	ELECTRONICS GP-ENGINE RATINGS						

PLEASE USE THE GASKET KIT LINK IN SIS OR CONTACT
YOUR LOCAL DEALER FOR THE LATEST GASKET KIT
INFORMATION

Y - SEPARATE ILLUSTRATION

<END>

ENGINE ARRANGEMENT

430-4333 ENGINE AR

683 BRAKE KW (916 BHP) AT 1800 RPM 60HZ. 781 BRAKE KW (1047 BHP) AT A800 RPM 60HZ

SMCS-1000

i05196140

NOTE	PART NUMBER	QTY	PART NAME						SEE PAGE
			1	2	3	4	5	6 (PRODUCT LEVEL)	
Y	361-1283	1	AFTERCOOLER GP-RAW WATER						185
Y	361-7623	1	CONTROL & MTG GP-ENGINE ELEK						251
Y	369-6656	1	COVER GP-WATER PUMP						140
Y	369-8148	1	COVER GP-WATER PUMP						141
Y	430-4326	1	ENGINE AR						1
Y	361-1282	1	LINES GP-AIR						203
Y	348-1860	1	LINES GP-ENGINE OIL						131
Y	380-7738	1	LINES GP-TURBOCHARGER OIL						132
Y	380-7739	1	LINES GP-TURBOCHARGER WATER						150
Y	353-9373	1	LINES GP-WATER						152
Y	355-9202	1	LINES GP-WATER						155
Y	364-8175	1	LINES GP-WATER						159
Y	364-8181	1	LINES GP-WATER						161
Y	354-2619	1	MANIFOLD GP-WATER						167
Y	266-9848	1	PLATE GP-ENGINE IDENTIFICATION						339
Y	4N-5837	1	PUMP GP-WATER						175
Y	356-1246	1	PUMP GP-WATER						177
Y	353-9365	1	TANK GP-EXPANSION						179
Y	356-5196	1	TANK GP-EXPANSION						181
Y	298-8854	1	TURBOCHARGER GP						210
	396-8922	1	ELECTRONICS GP-ENGINE RATINGS						

PLEASE USE THE GASKET KIT LINK IN SIS OR CONTACT
YOUR LOCAL DEALER FOR THE LATEST GASKET KIT
INFORMATION

Y - SEPARATE ILLUSTRATION

<END>

ENGINE ARRANGEMENT

430-4335 ENGINE AR 994 BRAKE KW (1333 BHP) AT 1800 RPM 60HZ

SMCS - 1000

i05196141

NOTE	PART NUMBER	QTY	PART NAME						SEE PAGE
			1	2	3	4	5	6 (PRODUCT LEVEL)	
Y	361-1283	1	AFTERCOOLER GP-RAW WATER						185
Y	361-7623	1	CONTROL & MTG GP-ENGINE ELEK						251
Y	369-6656	1	COVER GP-WATER PUMP						140
Y	369-8148	1	COVER GP-WATER PUMP						141
Y	430-4327	1	ENGINE AR-COMPLETE						3
Y	361-1282	1	LINES GP-AIR						203
Y	348-1860	1	LINES GP-ENGINE OIL						131
Y	380-7738	1	LINES GP-TURBOCHARGER OIL						132
Y	380-7739	1	LINES GP-TURBOCHARGER WATER						150
Y	353-9373	1	LINES GP-WATER						152
Y	355-9202	1	LINES GP-WATER						155
Y	364-8175	1	LINES GP-WATER						159
Y	364-8181	1	LINES GP-WATER						161
Y	354-2619	1	MANIFOLD GP-WATER						167
Y	266-9848	1	PLATE GP-ENGINE IDENTIFICATION						339
Y	4N-5837	1	PUMP GP-WATER						175
Y	356-1246	1	PUMP GP-WATER						177
Y	353-9365	1	TANK GP-EXPANSION						179
Y	356-5196	1	TANK GP-EXPANSION						181
Y	203-7113	1	TURBOCHARGER GP						207
	396-8920	1	ELECTRONICS GP-ENGINE RATINGS						

PLEASE USE THE GASKET KIT LINK IN SIS OR CONTACT
YOUR LOCAL DEALER FOR THE LATEST GASKET KIT
INFORMATION

Y - SEPARATE ILLUSTRATION

<END>

385-0318 ENGINE AR-CORE

SMCS - 1000

i04959824

NOTE	PART NUMBER	QTY	PART NAME						SEE PAGE
			1	2	3	4	5	6 (PRODUCT LEVEL)	
Y	387-1813	1	BASE GP-VALVE COVER & INJ HARN						13
Y	386-3384	1	CAMSHAFT GP						19
Y	224-3250	1	CRANKSHAFT GP						31
Y	350-5438	1	CYLINDER BLOCK GP						35
Y	310-4938	1	CYLINDER HEAD GP						39
Y	119-8583	1	FASTENER GP-OIL PUMP MOUNTING						95
Y	355-2286	1	GEAR GP-FRONT						54
Y	224-1213	1	GEAR GP-REAR						56
Y	238-9862	1	HOUSING GP-FRONT						69
Y	358-7817	1	HOUSING GP-REAR						70
Y	260-9631	1	MECHANISM GP-FUEL PUMP & VALVE						72
Y	361-5745	12	PISTON & ROD GP						78
YR	116-1980	1	PUMP GP-ENGINE OIL						134
Y	362-1292	12	PUMP GP-FUEL INJECTION						233
Y	371-1407	1	SENSOR GP-SPEED						293

R - REMFG PART MAY BE AVAILABLE

Y - SEPARATE ILLUSTRATION

<END>

ENGINE ARRANGEMENT

399-1863 ENGINE AR-CORE

SMCS-1000

i04971831

NOTE	PART NUMBER	QTY	PART NAME						SEE PAGE
			1	2	3	4	5	6 (PRODUCT LEVEL)	
Y	387-1813	1	BASE GP-VALVE COVER & INJ HARN						13
Y	260-9307	1	CAMSHAFT GP						17
Y	224-3250	1	CRANKSHAFT GP						31
Y	350-5438	1	CYLINDER BLOCK GP						35
Y	310-4938	1	CYLINDER HEAD GP						39
Y	119-8583	1	FASTENER GP-OIL PUMP MOUNTING						95
Y	355-2286	1	GEAR GP-FRONT						54
Y	224-1213	1	GEAR GP-REAR						56
Y	238-9862	1	HOUSING GP-FRONT						69
Y	358-7817	1	HOUSING GP-REAR						70
Y	260-9631	1	MECHANISM GP-FUEL PUMP & VALVE						72
Y	352-4215	12	PISTON & ROD GP						76
YR	116-1980	1	PUMP GP-ENGINE OIL						134
Y	235-1401	12	PUMP GP-FUEL INJECTION						230
Y	371-1407	1	SENSOR GP-SPEED						293

R - REMFG PART MAY BE AVAILABLE
Y - SEPARATE ILLUSTRATION

<END>

399-1865 ENGINE AR-CORE

SMCS-1000

i04971852

NOTE	PART NUMBER	QTY	PART NAME						SEE PAGE
			1	2	3	4	5	6 (PRODUCT LEVEL)	
Y	387-1813	1	BASE GP-VALVE COVER & INJ HARN						13
Y	260-9308	1	CAMSHAFT GP						18
Y	224-3250	1	CRANKSHAFT GP						31
Y	350-5438	1	CYLINDER BLOCK GP						35
Y	310-4938	1	CYLINDER HEAD GP						39
Y	119-8583	1	FASTENER GP-OIL PUMP MOUNTING						95
Y	355-2286	1	GEAR GP-FRONT						54
Y	224-1213	1	GEAR GP-REAR						56
Y	238-9862	1	HOUSING GP-FRONT						69
Y	358-7817	1	HOUSING GP-REAR						70
Y	260-9631	1	MECHANISM GP-FUEL PUMP & VALVE						72
Y	357-7154	12	PISTON & ROD GP						77
YR	116-1980	1	PUMP GP-ENGINE OIL						134
Y	261-0048	12	PUMP GP-FUEL INJECTION						232
Y	371-1407	1	SENSOR GP-SPEED						293

R - REMFG PART MAY BE AVAILABLE
Y - SEPARATE ILLUSTRATION

<END>

BASIC ENGINE

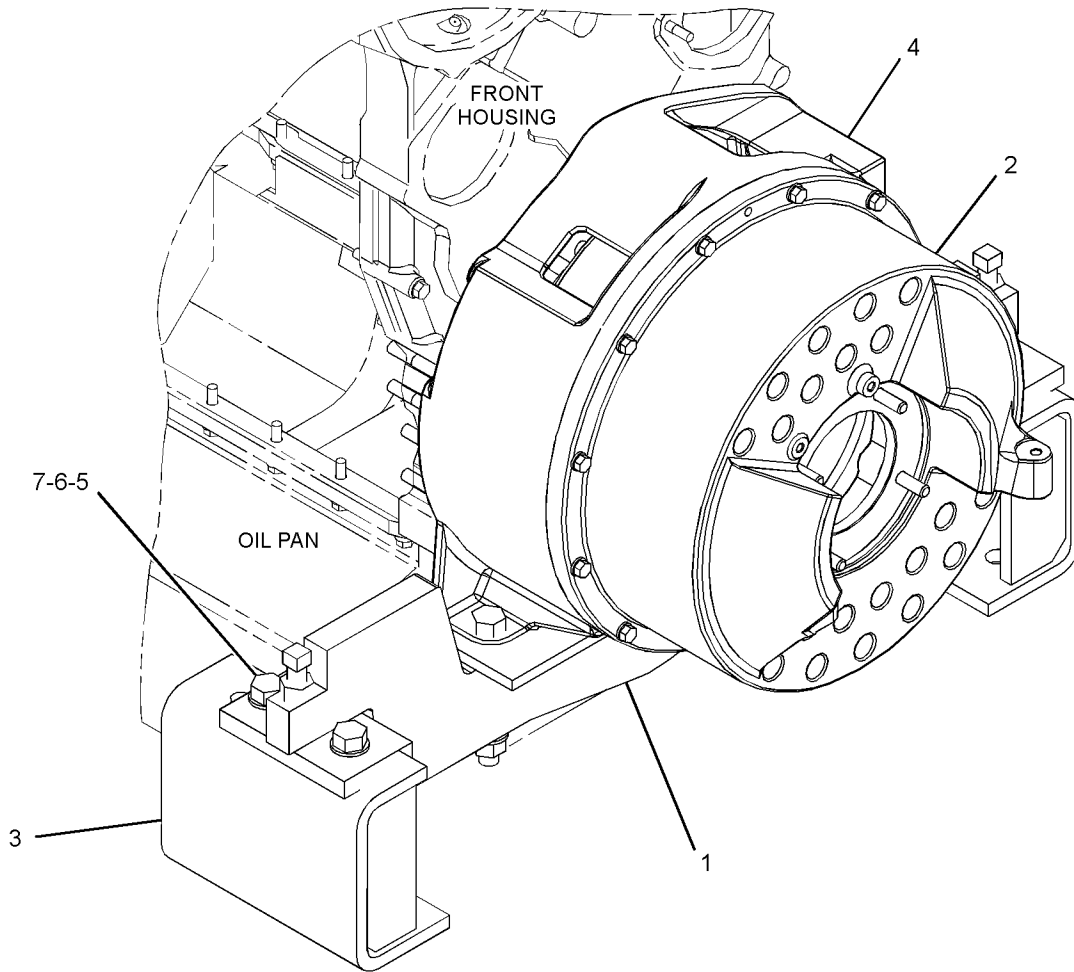
418-8115 ADAPTER GP-AUXILIARY DRIVE FOR USE WITH FRONT MOUNT SEAWATER PUMP C32 SCAC AUX ENGINES AN ATTACHMENT

SMCS-1165, 1207

i05162139

NOTE	REF NO	GRAPHIC REF	PART NUMBER	QTY	PART NAME						SEE PAGE
					1	2	3	4	5	6 (PRODUCT LEVEL)	
	1	1	8N-9339	1	SUPPORT AS-FRONT						
		1	2B-1015	2	BOLT (3/4-10X6.5-IN)						
		1	2J-3506	6	NUT-FULL (3/4-10-THD)						
		1	5P-8248	4	WASHER-HARD (20X36.5X3.5-MM THK)						
		1	8T-4162	2	SETSCREW (3/4-10X4.5-IN)						
Y	2	1	417-6356	1	GUARD GP-DAMPER						65
	3	1	418-5538	2	MOUNT AS						
Y	4	1	418-7737	1	ADAPTER GP-DAMPER						11
	5	1	1A-8063	4	BOLT (3/4-10X2.5-IN)						
	6	1	2J-3506	4	NUT-FULL (3/4-10-THD)						
	7	1	5P-8248	8	WASHER-HARD (20X36.5X3.5-MM THK)						

Y - SEPARATE ILLUSTRATION



GRAPHIC #1

<END>

g03347230

BASIC ENGINE

418-7737 ADAPTER GP-DAMPER

FOR USE WITH FRONT MOUNT SEAWATER PUMP C32, C32 GENSET PACKAGE

PART OF 418-8115 ADAPTER GP-AUXILIARY DRIVE

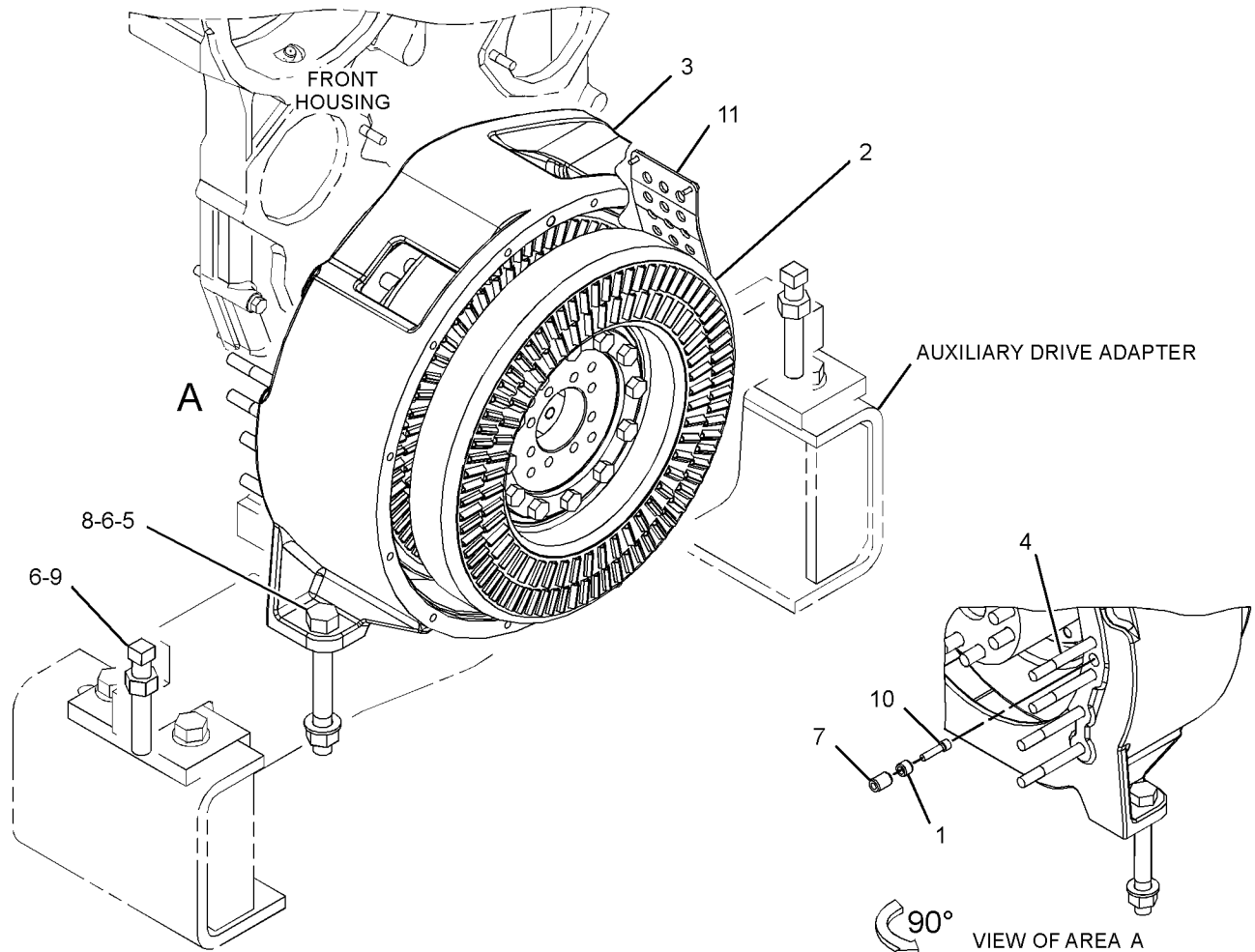
AN ATTACHMENT

SMCS-1205, 5569

i05266762

NOTE	REF NO	GRAPHIC REF	PART NUMBER	QTY	PART NAME						SEE PAGE
					1	2	3	4	5	6 (PRODUCT LEVEL)	
	1	1	4W-8689	2	DOWEL - BUSHING						
Y	2	1	364-0675	1	DAMPER & PULLEY GP						43
	3	1	365-4875	1	ADAPTER						
	4	1	1D-4569	8	BOLT (1/2-13X4.25-IN)						
	5	1	1D-4616	2	BOLT (3/4-10X6-IN)						
	6	1	2J-3506	4	NUT-FULL (3/4-10-THD)						
	7	1	4W-8688	2	DOWEL - THREADED (5/16-18-THD)						
	8	1	5P-8248	2	WASHER-HARD (20X36.5X3.5-MM THK)						
	9	1	8T-4162	2	SETSCREW (3/4-10X4.5-IN)						
	10	1	9F-6641	2	BOLT (5/16-18X1.25-IN)						
Y	11	1	426-0485	1	GUARD GP-ENGINE (LH)						317

Y - SEPARATE ILLUSTRATION



GRAPHIC #1

<END>

g03354267

BASIC ENGINE

226-4927 BASE GP-VALVE COVER & INJ HARN

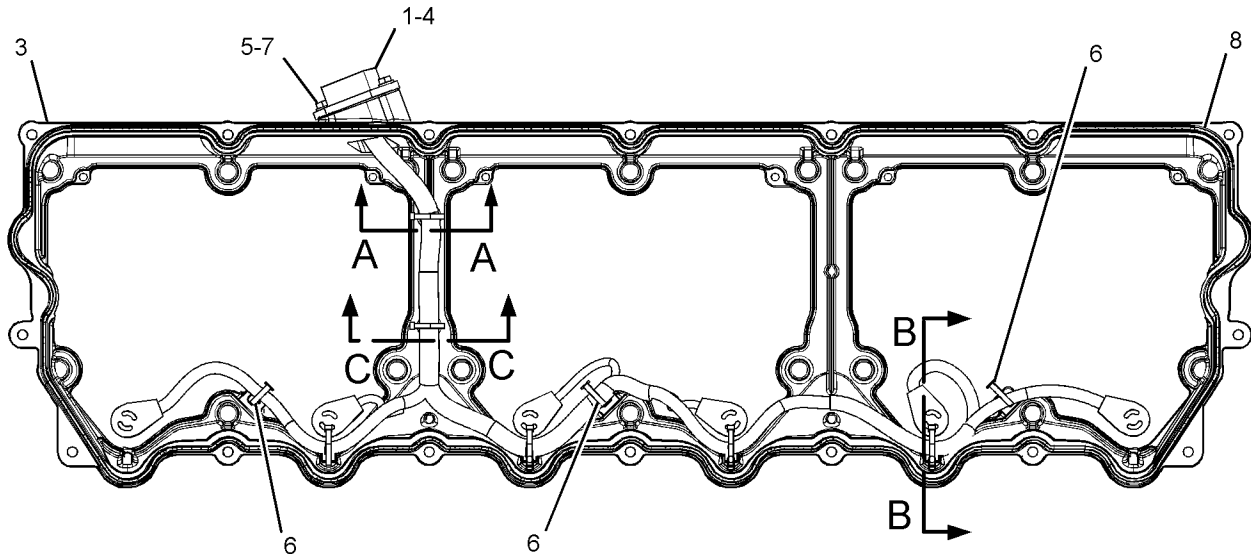
PART OF 387-1813 BASE GP-VALVE COVER & INJ HARN

SMCS-1120, 1408

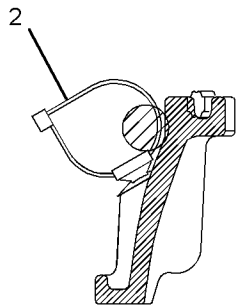
i04975812

NOTE	REF NO	GRAPHIC REF	PART NUMBER	QTY	PART NAME						SEE PAGE
					1	2	3	4	5	6 (PRODUCT LEVEL)	
	1	1	6V-0128	1	SEAL-CONNECTOR						
	2	1	326-4512	6	MOUNTING-CABLE TIE						
	3	1	222-6953	1	BASE-VALVE MECHANISM COVER						
C	4	1	285-6647	1	HARNESS AS-ENGINE (UNIT INJECTOR)						
		1	102-8801	1	KIT-RECEPTACLE (12-PIN)						
					(INCLUDES RECPTACLE AS & WEDGE)						
		1	103-8134	1	KIT-RECEPTACLE (12-PIN)						
					(INCLUDES RECEPTACLE AS & WEDGE)						
		1	8T-8737	3	PLUG-SEAL						
		1	9X-3401	9	PIN-CONNECTOR (16-GA TO 18-GA)						
					-OR-						
		1	126-1767	9	PIN-CONNECTOR (14-GA TO 16-GA)						
	5	1	8T-4205	2	WASHER-HARD (7.2X14.5X2-MM THK)						
	6	1	123-3202	3	STRAP-CABLE						
	7	1	1H-3337	2	BOLT (1/4-20X0.875-IN)						
	8	1	222-6456	1	SEAL (VALVE COVER BASE)						

C - CHANGE FROM PREVIOUS TYPE

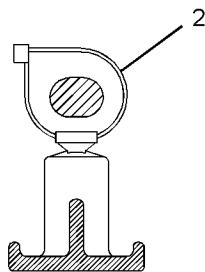


BOTTOM VIEW OF ENGINE



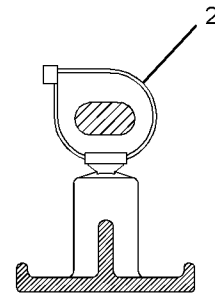
SECTION B-B

GRAPHIC #1



SECTION A-A

<END>



SECTION C-C

g02625665

BASIC ENGINE

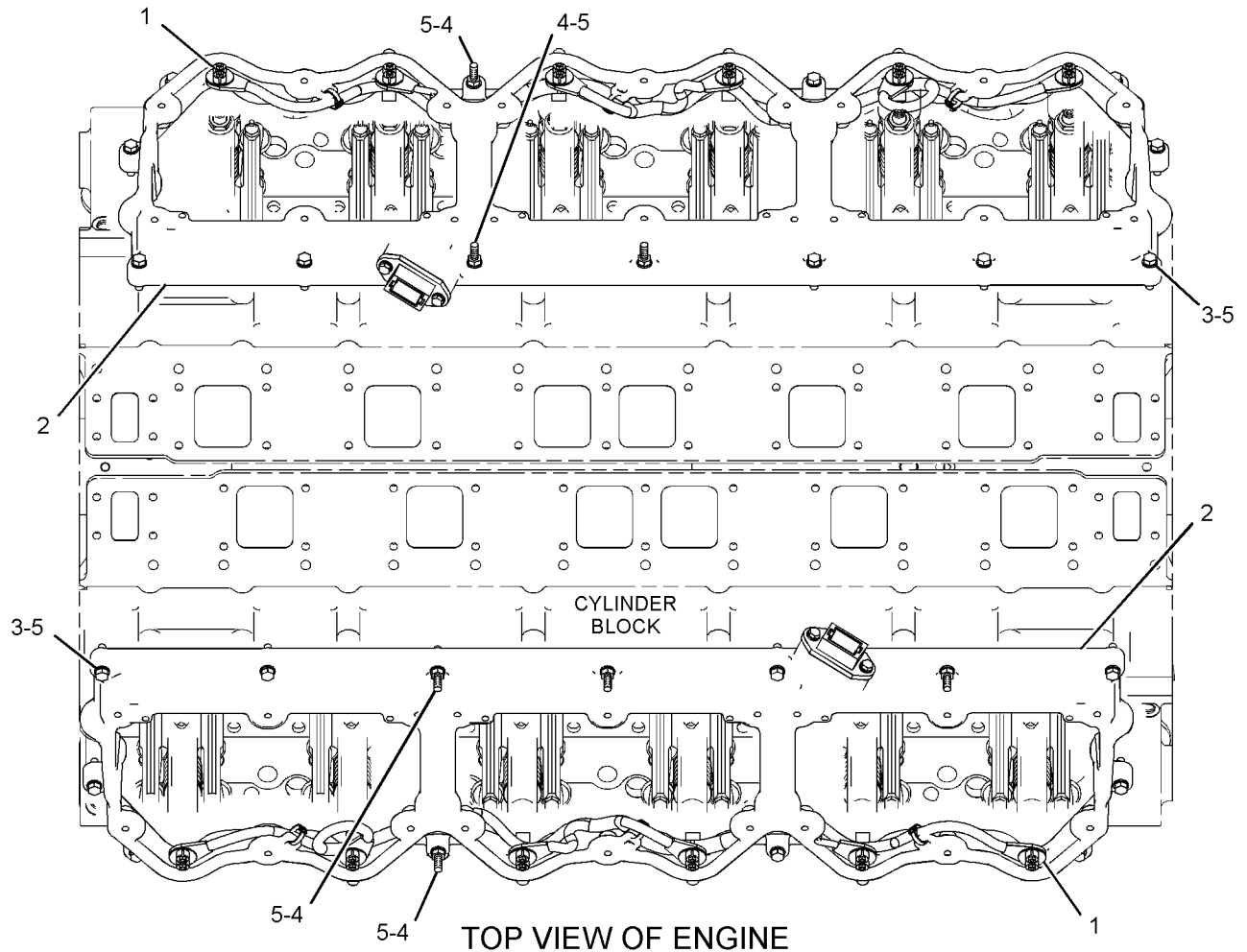
387-1813 BASE GP-VALVE COVER & INJ HARN C32 TIER III SCAC ENGINES

SMCS-1120, 1408

i04877750

NOTE	REF NO	GRAPHIC REF	PART NUMBER	QTY	PART NAME						SEE PAGE
					1	2	3	4	5	6 (PRODUCT LEVEL)	
	1	1	7E-6508	12	CAP AS						
Y	2	1	226-4927	2	BASE GP-VALVE COVER & INJ HARN						12
	3	1	1A-9579	25	BOLT (5/16-18X1.5-IN)						
	4	1	237-3759	7	STUD (5/16-18X2.36-IN)						
	5	1	9M-1974	32	WASHER-HARD (8.8X16X2-MM THK)						

Y - SEPARATE ILLUSTRATION



GRAPHIC #1

<END>

g03099477

BASIC ENGINE

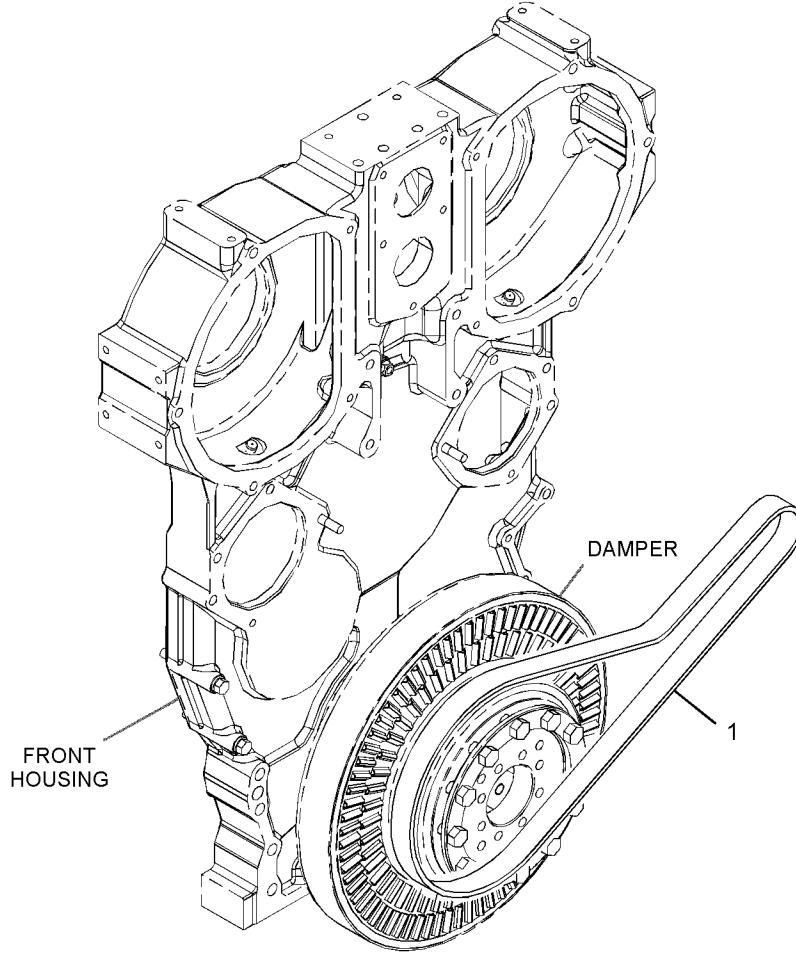
367-3901 BELT GP-SERPENTINE

PROVIDES AN 8 RIB POLY-V ALTERNATOR DRIVE BELT
AN ATTACHMENT

SMCS-1397

i04899227

NOTE	REF NO	GRAPHIC REF	PART NUMBER	QTY	PART NAME						SEE PAGE
					1	2	3	4	5	6 (PRODUCT LEVEL)	
	1	1	359-0191	1	BELT-SERPENTINE						



GRAPHIC #1

<END>

g03290916

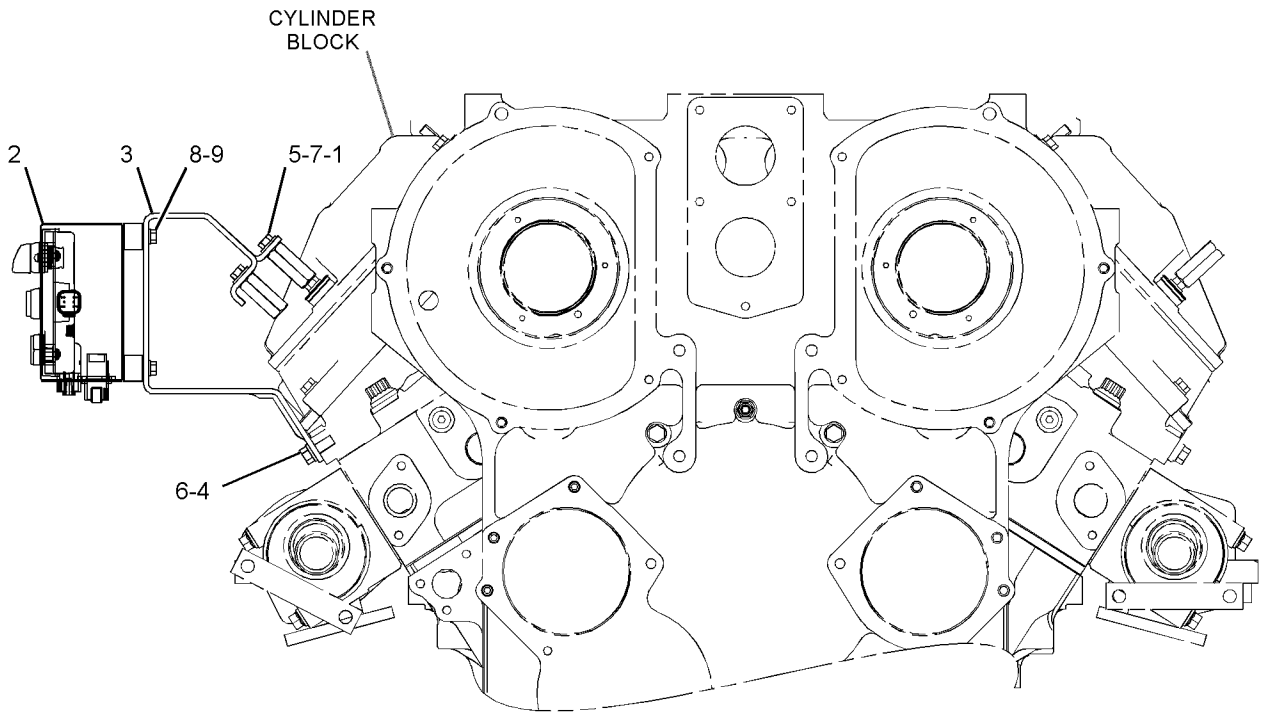
BASIC ENGINE

419-2186 BRACKET GP-MOUNTING FOR USE WITH C32 SCAC MARINE PROP ENGINES AN ATTACHMENT

SMCS-1317

i05162807

NOTE	REF NO	GRAPHIC REF	PART NUMBER	QTY	PART NAME						SEE PAGE
					1	2	3	4	5	6 (PRODUCT LEVEL)	
	1	1	221-2616	2	SPACER (5/16-18X1.75-IN)						
	2	1	380-7364	1	PANEL AS-CONTROL						
	3	1	419-2185	1	BRACKET (RH)						
	4	1	4L-6454	2	BOLT (3/8-16X1-IN)						
	5	1	4M-0061	2	BOLT (5/16-18X0.75-IN)						
	6	1	8T-4896	2	WASHER-HARD (10.2X18.5X2.5-MM THK)						
	7	1	5P-4116	2	WASHER-HARD (8.8X20.5X2-MM THK)						
	8	1	6V-8185	4	NUT (1/4-20-THD)						
	9	1	8T-4205	4	WASHER-HARD (7.2X14.5X2-MM THK)						



FRONT VIEW OF ENGINE

GRAPHIC #1

<END>

g03293097

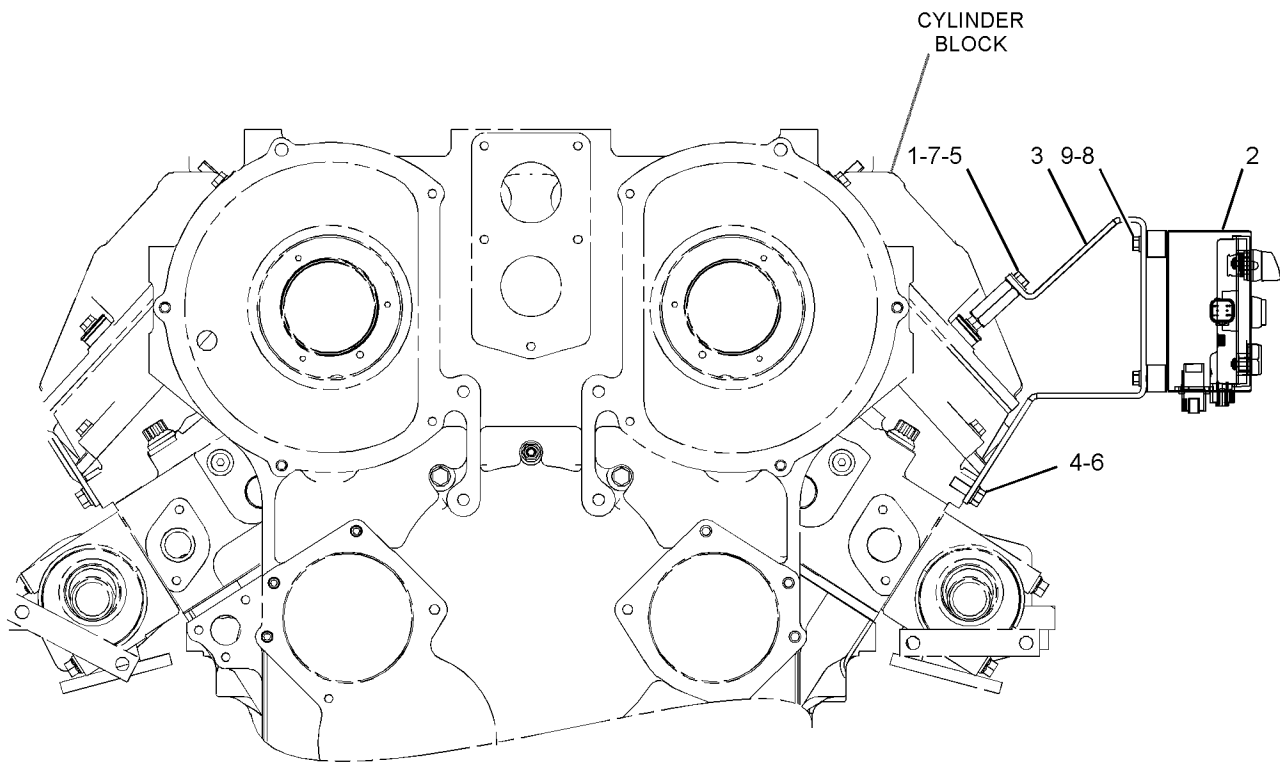
BASIC ENGINE

419-2189 BRACKET GP-MOUNTING FOR USE WITH C32 SCAC MARINE PROP ENGINES AN ATTACHMENT

SMCS-1317

i05164161

NOTE	REF NO	GRAPHIC REF	PART NUMBER	QTY	PART NAME						SEE PAGE
					1	2	3	4	5	6	
	1	1	221-2616	2	SPACER (5/16-18X1.75-IN)						
	2	1	380-7364	1	PANEL AS-CONTROL						
	3	1	419-2188	1	BRACKET (LH)						
	4	1	4L-6454	2	BOLT (3/8-16X1-IN)						
	5	1	4M-0061	2	BOLT (5/16-18X0.75-IN)						
	6	1	8T-4896	2	WASHER-HARD (10.2X18.5X2.5-MM THK)						
	7	1	5P-4116	2	WASHER-HARD (8.8X20.5X2-MM THK)						
	8	1	6V-8185	4	NUT (1/4-20-THD)						
	9	1	8T-4205	4	WASHER-HARD (7.2X14.5X2-MM THK)						



FRONT VIEW OF ENGINE

GRAPHIC #1

<END>

g03292876

BASIC ENGINE

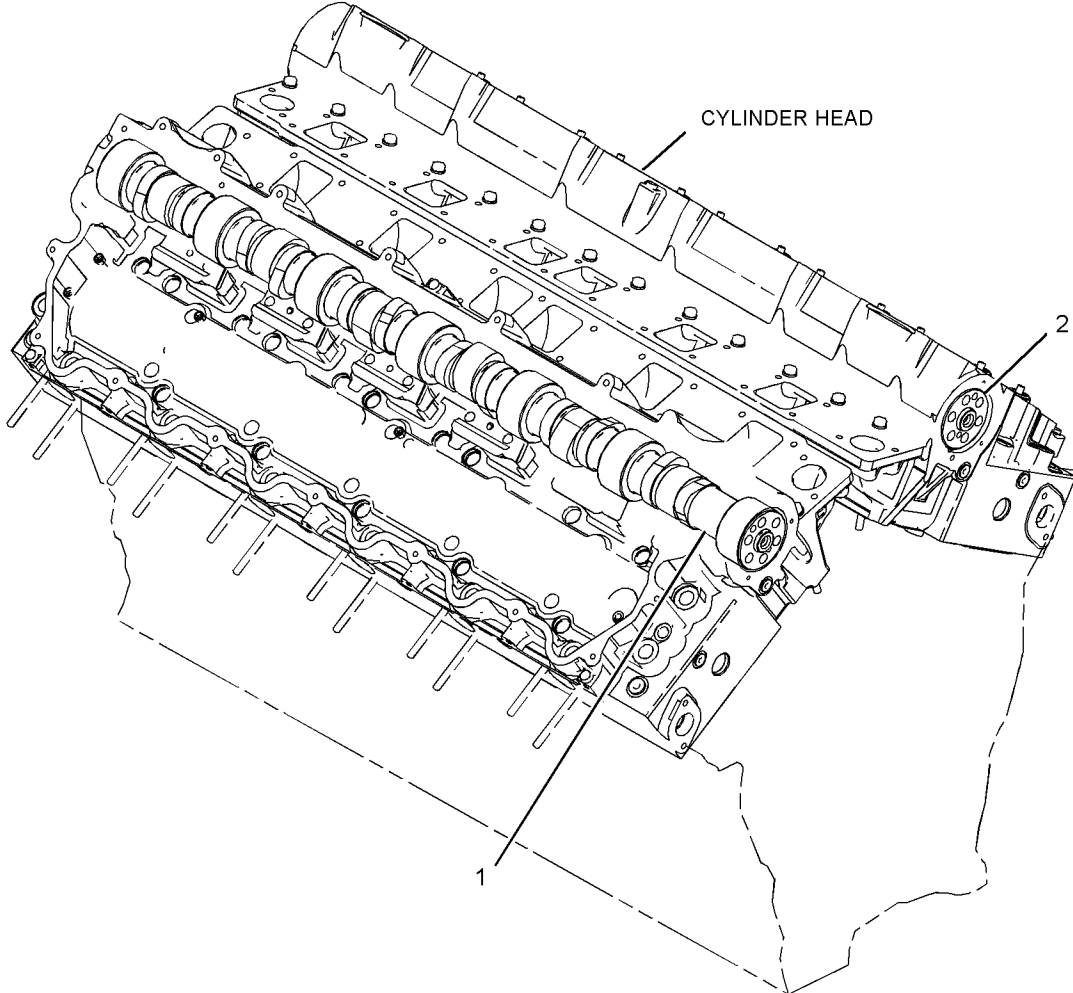
260-9307 CAMSHAFT GP

SMCS-1210

i05090132

NOTE	REF NO	GRAPHIC REF	PART NUMBER	QTY	PART NAME						SEE PAGE
					1	2	3	4	5	6 (PRODUCT LEVEL)	
	1	1	421-0049	1	CAMSHAFT (RIGHT BANK)						
J	2	1	421-0071	1	CAMSHAFT (LEFT BANK)						

J - END MARKED "F" ON FRONT END OF ENGINE



GRAPHIC #1

<END>

g01765773

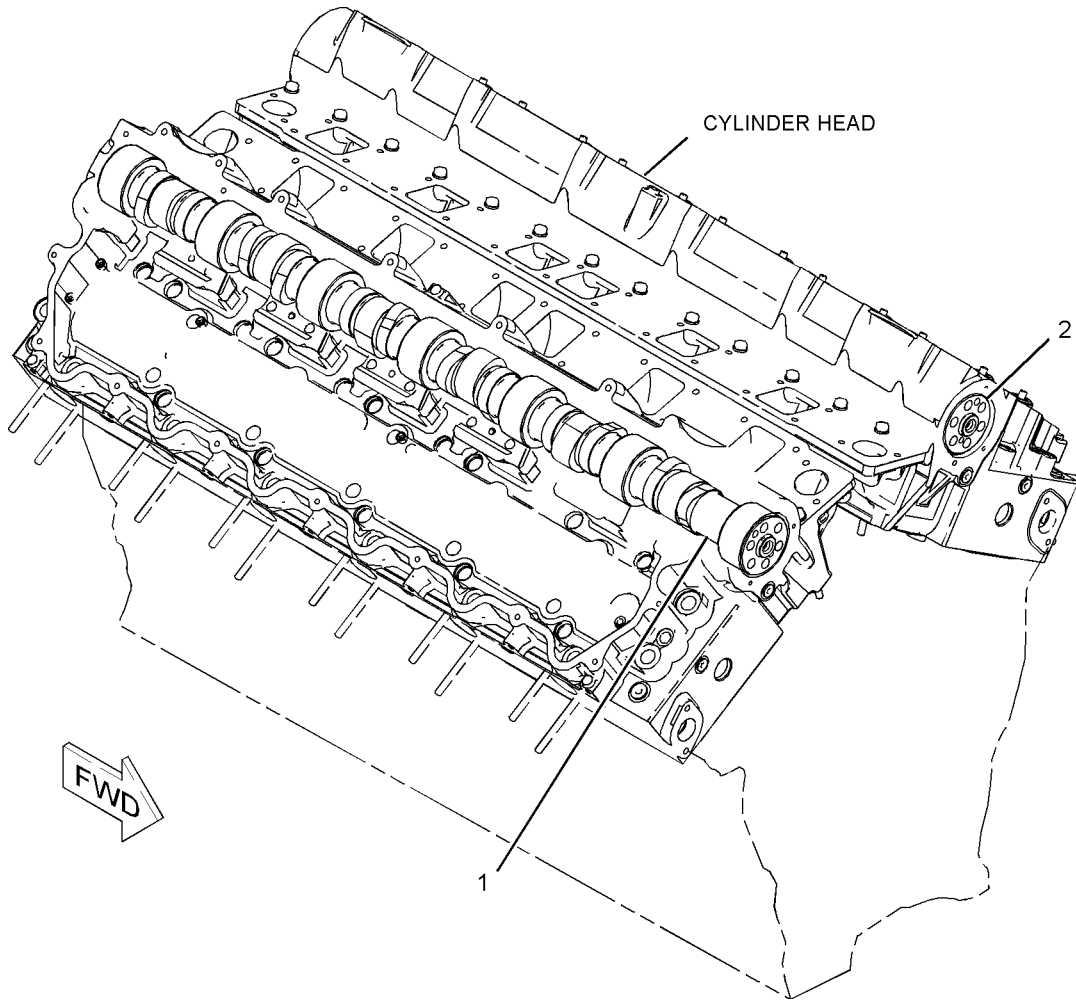
BASIC ENGINE

260-9308 CAMSHAFT GP

SMCS-1210

i05064569

NOTE	REF NO	GRAPHIC REF	PART NUMBER	QTY	PART NAME						SEE PAGE
					1	2	3	4	5	6 (PRODUCT LEVEL)	
	1	1	420-9998	1	CAMSHAFT (RIGHT BANK)						
	2	1	421-0015	1	CAMSHAFT (LEFT BANK)						



GRAPHIC #1

<END>

g01051265

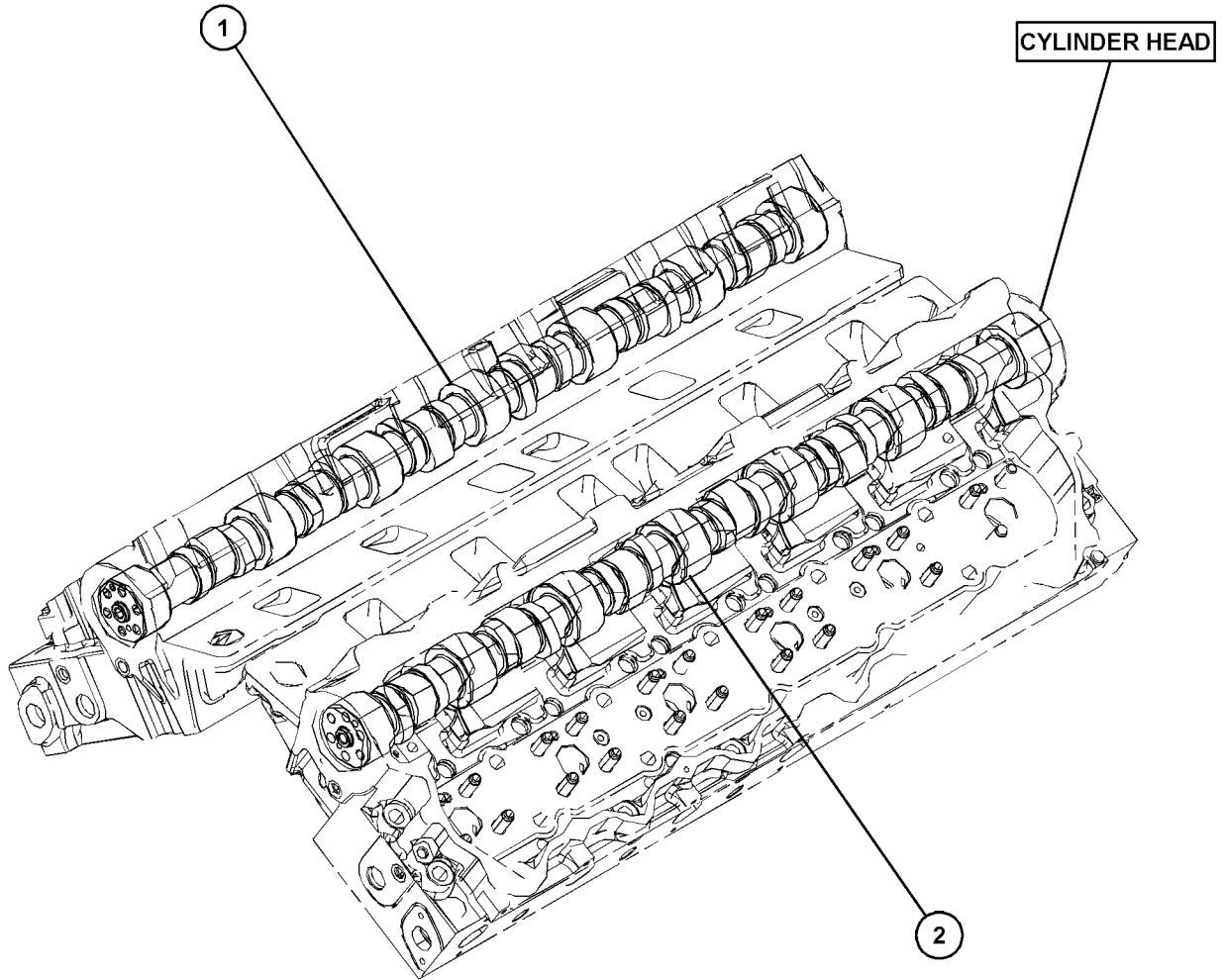
BASIC ENGINE

386-3384 CAMSHAFT GP

SMCS-1210

i04959912

NOTE	REF NO	GRAPHIC REF	PART NUMBER	QTY	PART NAME						SEE PAGE
					1	2	3	4	5	6 (PRODUCT LEVEL)	
1	1	1	384-3899	1	CAMSHAFT						
2	1	1	384-3901	1	CAMSHAFT						



GRAPHIC #1

<END>

g03161098

BASIC ENGINE

5N-3790 CLUTCH AS

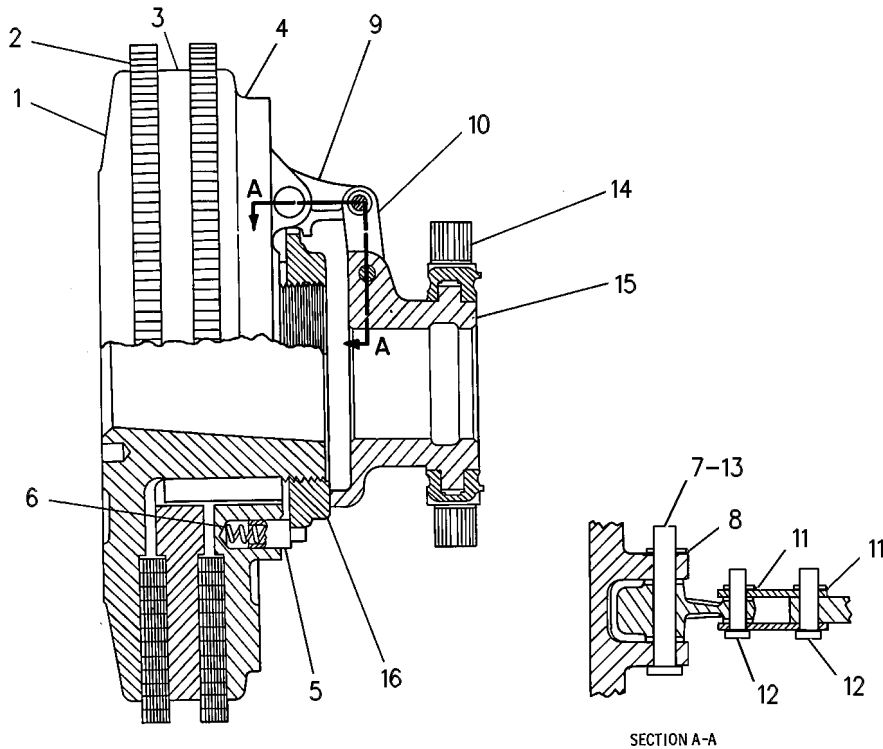
PART OF 5N-7330 CLUTCH GP
AN ATTACHMENT

SMCS-1007

i02603329

NOTE	REF NO	GRAPHIC REF	PART NUMBER	QTY	PART NAME						SEE PAGE
					1	2	3	4	5	6	
	1	1	5L-2016	1	PLATE-HUB & BACK						
	2	1	3N-7952	2	PLATE-DRIVE						
	3	1	5L-2012	1	PLATE-CENTER						
	4	1	3N-7953	1	PLATE AS						
	5	1	3N-7954	1	LOCK PIN						
	6	1	3N-7955	1	SPRING						
	7	1	6L-3966	3	PIN (0.374-IN OD)						
	8	1	6L-3964	3	PIN-COTTER						
	9	1	2L-8259	3	LEVER						
	10	1	5B-5251	6	LINK						
	11	1	6L-3960	6	PIN-COTTER						
	12	1	6L-3965	6	PIN						
	13	1	5D-2751	6	WASHER-SPRING (0.406X0.687X0.125-IN THK)						
	14	1	1K-2811	1	COLLAR AS						
		1	0L-0639	2	BOLT (3/8-24X2.25-IN)						
		1	2L-6267	2	LOCKNUT (3/8-24-THD)						
B		1	1K-3621	2	SHIM						
	15	1	5L-9647	1	SLEEVE-SLIDING						
	16	1	2L-8262	1	RING-ADJUSTMENT						

B - USE AS REQUIRED



GRAPHIC #1

<END>

g00326270

BASIC ENGINE

5N-7330 CLUTCH GP PART OF 365-5161 POWER TAKE-OFF GP AN ATTACHMENT

SMCS-1007

i02890178

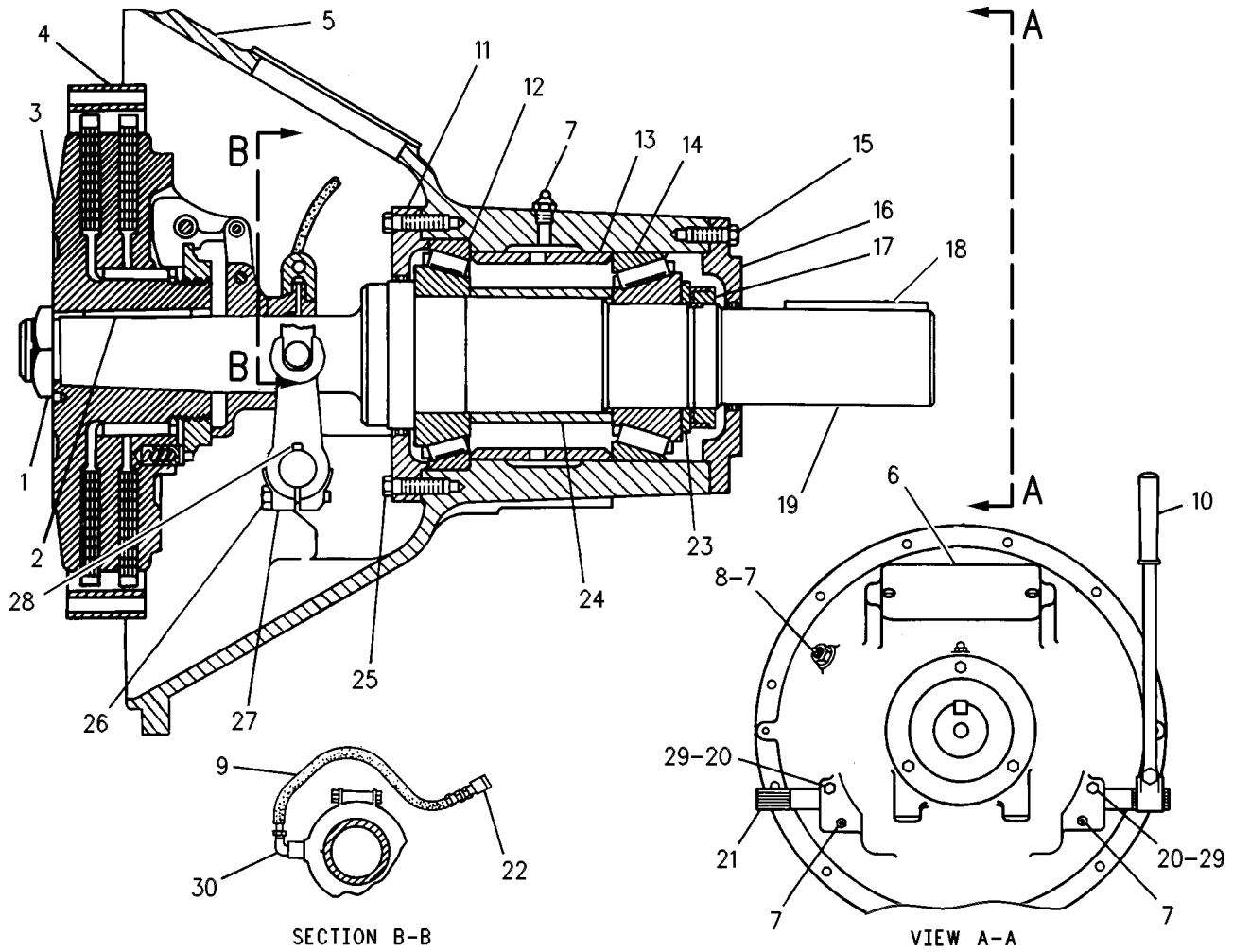
NOTE	REF NO	GRAPHIC REF	PART NUMBER	QTY	PART NAME						SEE PAGE
					1	2	3	4	5	6 (PRODUCT LEVEL)	
	1	1	5L-2017	1	NUT (1-3/4-16-THD)						
		1	5L-2026	1	LOCK						
	2	1	1N-7513	1	KEY-WOODRUFF						
Y	3	1	5N-3790	1	CLUTCH AS						20
	4	1	3L-8049	1	RING-DRIVE (72-TEETH)						
C	5	1	7W-5729	1	HOUSING-CLUTCH						
	6	1	108-3561	1	PLATE-INSTRUCTION (POWER TAKE-OFF)						
		1	1L-6931	2	SCREW AS-MACHINE (1/4-20X0.5-IN)						
	7	1	3B-8489	4	FITTING-GREASE (CLUTCH)						
	8	1	9S-1354	1	NUT (5/8-18-THD)						
		1	4K-0499	1	LOCKWASHER						
CI	9	1	4W-8403	1	HOSE AS						
	10	1	4B-4810	1	LEVER AS-HAND						
		1	0S-1587	1	BOLT (1/2-13X1.75-IN)						
	11	1	5N-7095	1	PLATE-SEAL						
	12	1	1P-4693	1	CUP-BEARING						
		1	6V-2735	1	CONE-BEARING						
	13	1	5N-7094	1	SPACER (120.65X136X93.69-MM THK)						
	14	1	2D-9454	1	CUP-BEARING (TAPERED ROLLER)						
		1	6V-2734	1	CONE-BEARING						
	15	1	0S-1594	3	BOLT (3/8-16X1-IN)						
	16	1	5N-7440	1	PLATE-SEAL						
	17	1	5P-5813	1	LOCKNUT-BEARING (2.75X18-THD)						
		1	4V-7173	1	LOCKNUT						
	18	1	6B-8865	1	KEY-WOODRUFF						
	19	1	5N-7442	1	SHAFT-CLUTCH						
	20	1	012-7950	2	PLUG						
	21	1	4B-4756	1	SHAFT						
C	22	1	4W-8404	1	FITTING						
	23	1	5N-7471	1	WASHER (72X100X6-MM THK)						
	24	1	5N-7153	1	SPACER (76X88.9X93.63-MM THK)						
	25	1	3B-1915	6	BOLT (3/8-16X1.375-IN)						
	26	1	0S-1591	2	BOLT (3/8-16X1.5-IN)						
	27	1	1K-2673	1	YOKE-THROW-OUT						
	28	1	6L-5151	2	KEY-WOODRUFF						
	29	1	3B-0623	2	PLUG-CUP						
C	30	1	2N-1287	1	ELBOW-FLARED						

C - CHANGE FROM PREVIOUS TYPE
I - REFER TO HYDRAULIC INFORMATION SYSTEM
Y - SEPARATE ILLUSTRATION

BASIC ENGINE

5N-7330 CLUTCH GP (contd.)

i02890178



GRAPHIC #1

<END>

g00257987

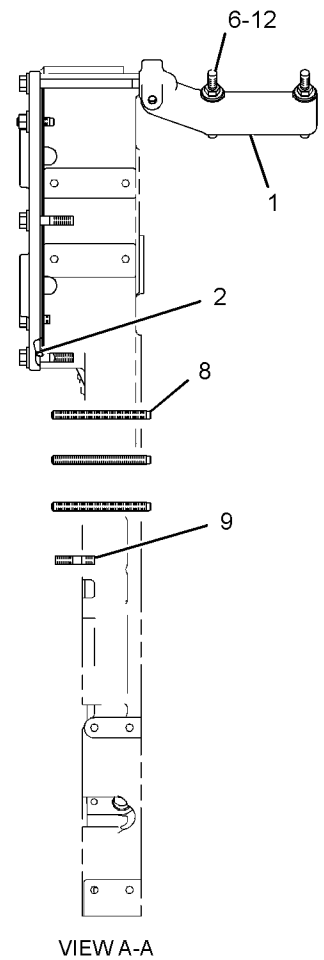
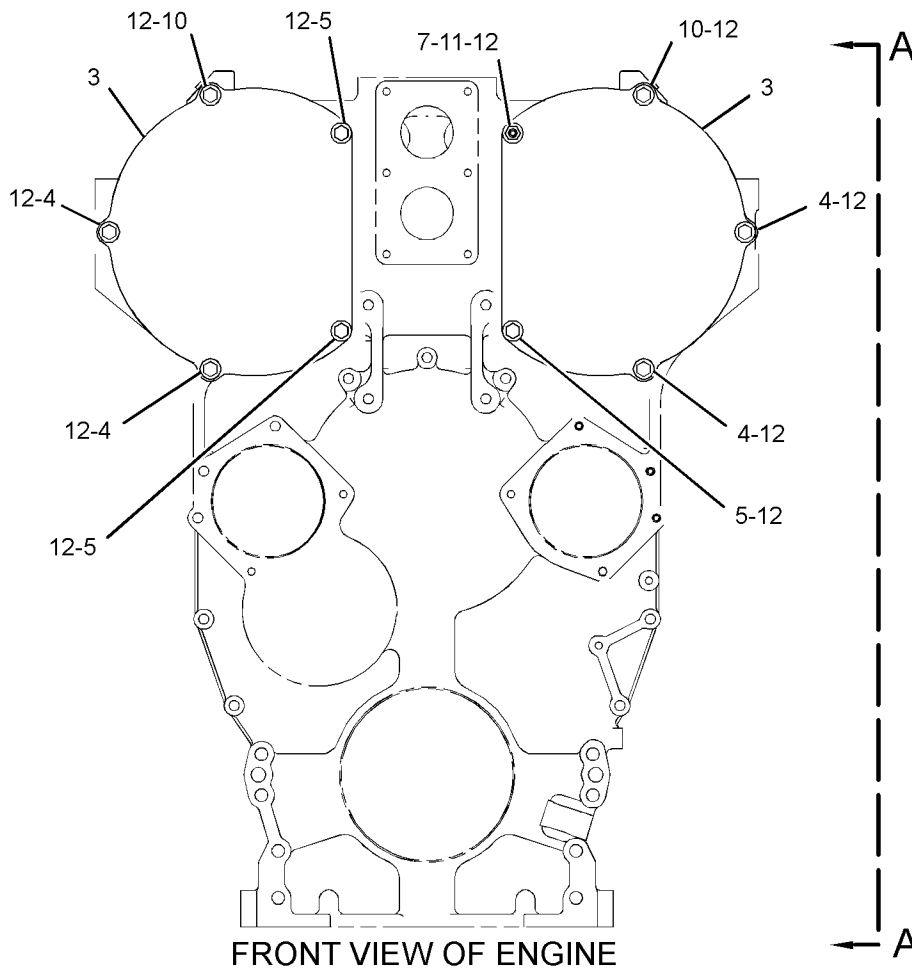
BASIC ENGINE

297-4270 COVER GP-CAMSHAFT FOR USE WITH COMMERCIAL MARINE ENGINES

SMCS-1210

i02707011

NOTE	REF NO	GRAPHIC REF	PART NUMBER	QTY	PART NAME						SEE PAGE
					1	2	3	4	5	6 (PRODUCT LEVEL)	
	1	1	234-3441	2	SUPPORT-HOUSING (LH)						
	2	1	239-1139	2	SEAL						
	3	1	274-4051	2	COVER-CAMSHAFT						
	4	1	0S-1590	4	BOLT (3/8-16X2-IN)						
	5	1	0S-1594	3	BOLT (3/8-16X1-IN)						
	6	1	1W-1038	4	STUD (3/8-16X2.75-IN)						
	7	1	2M-1538	1	STUD-TAPERLOCK (3/8-16X1.6-IN)						
	8	1	2P-1974	3	STUD-TAPERLOCK (3/8-16X4.2-IN)						
	9	1	3K-3256	1	STUD-TAPERLOCK (3/8-16X1.7-IN)						
	10	1	5F-4899	2	BOLT (3/8-16X5.5-IN)						
	11	1	9S-8752	1	NUT-FULL (3/8-16-THD)						
	12	1	9X-6458	14	WASHER-HARD (10.2X22.5X3-MM THK)						



GRAPHIC #1

<END>

g01360032

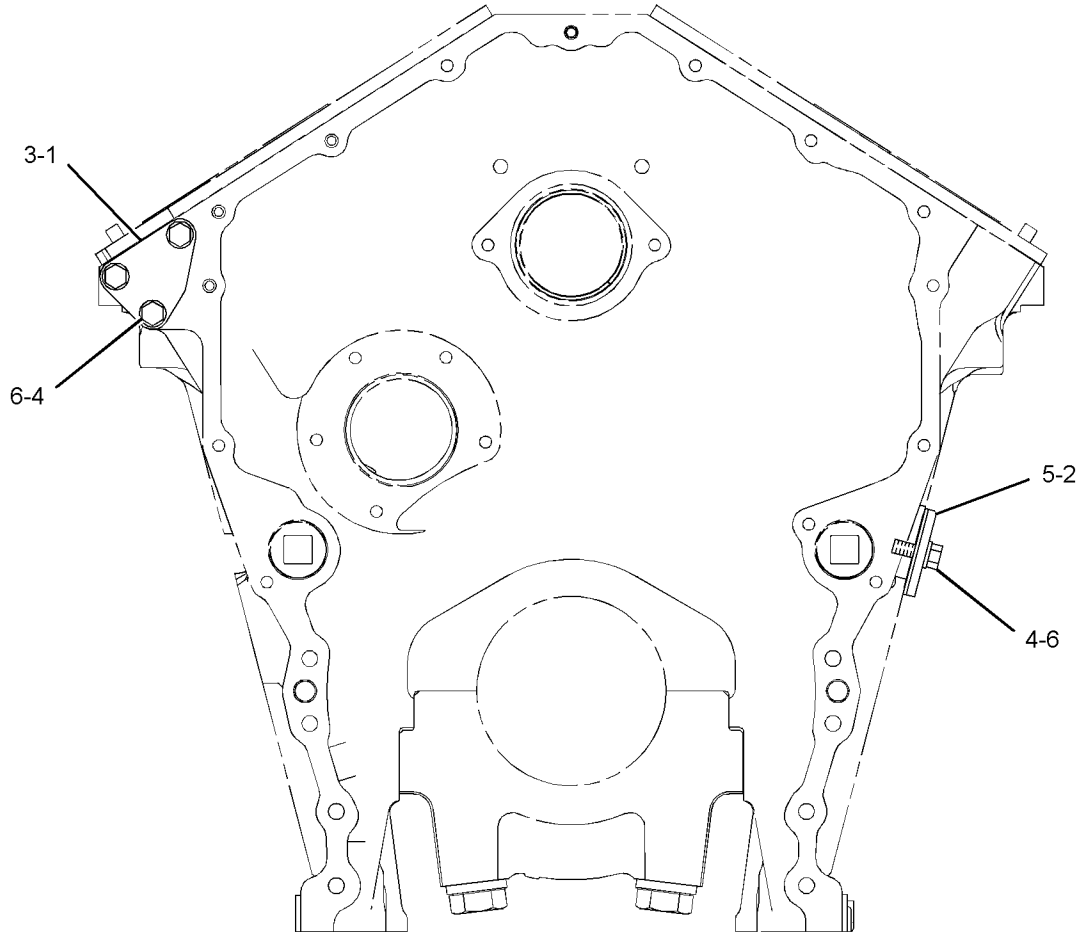
BASIC ENGINE

324-8029 COVER GP-CYLINDER BLOCK

SMCS-1201

i03102282

NOTE	REF NO	GRAPHIC REF	PART NUMBER	QTY	PART NAME						SEE PAGE
					1	2	3	4	5	6 (PRODUCT LEVEL)	
	1	1	4N-1683	1	COVER						
	2	1	234-8937	1	SEAL - INTEGRAL						
	3	1	239-5571	1	SEAL - INTEGRAL						
	4	1	0S-1594	5	BOLT (3/8-16X1-IN)						
	5	1	2P-2772	1	COVER						
	6	1	5M-2894	5	WASHER - HARD (10.2X18.5X2.5-MM THK)						



FRONT VIEW OF ENGINE

<END>

GRAPHIC #1

g01587694

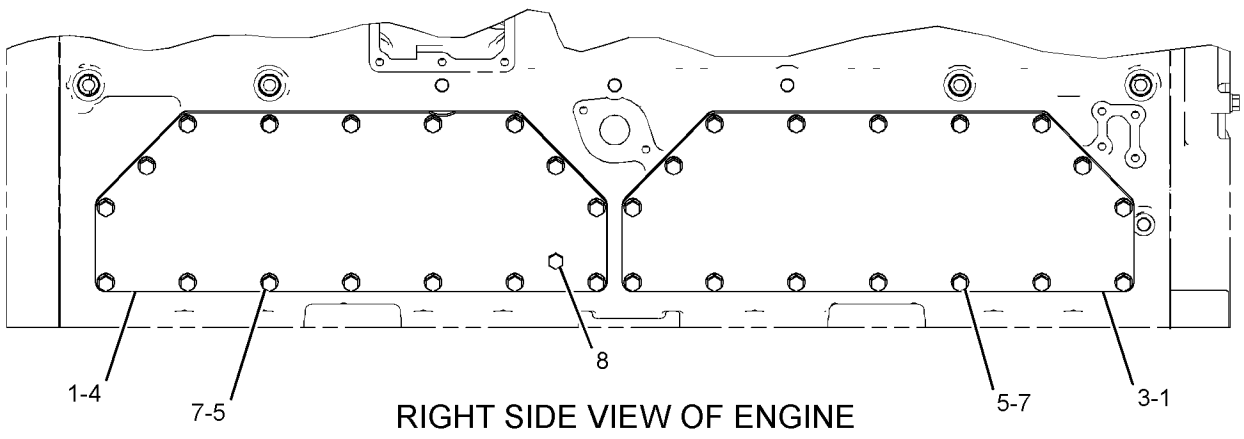
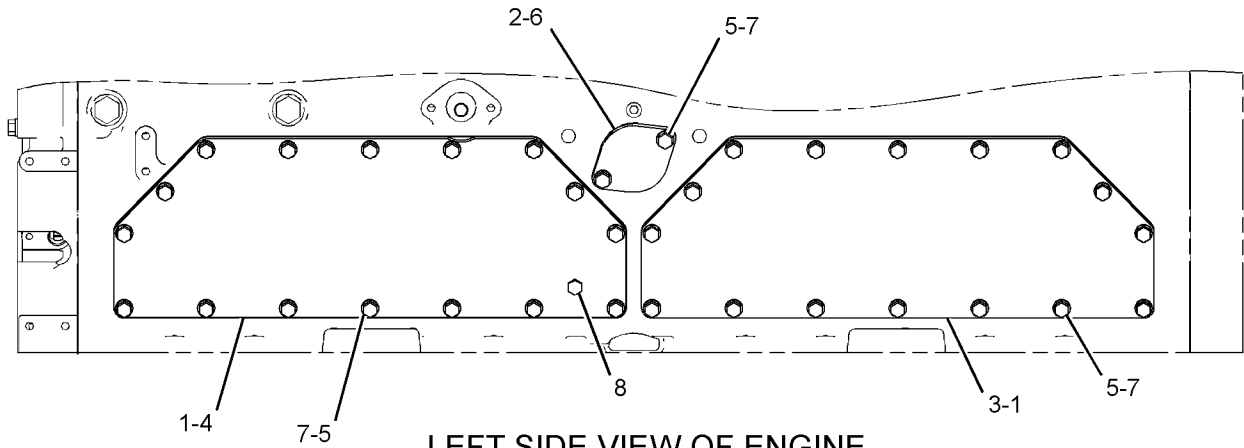
BASIC ENGINE

325-1505 COVER GP-CYLINDER BLOCK

SMCS-1201

i03643867

NOTE	REF NO	GRAPHIC REF	PART NUMBER	QTY	PART NAME						SEE PAGE
					1	2	3	4	5	6	
	1	1	4N-2630	4	GASKET-SI ACCESS						
	2	1	239-5572	1	SEAL-INTEGRAL						
	3	1	4N-2629	2	COVER-SI ACCESS						
	4	1	303-8487	2	COVER						
	5	1	0S-1594	66	BOLT (3/8-16X1-IN)						
	6	1	4N-0794	1	COVER						
	7	1	5M-2894	66	WASHER-HARD (10.2X18.5X2.5-MM THK)						
	8	1	8T-6765	2	PLUG-PIPE						



GRAPHIC #1

<END>

g01961542

BASIC ENGINE

356-3573 COVER GP-ENGINE

C32 TIER IV MARINE APPLICATION

SMCS-1000

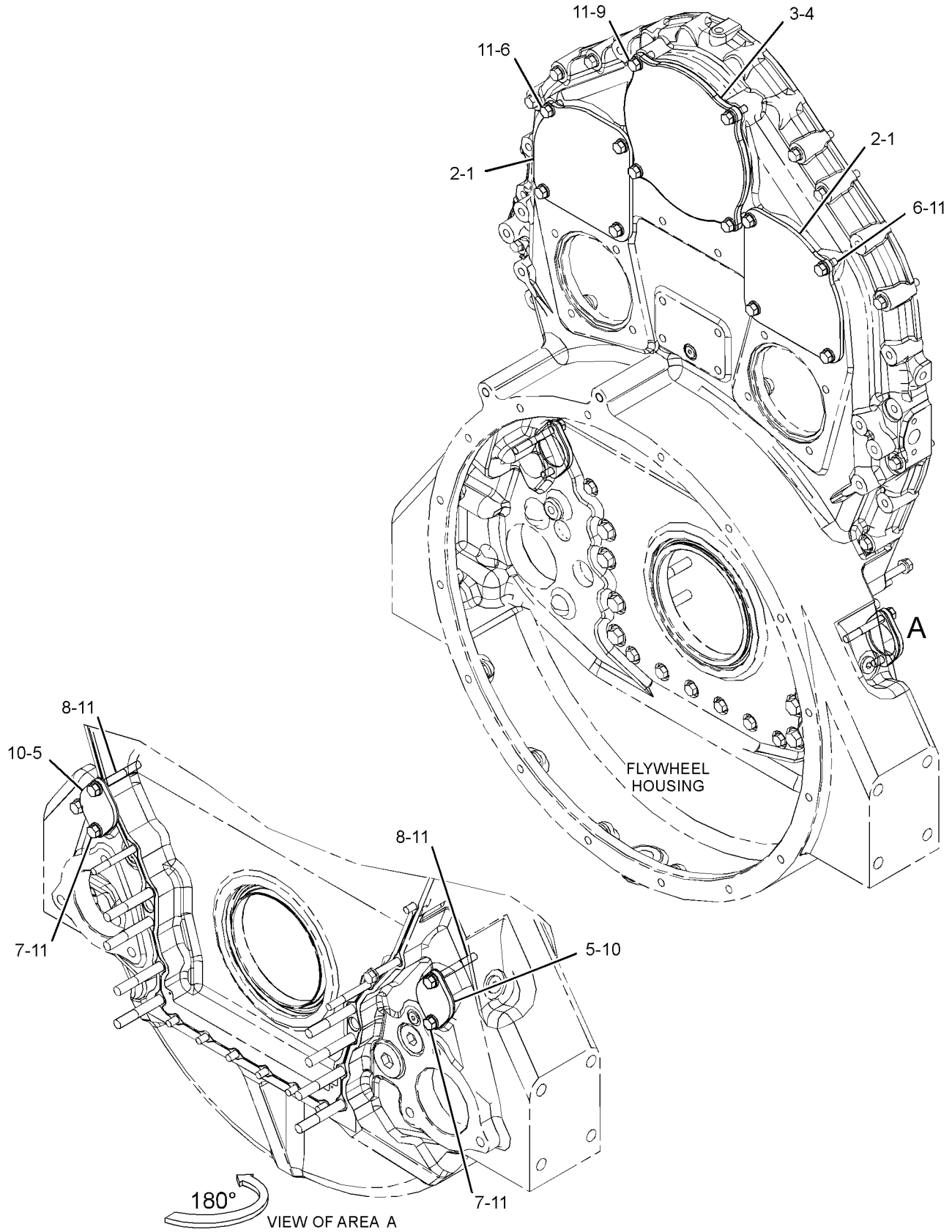
i05201261

NOTE	REF NO	GRAPHIC REF	PART NUMBER	QTY	PART NAME	SEE PAGE
					1 2 3 4 5 6 (PRODUCT LEVEL)	
	1	1	6V-5553	2	SEAL-O-RING	
	2	1	230-4157	2	COVER	
	3	1	273-8703	1	COVER	
	4	1	227-5538	1	SEAL-O-RING	
	5	1	234-8937	2	SEAL-INTEGRAL	
	6	1	0L-1351	8	BOLT (3/8-16X0.875-IN)	
	7	1	0S-1594	2	BOLT (3/8-16X1-IN)	
	8	1	0S-1619	2	BOLT (3/8-16X3-IN)	
	9	1	1A-2029	4	BOLT (3/8-16X1.125-IN)	
	10	1	2P-2772	2	COVER	
	11	1	5M-2894	16	WASHER-HARD (10.2X18.5X2.5-MM THK)	

BASIC ENGINE

356-3573 COVER GP-ENGINE (contd.)

i05201261



GRAPHIC #1

<END>

g03317876

BASIC ENGINE

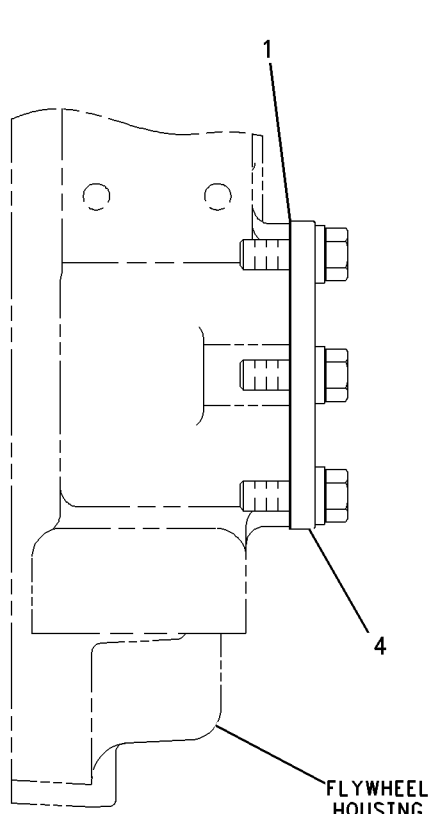
127-5728 COVER GP-FLYWHEEL HOUSING

FOR USE WITH LH MOUNTED STARTER

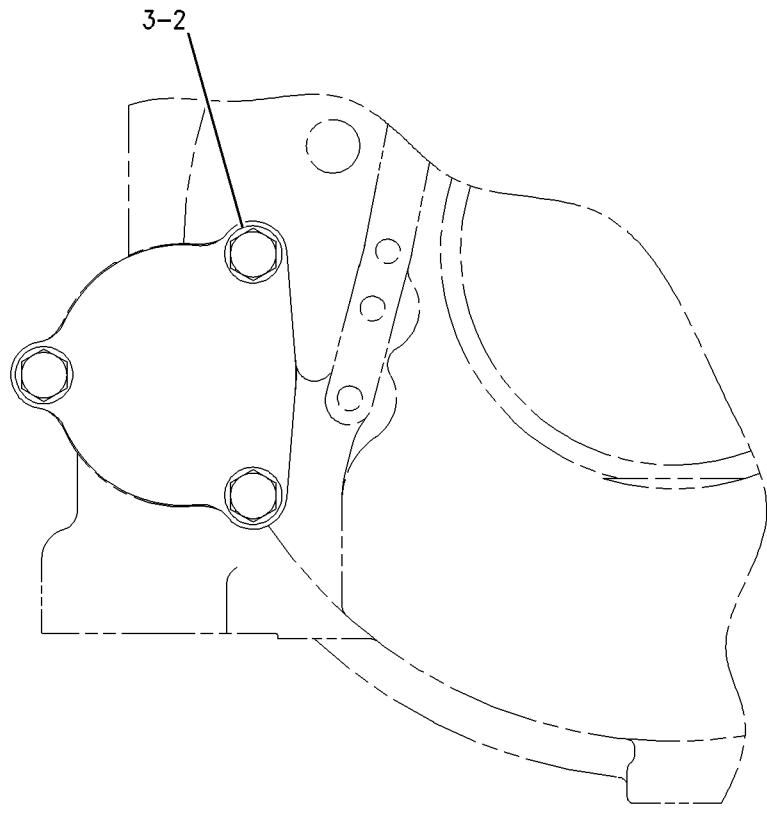
SMCS-1157

i05288138

NOTE	REF NO	GRAPHIC REF	PART NUMBER	QTY	PART NAME						SEE PAGE
					1	2	3	4	5	6 (PRODUCT LEVEL)	
	1	1	9Y-6089	1	GASKET						
	2	1	0S-1589	3	BOLT (5/8-11X1.75-IN)						
	3	1	4D-3704	3	WASHER-HARD (17X30X5-MM THK)						
	4	1	4N-1114	1	COVER						



RIGHT SIDE VIEW



FRONT VIEW

GRAPHIC #1

<END>

g00783561

BASIC ENGINE

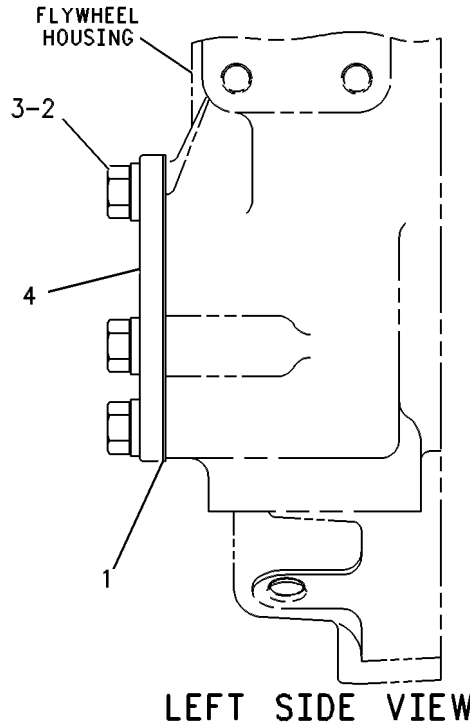
133-3089 COVER GP-FLYWHEEL HOUSING

FOR USE WITH RH MOUNTED STARTER

SMCS-1157

i02202316

NOTE	REF NO	GRAPHIC REF	PART NUMBER	QTY	PART NAME						SEE PAGE
					1	2	3	4	5	6 (PRODUCT LEVEL)	
	1	1	9Y-6089	1	GASKET						
	2	1	OS-1589	3	BOLT (5/8-11X1.75-IN)						
	3	1	4D-3704	3	WASHER-HARD (17X30X5-MM THK)						
	4	1	4N-1114	1	COVER						



GRAPHIC #1

<END>

g00263620

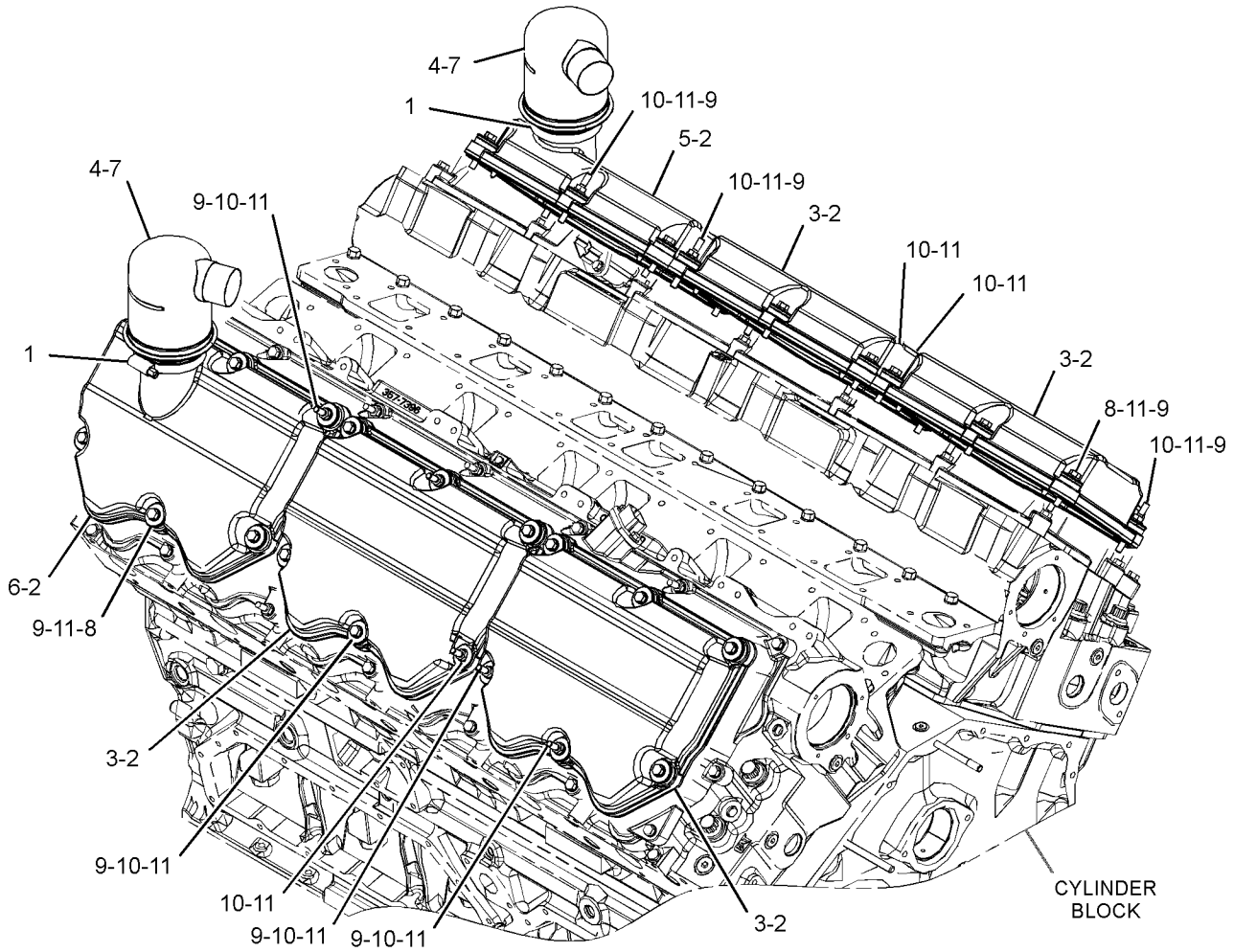
BASIC ENGINE

361-0063 COVER GP-VALVE MECHANISM

SMCS-1107

i05110451

NOTE	REF NO	GRAPHIC REF	PART NUMBER	QTY	PART NAME						SEE PAGE
					1	2	3	4	5	6 (PRODUCT LEVEL)	
	1	1	4W-3034	2	CLAMP-HOSE						
	2	1	224-7506	6	SEAL-VALVE COVER						
	3	1	238-9850	4	COVER						
	4	1	282-9105	2	BREATHER AS (CRANKCASE)						
	5	1	293-8247	1	COVER-VALVE MECHANISM						
	6	1	293-8248	1	COVER-VALVE MECHANISM						
	7	1	033-6031	2	SEAL-O-RING						
	8	1	7X-0440	25	BOLT (5/16-18X1.75-IN)						
	9	1	212-7728	36	WASHER-ISOLATOR						
	10	1	224-9907	11	STUD (5/16-18-THD)						
	11	1	8T-4224	36	WASHER-HARD (8.8X16X2-MM THK)						



GRAPHIC #1

<END>

g03290937

BASIC ENGINE

224-3250 CRANKSHAFT GP

SMCS-1202

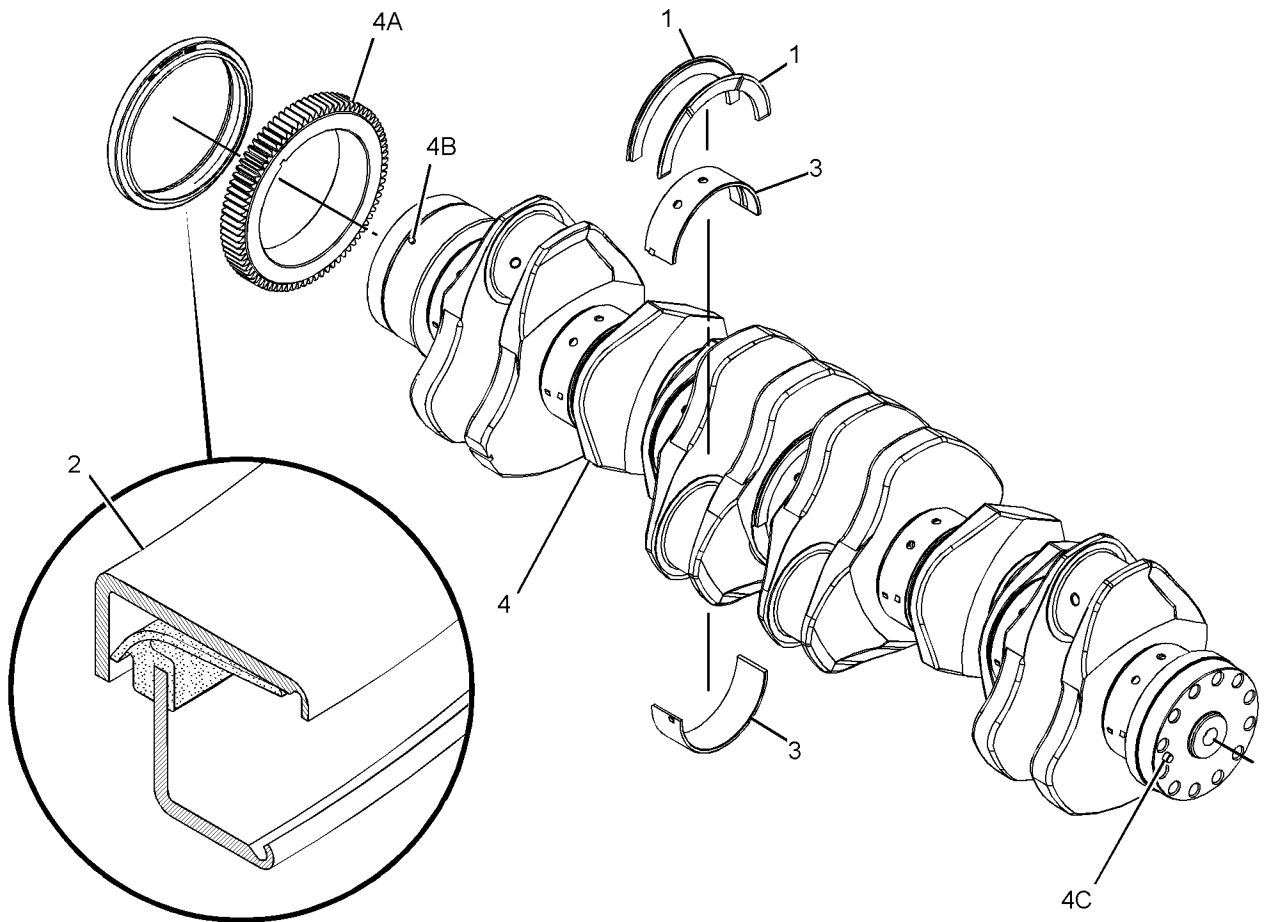
i04769513

NOTE	REF NO	GRAPHIC REF	PART NUMBER	QTY	PART NAME						SEE PAGE
					1	2	3	4	5	6 (PRODUCT LEVEL)	
J	1	1	253-1752	2	PLATE-THRUST						
Y	2	1	319-7401	1	SEAL GP-CRANKSHAFT (FRONT)						87
J	3	1	317-8766	7	BEARING-MAIN (STANDARD)						
AB			4W-5698		BEARING-MAIN (0.63-MM US)						
AB			4W-5699		BEARING-MAIN (1.27-MM US)						
AB			4W-5700		BEARING-MAIN (0.63-MM OS)						
AB			4W-5701		BEARING-MAIN (0.63-MM OS, 0.63-MM US)						
	4	1	384-9908	1	CRANKSHAFT AS						
	4A	1	223-9135	1	GEAR-CRANKSHAFT (99-TEETH)						
	4B	1	7S-5005	1	DOWEL						
	4C	1	4N-0684	1	DOWEL						

AVAILABLE REPAIR KIT(S) :

AJ	243-6718	KIT-CRANKSHAFT BEARING (STANDARD) (INCLUDES A COMPLETE SET OF MAIN BEARINGS AND THRUST PLATES)
----	-----------------	---

A - NOT PART OF THIS GROUP
 B - USE AS REQUIRED
 J - KIT MARKED J INCLUDES PARTS MARKED J
 Y - SEPARATE ILLUSTRATION



GRAPHIC #1

<END>

g01301827

BASIC ENGINE

348-9909 CYLINDER BLOCK AS

PART OF 349-0701 CYLINDER BLOCK AS

SMCS-1201

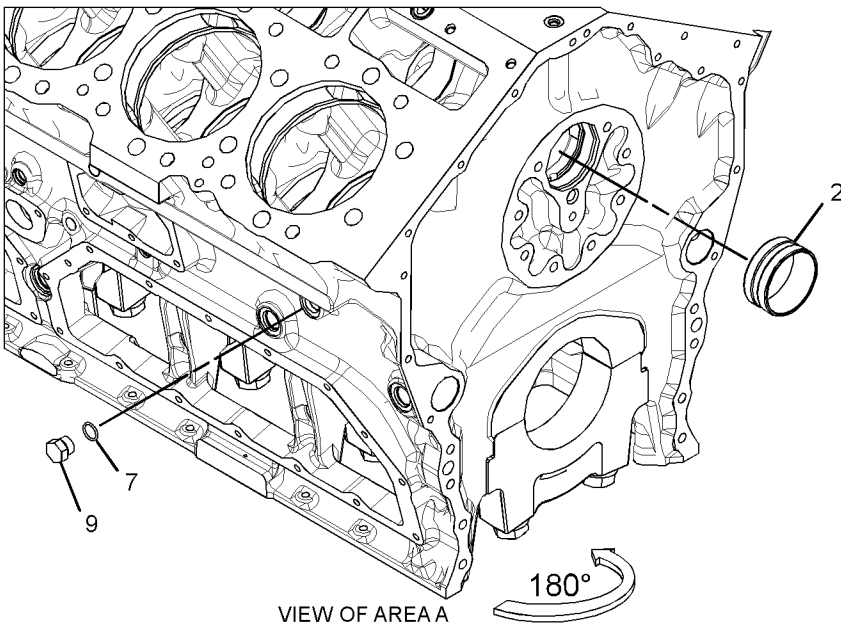
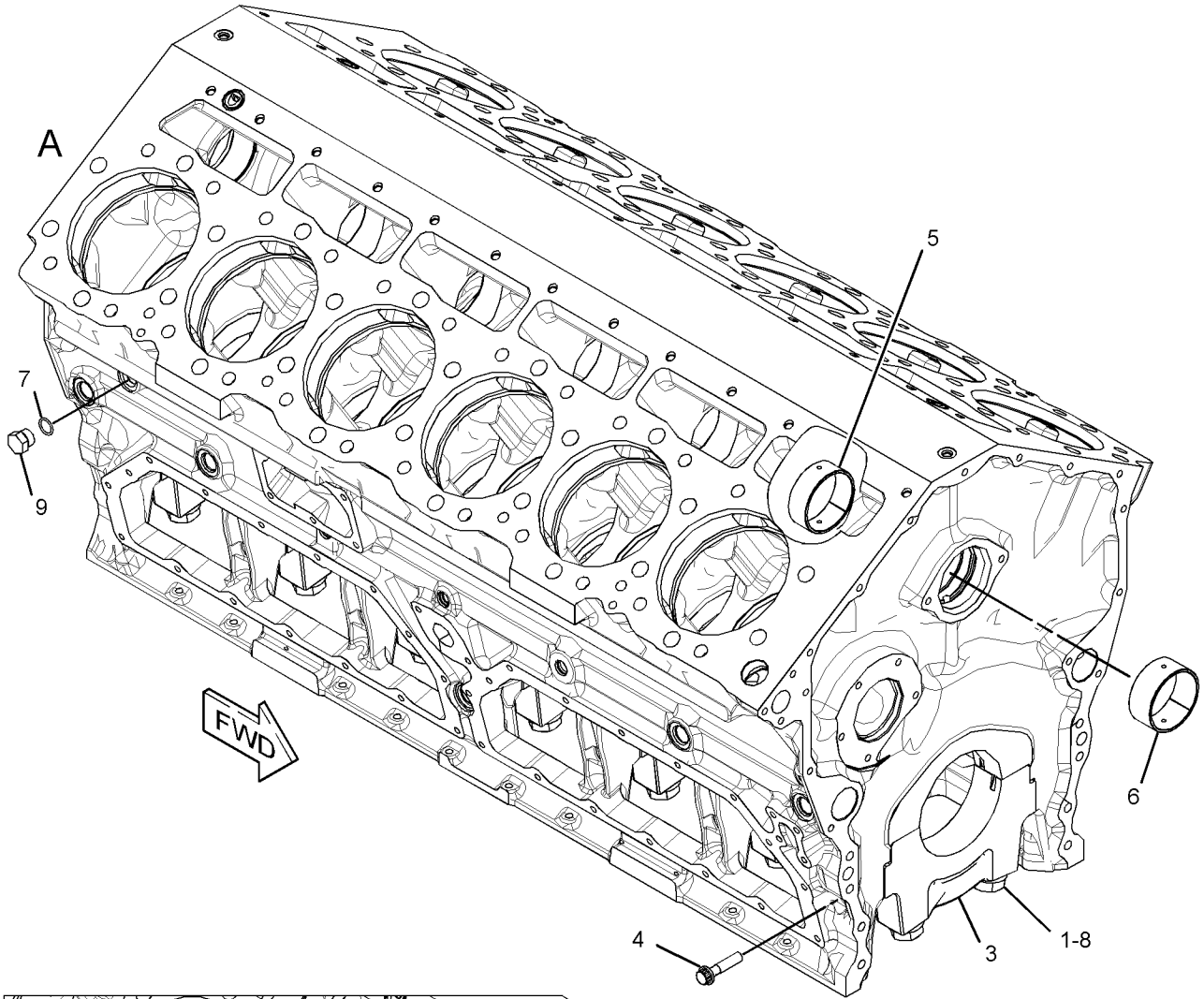
i05250588

NOTE	REF NO	GRAPHIC REF	PART NUMBER	QTY	PART NAME	SEE PAGE
					1 2 3 4 5 6 (PRODUCT LEVEL)	
	1	1	3P-1323	14	BOLT-BEARING CAP (7/8-14X7.75-IN)	
	2	1	225-5966	1	SLEEVE	
	3	1	232-7607	7	CAP-CRANKSHAFT	
	4	1	365-4307	14	BOLT-12 POINT HEAD (M11X1.25X50-MM)	
	5	1	4N-0685	1	BUSHING (1-IN WIDE)	
	6	1	4N-6658	1	BUSHING (1.3-IN WIDE)	
	7	1	6V-6609	2	SEAL-O-RING	
	8	1	9H-1031	14	WASHER-HARD (24X41.5X6-MM THK)	
	9	1	9S-4185	2	PLUG-O-RING	

BASIC ENGINE

348-9909 CYLINDER BLOCK AS (contd.)

i05250588



GRAPHIC #1

<END>

g02153976

BASIC ENGINE

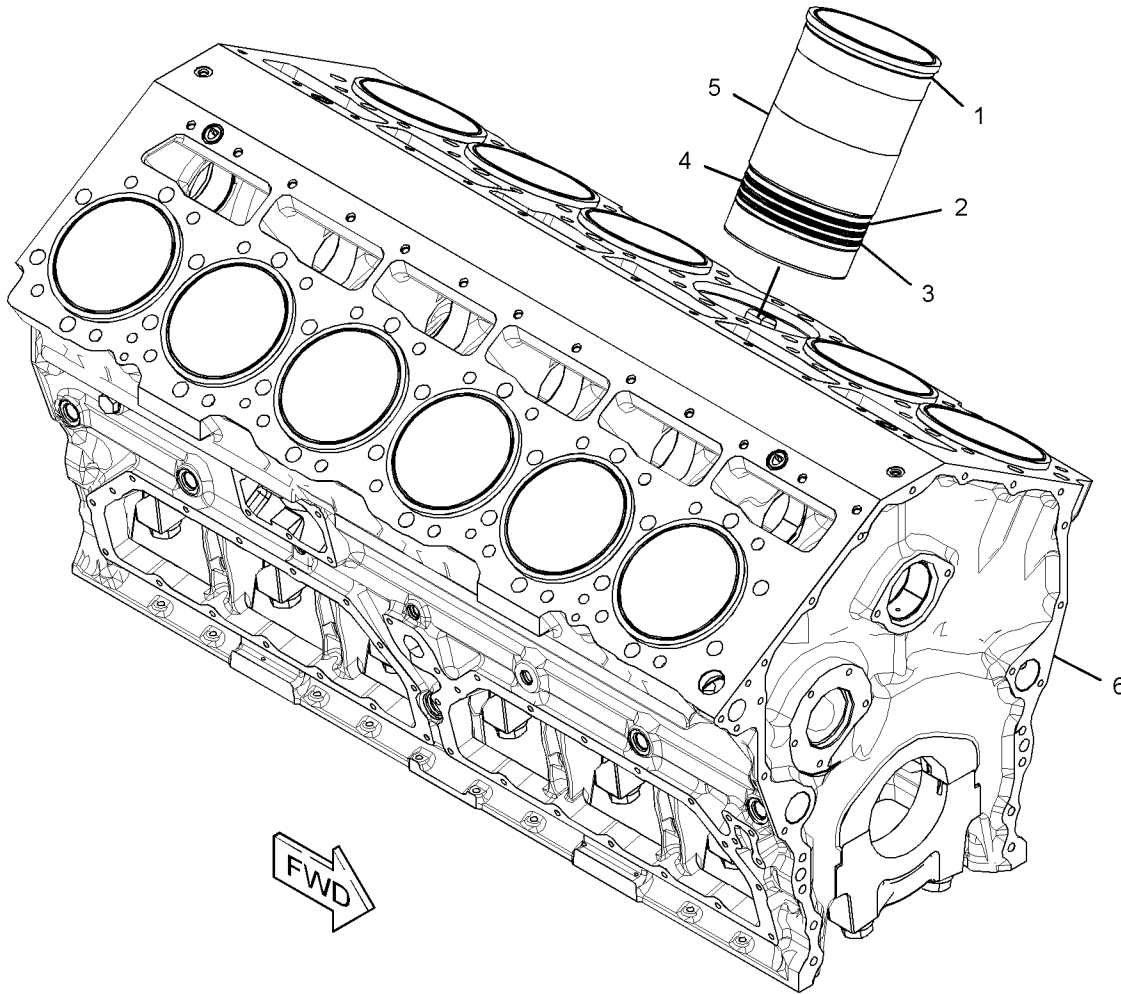
349-0701 CYLINDER BLOCK AS PART OF 350-5438 CYLINDER BLOCK GP

SMCS - 1201

i03922212

NOTE	REF NO	GRAPHIC REF	PART NUMBER	QTY	PART NAME						SEE PAGE
					1	2	3	4	5	6 (PRODUCT LEVEL)	
	1	1	9L-5854	12	BAND-FILLER (130.2-MM ID)						
	2	1	155-0809	12	SEAL-LINER						
	3	1	155-0810	12	SEAL-LINER						
	4	1	155-2793	12	SEAL-LINER						
	5	1	322-1126	12	LINER-CYLINDER BLOCK						
Y	6	1	348-9909	1	CYLINDER BLOCK AS						32

Y - SEPARATE ILLUSTRATION



GRAPHIC #1

<END>

g02153936

BASIC ENGINE

350-5438 CYLINDER BLOCK GP

SMCS-1201

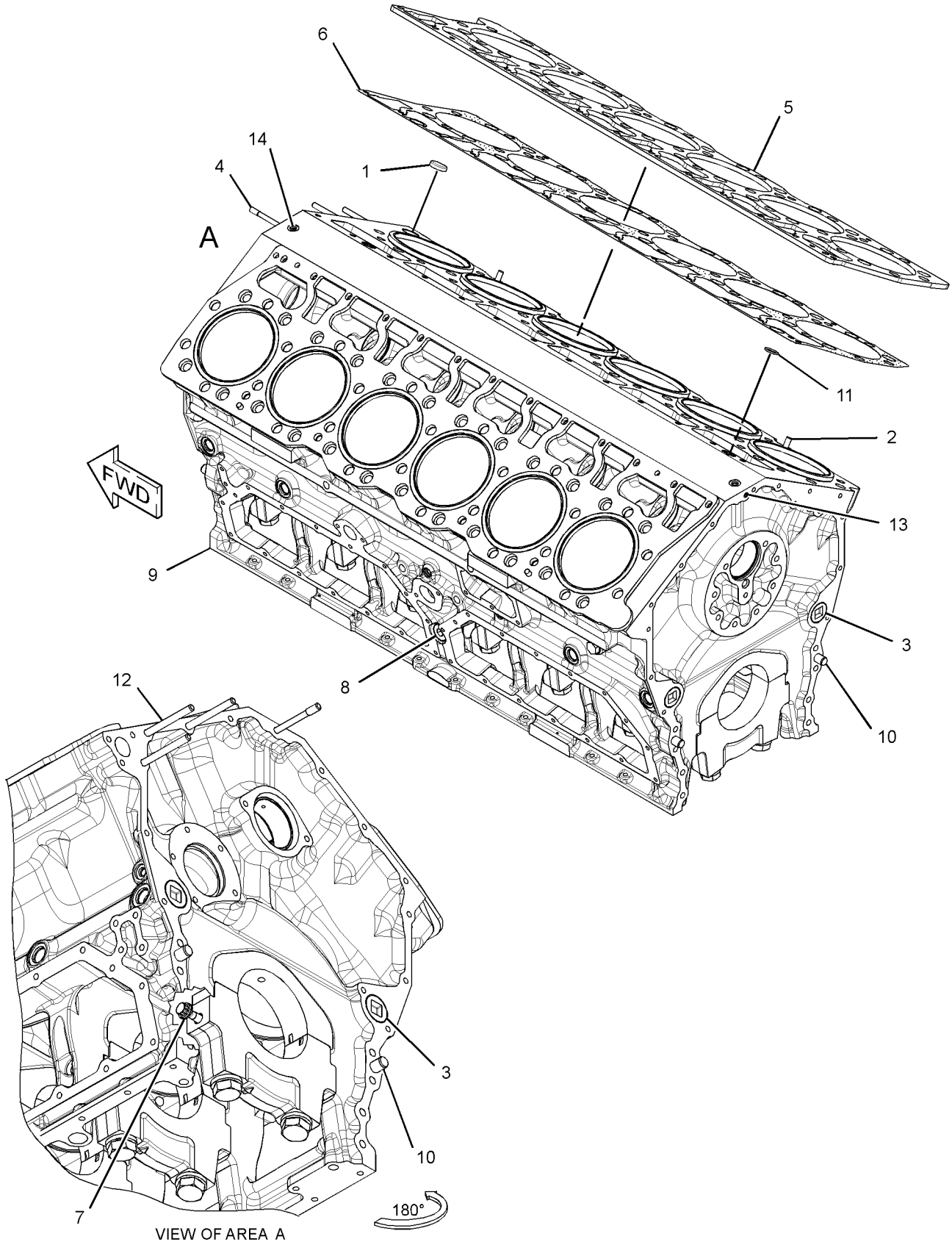
i04356122

NOTE	REF NO	GRAPHIC REF	PART NUMBER	QTY	PART NAME						SEE PAGE
					1	2	3	4	5	6	
	1	1	3B-0645	1	PLUG-CUP						
	2	1	4N-1650	4	DOWEL						
	3	1	7C-9614	4	PLUG-TAPERLOCK (1-5/8-12-THD)						
	4	1	214-1728	1	STUD (3/8-16, 1/8-27X3.5-IN)						
J	5	1	225-3100	2	PLATE-SPACER						
C	6	1	354-8484	2	GASKET-PLATE						
	7	1	240-9543	14	WASHER (12.45X22.35X1.82-MM THK)						
	8	1	375-9859	2	PLUG AS						
					(EACH INCLUDES)						
		1	9S-8008	1	PLUG-O-RING						
		1	238-5082	1	SEAL-O-RING						
Y	9	1	349-0701	1	CYLINDER BLOCK AS						34
	10	1	4N-0683	4	DOWEL						
	11	1	5P-8356	4	SEAL-O-RING						
	12	1	6L-4428	3	STUD-TAPERLOCK (3/8-16X4.01-IN)						
	13	1	8T-6757	1	PLUG-PIPE						
	14	1	307-2671	1	PLUG AS						
		1	9S-8002	1	PLUG-O-RING						
		1	214-7566	1	SEAL-O-RING						
					AVAILABLE REPLACEMENT PART(S):						
AJ			284-8768	1	PLATE-SPACER						
					(OPTIONAL SERVICE REPLACEMENT PART WHICH FITS ALL 3412, C27, & C32 ACERT ENGINES)						
<p>A - NOT PART OF THIS GROUP C - CHANGE FROM PREVIOUS TYPE J - PART MARKED J IS AN OPTIONAL REPLACEMENT PART FOR PART MARKED J Y - SEPARATE ILLUSTRATION</p>											

BASIC ENGINE

350-5438 CYLINDER BLOCK GP (contd.)

i04356122



GRAPHIC #1

<END>

g02514699

BASIC ENGINE

357-7398 CYLINDER HEAD AS

PART OF 359-0936 CYLINDER HEAD GP

SMCS-1100, 1101

i04940503

NOTE	REF NO	GRAPHIC REF	PART NUMBER	QTY	PART NAME						SEE PAGE
					1	2	3	4	5	6 (PRODUCT LEVEL)	
	1	1	122-7375	24	GUIDE-VALVE (STANDARD)						
AB		1	122-0447		GUIDE-VALVE (0.51-MM OS)						
AB		1	122-8612		GUIDE-VALVE (0.13-MM OS)						
	2	1	216-5582	7	BUSHING (STANDARD)						
AB		1	217-0751		BUSHING (0.25-MM OS)						
AB		1	217-0752		BUSHING (0.762-MM OS)						
AB		1	261-3429		BUSHING (1.778-MM OS)						
AB		1	261-3430		BUSHING (1.27-MM OS)						
AB		1	390-0914		BUSHING						
	3	1	263-4920	6	SLEEVE-INJECTOR (INLET)						
	4	1	224-3983	12	INSERT-SEAT (INLET) (STANDARD)						
AB		1	314-3063		INSERT-VALVE SEAT (0.55-MM THK) (INLET)						
AB		1	314-3064		INSERT-VALVE SEAT (0.13-MM OS, INLET)						
AB		1	314-3065		INSERT-VALVE SEAT (0.13-MM OS) (INLET)						
AB		1	314-3066		INSERT-VALVE SEAT (0.26-MM OS, INLET)						
AB		1	314-3067		INSERT-VALVE SEAT (0.26-MM OS) (INLET)						
AB		1	314-3068		INSERT-VALVE SEAT (0.51-MM OS, INLET)						
AB		1	314-3069		INSERT-VALVE SEAT (0.51-MM OS) (INLET)						
	5	1	166-2904	12	SEAL-O-RING						
	6	1	3B-0623	36	PLUG-CUP						
	7	1	3B-0645	2	PLUG-CUP						
	8	1	8T-6757	3	PLUG-PIPE						
	9	1	9X-7430	6	SEAL-O-RING						
	10	1	226-5561	12	INSERT-VALVE SEAT (EXHAUST) (STANDARD)						
AB		1	288-4883		INSERT-VALVE SEAT (0.51-MM OS, EXHAUST)						
AB		1	288-4884		INSERT-VALVE SEAT (0.76-MM OS, EXHAUST)						

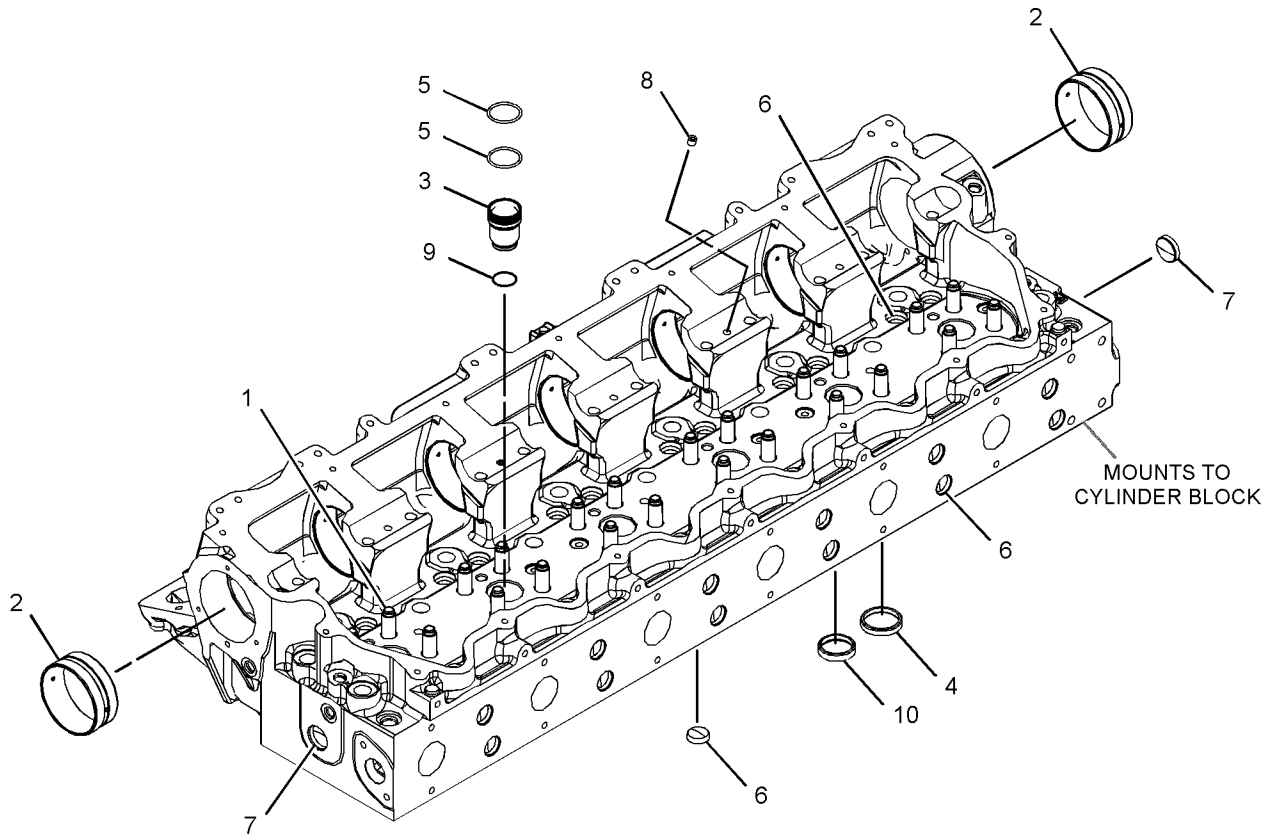
A - NOT PART OF THIS GROUP

B - USE AS REQUIRED

BASIC ENGINE

357-7398 CYLINDER HEAD AS (contd.)

i04940503



GRAPHIC #1

<END>

g03131796

BASIC ENGINE

310-4938 CYLINDER HEAD GP

SMCS-1100

i05205986

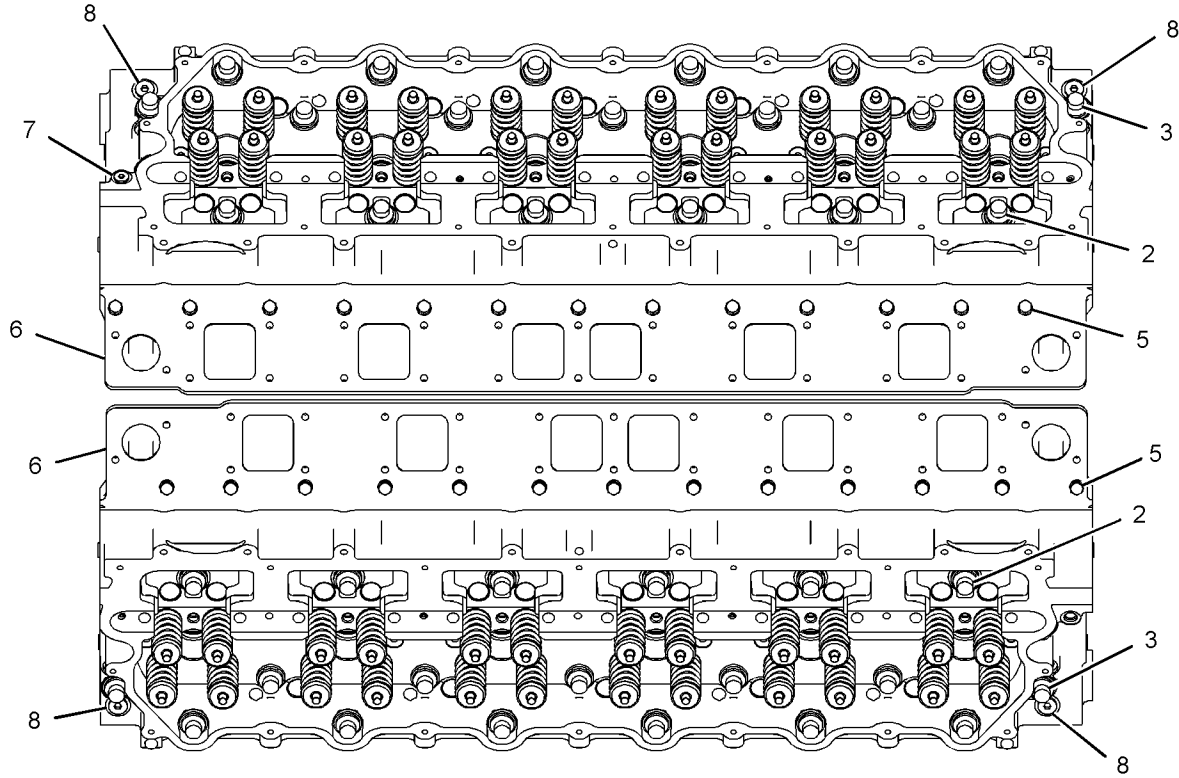
NOTE	REF NO	GRAPHIC REF	PART NUMBER	QTY	PART NAME						SEE PAGE
					1	2	3	4	5	6 (PRODUCT LEVEL)	
	1	1	359-1439	48	SEAL AS-WATER						
	2	1	<i>6I-4025</i>	32	FASTENER GP-CYLINDER HEAD (EACH INCLUDES)						
		1	5H-1504	1	WASHER-HARD (20X33.5X5-MM THK)						
		1	124-1855	1	BOLT-12 POINT HEAD (3/4-16X7.638-IN)						
	3	1	<i>106-5673</i>	20	FASTENER GP-CYLINDER HEAD (EACH INCLUDES)						
		1	5H-1504	1	WASHER-HARD (20X33.5X5-MM THK)						
		1	124-1854	1	BOLT-12 POINT HEAD (3/4-16X8.5-IN)						
	4	1	225-3099	2	GASKET-CYLINDER HEAD						
	5	1	248-0036	26	BOLT-WASHER HEAD (3/8-16X6-IN)						
CYR	6	1	359-0936	2	CYLINDER HEAD GP						41
	7	1	<i>183-3407</i>	9	PLUG AS (EACH INCLUDES)						
		1	9S-8004	1	PLUG-O-RING						
		1	214-7568	1	SEAL-O-RING						
C	8	1	<i>353-5126</i>	4	PLUG AS (EACH INCLUDES)						
		1	6V-6609	1	SEAL-O-RING						
		1	9S-8005	1	PLUG-O-RING						

C - CHANGE FROM PREVIOUS TYPE
R - REMFG PART MAY BE AVAILABLE
Y - SEPARATE ILLUSTRATION

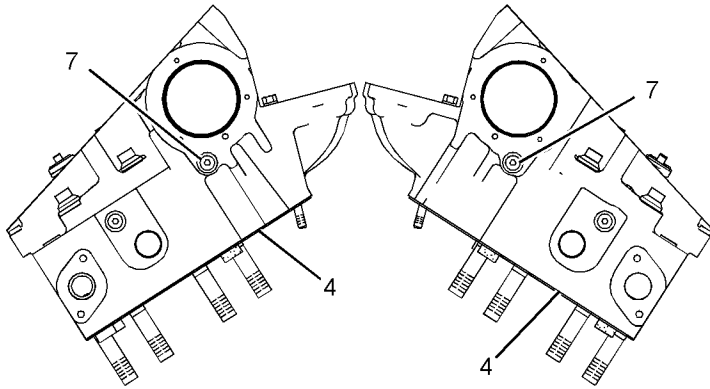
BASIC ENGINE

310-4938 CYLINDER HEAD GP (contd.)

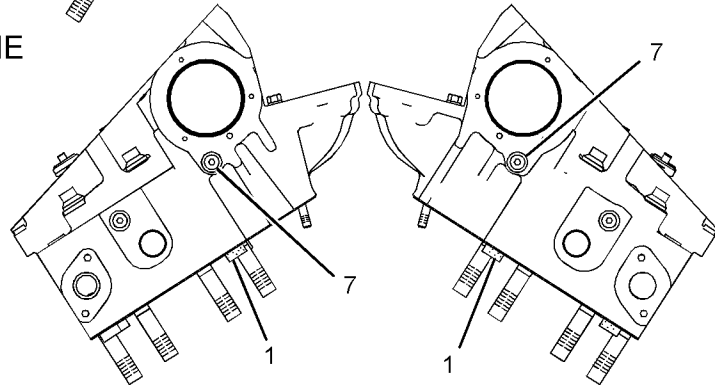
i05205986



TOP VIEW OF ENGINE



REAR VIEW OF ENGINE



FRONT VIEW OF ENGINE

GRAPHIC #1

<END>

g02351808

BASIC ENGINE

359-0936 CYLINDER HEAD GP*R

PART OF 310-4938 CYLINDER HEAD GP

SMCS-1100

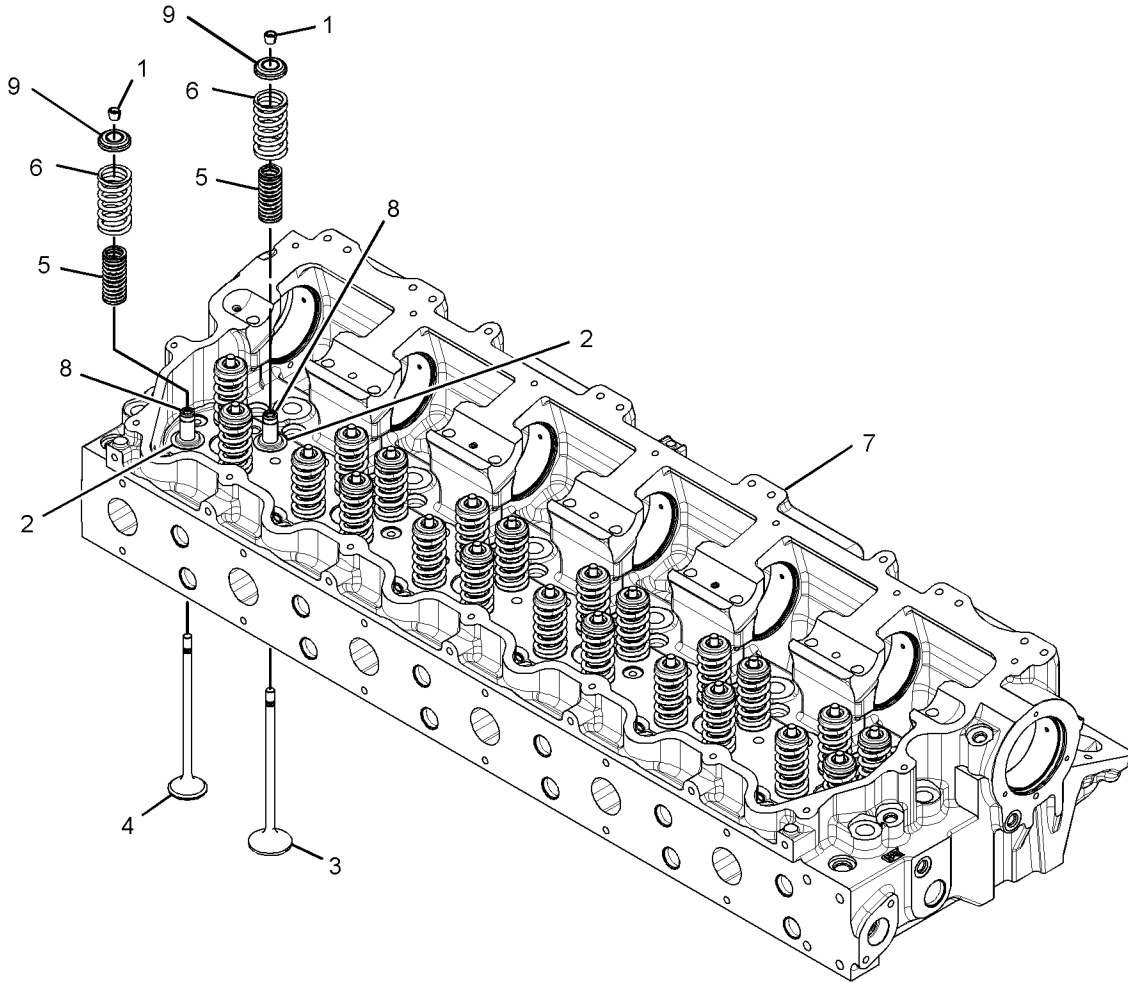
i04157658

NOTE	REF NO	GRAPHIC REF	PART NUMBER	QTY	PART NAME						SEE PAGE
					1	2	3	4	5	6	
	1	1	2A-4429	48	LOCK-RETAINER						
	2	1	6I-0928	24	WASHER-SPECIAL						
	3	1	153-7023	12	VALVE-INLET						
	4	1	153-7024	12	VALVE-EXHAUST						
	5	1	211-3122	24	SPRING-VALVE (INNER)						
	6	1	247-9908	24	SPRING-VALVE (OUTER)						
Y	7	1	357-7398	1	CYLINDER HEAD AS						37
	8	1	163-2478	24	SEAL-VALVE STEM						
	9	1	186-2001	24	ROTOCOIL AS						
BF			367-5516	1	KIT-HEAD						
(KIT INCLUDES 1 EACH 359-0936 CYLINDER HEAD GP & 12 EACH 348-7743 BRIDGE-VALVE) (FOR INSTALLATION INSTRUCTION PLEASE SEE RENR9217 IN THE SIS SYSTEM)											

B - USE AS REQUIRED

F - NOT SHOWN

Y - SEPARATE ILLUSTRATION



GRAPHIC #1

<END>

g02181466

BASIC ENGINE

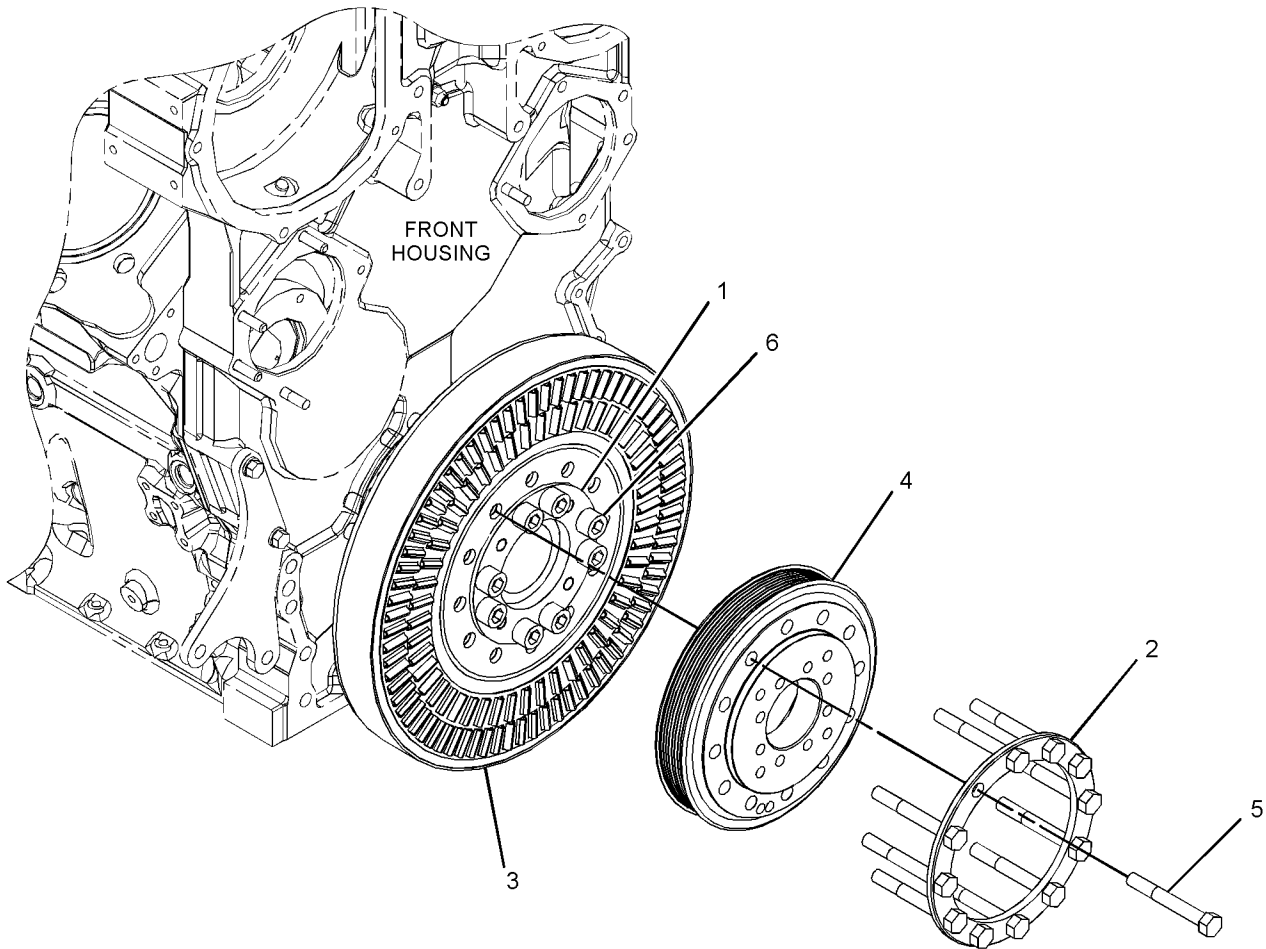
361-0069 DAMPER & PULLEY GP

PROVIDES A SINGLE FINNED VISCOUS DAMPER, ADAPTER, POLY-VEE CRANKSHAFT PULLEY, AND
HARDWARE
AN ATTACHMENT

SMCS-1205

i04324257

NOTE	REF NO	GRAPHIC REF	PART NUMBER	QTY	PART NAME						SEE PAGE
					1	2	3	4	5	6	
1	1	1	6N-6037	1	ADAPTER-DAMPER						
2	1	1	6N-7654	1	SPACER (6.312X8.18X0.312-IN THK)						
3	1	1	213-3199	1	DAMPER AS						
4	1	1	343-4609	1	PULLEY-CRANKSHAFT (8-GROOVE)						
5	1	1	1B-2886	12	BOLT (1/2-13X3.75-IN)						
6	1	1	253-2180	8	BOLT-SOCKET HEAD						



GRAPHIC #1

<END>

g02483876

BASIC ENGINE

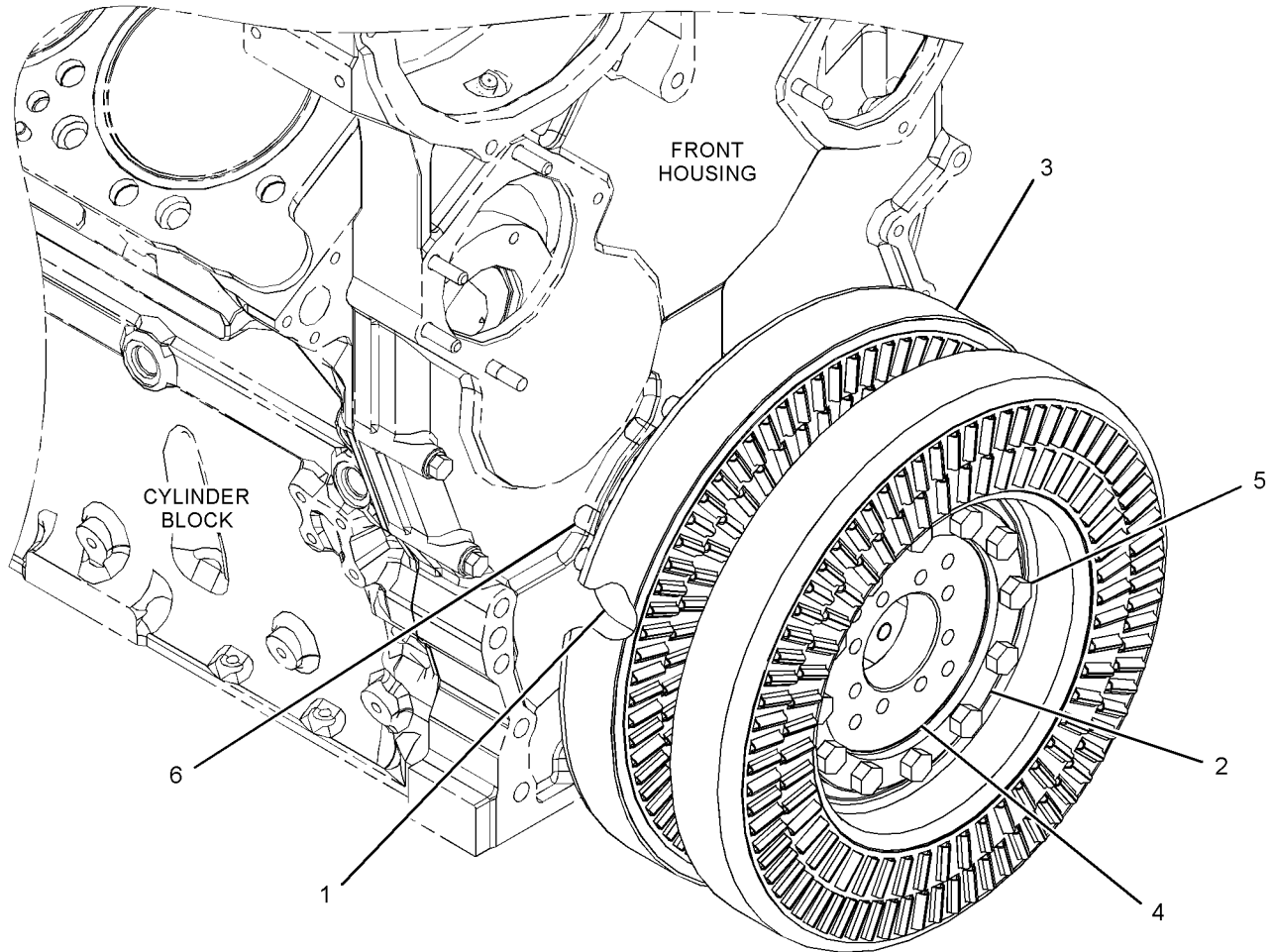
364-0675 DAMPER & PULLEY GP

PROVIDES A DOUBLE VISCOUS DAMPER, POLY-VEE CRANKSHAFT PULLEY, AND FASTENING HARDWARE
FOR USE WITH 8 RIB POLY-RIB ACCESSORY DRIVE
PART OF 418-7737 ADAPTER GP-DAMPER
AN ATTACHMENT

SMCS-1205

i04047616

NOTE	REF NO	GRAPHIC REF	PART NUMBER	QTY	PART NAME						SEE PAGE
					1	2	3	4	5	6 (PRODUCT LEVEL)	
	1	1	6N-6037	1	ADAPTER-DAMPER						
	2	1	6N-7654	1	SPACER (6.312X8.18X0.312-IN THK)						
	3	1	213-3199	2	DAMPER AS						
	4	1	343-4609	1	PULLEY-CRANKSHAFT						
	5	1	0S-1573	12	BOLT (1/2-13X4-IN)						
	6	1	253-2180	8	BOLT-SOCKET HEAD						



GRAPHIC #1

<END>

g02272833

BASIC ENGINE

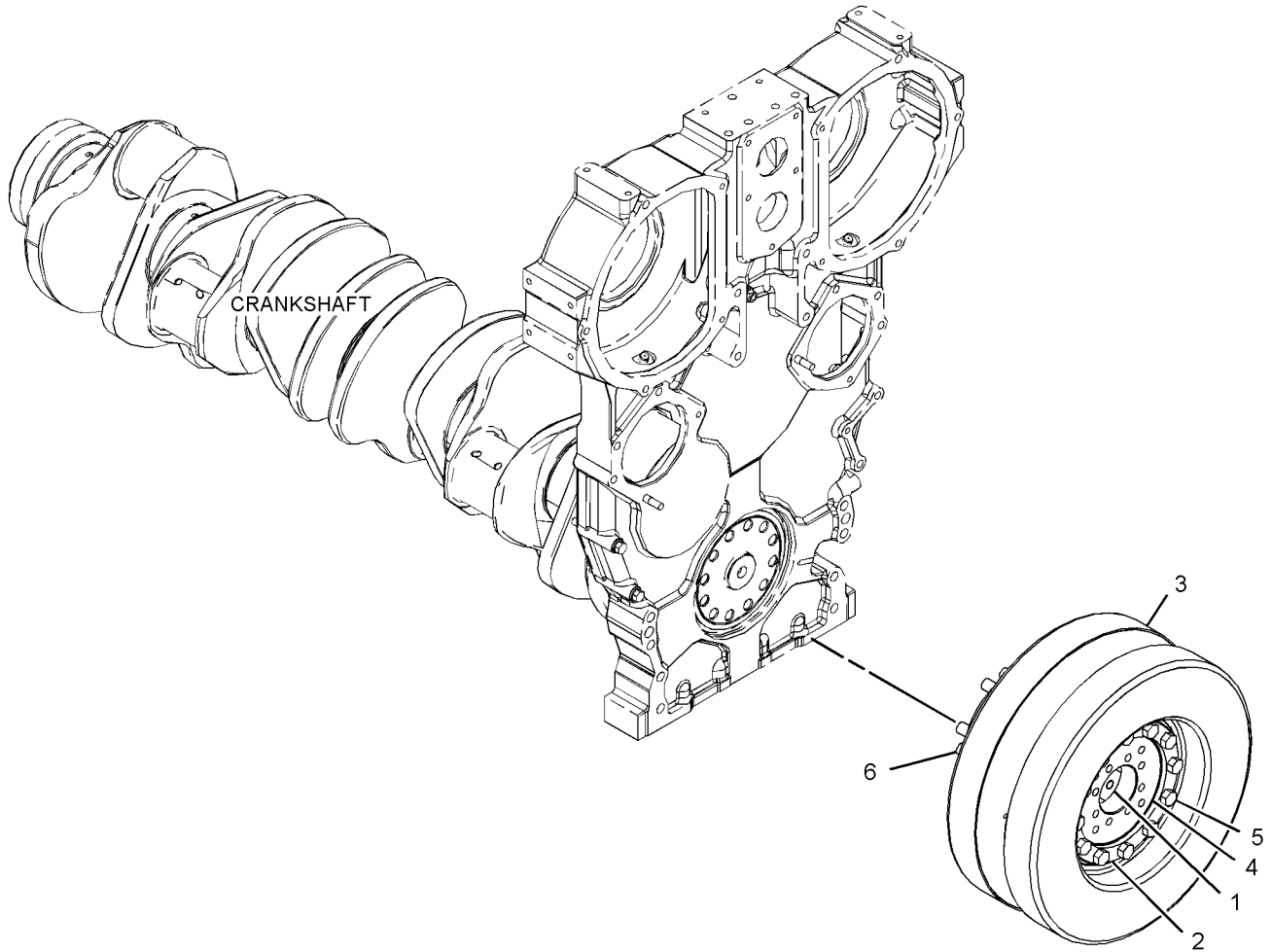
347-7112 DAMPER GP FOR USE WITH 8-RIB POLY-VEE ACCESSORY DRIVE AN ATTACHMENT

SMCS-1205

i04036807

NOTE	REF NO	GRAPHIC REF	PART NUMBER	QTY	PART NAME						SEE PAGE
					1	2	3	4	5	6 (PRODUCT LEVEL)	
	1	1	6N-6037	1	ADAPTER-DAMPER						
	2	1	6N-7654	1	SPACER (6.312X8.18X0.312-IN THK)						
R	3	1	167-8130	2	DAMPER AS						
	4	1	343-4609	1	PULLEY-CRANKSHAFT (8-GROOVE)						
	5	1	0S-1573	12	BOLT (1/2-13X4-IN)						
	6	1	253-2180	8	BOLT-SOCKET HEAD						

R - REMFG PART MAY BE AVAILABLE



GRAPHIC #1

<END>

g02286353

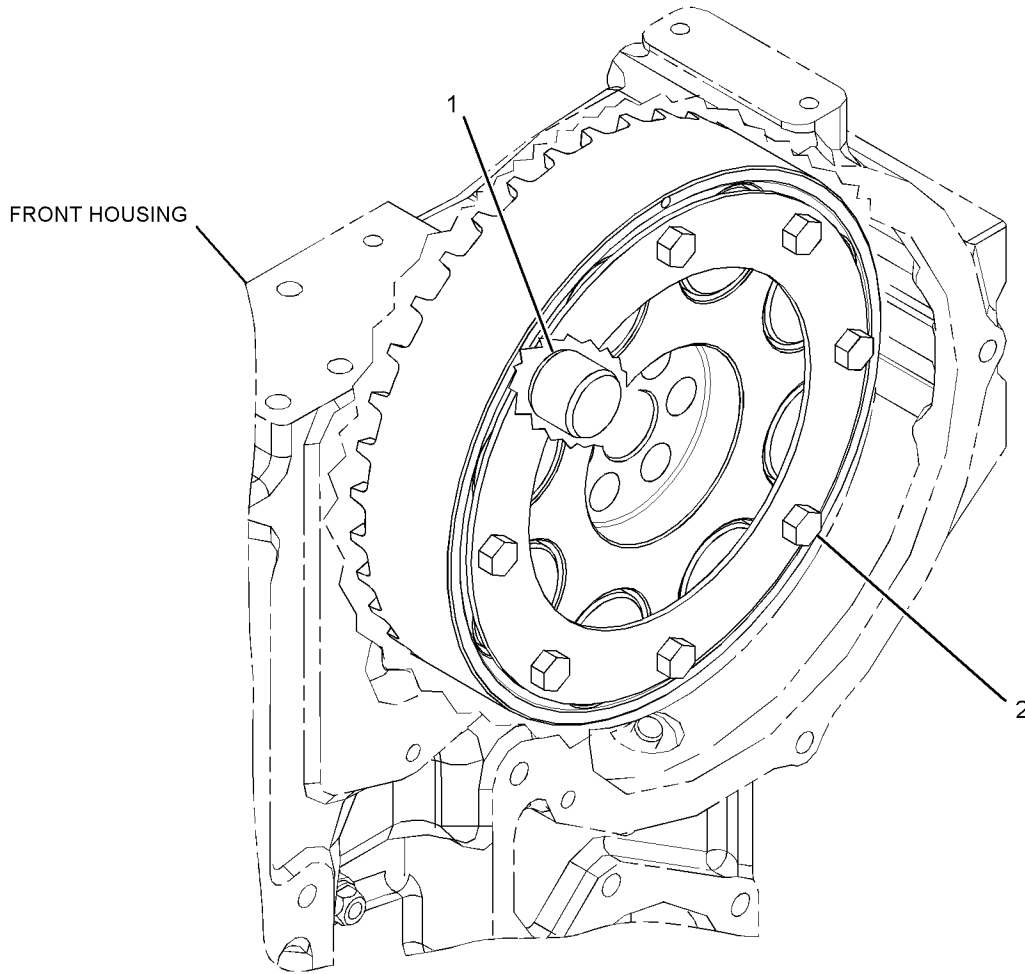
BASIC ENGINE

352-7936 DAMPER GP PART OF 355-2286 GEAR GP-FRONT

SMCS-1205

i03875056

NOTE	REF NO	GRAPHIC REF	PART NUMBER	QTY	PART NAME						SEE PAGE
					1	2	3	4	5	6 (PRODUCT LEVEL)	
	1	1	103-0126	1	DOWEL						
	2	1	0S-1571	8	BOLT (3/8-16X1.75-IN)						



GRAPHIC #1

<END>

g02124473

BASIC ENGINE

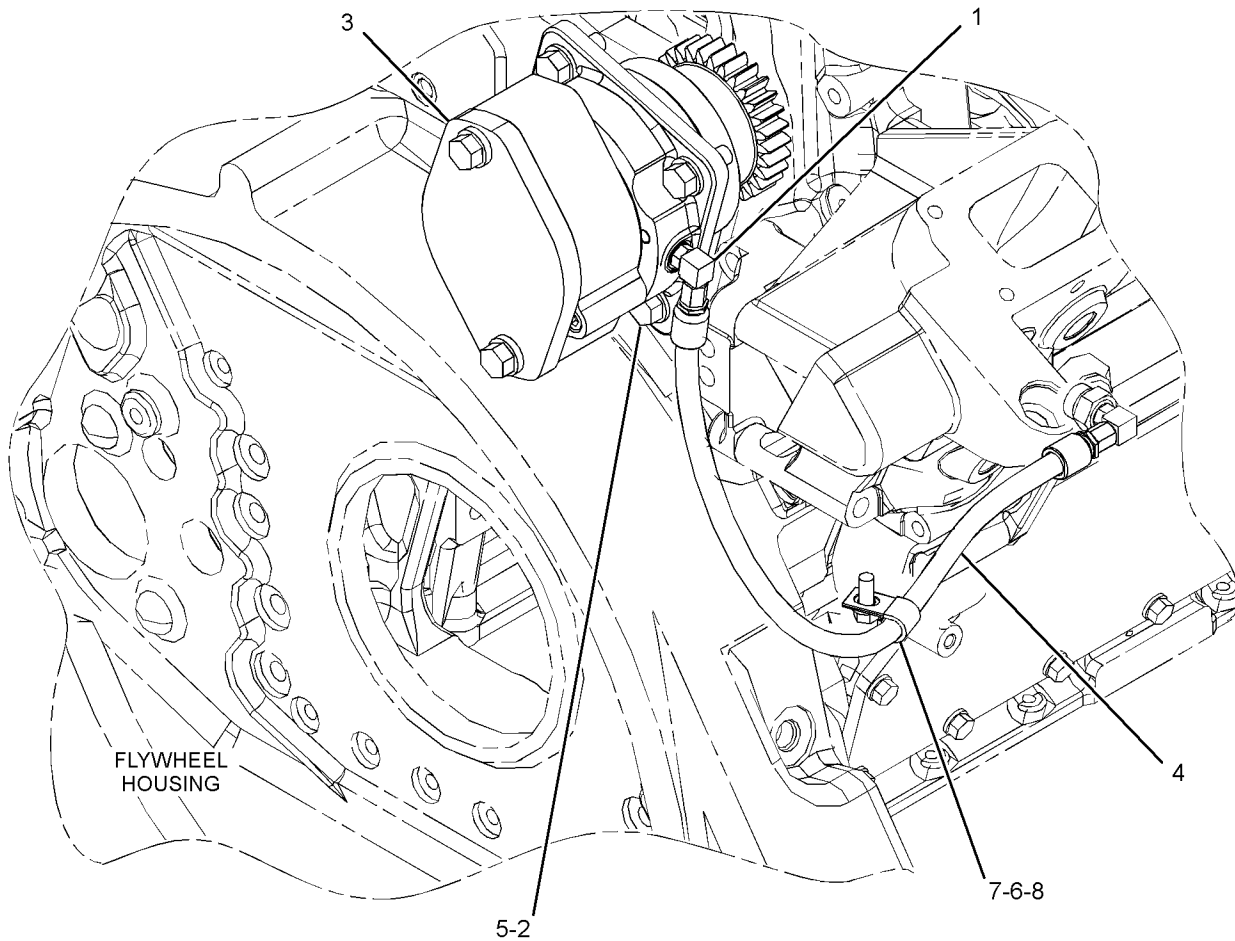
355-8332 DRIVE GP-PUMP FOR USE WITH C32 TIER III MARINE ENGINES AN ATTACHMENT

SMCS-1017, 1207, 3108

i05162477

NOTE	REF NO	GRAPHIC REF	PART NUMBER	QTY	PART NAME						SEE PAGE
					1	2	3	4	5	6 (PRODUCT LEVEL)	
	1	1	4R-8686	1	ELBOW-FLARED						
		1	3J-7354	1	SEAL-O-RING						
		1	171-6469	1	ELBOW						
	2	1	6C-3242	4	BOLT (1/2-13X1.37-IN)						
Y	3	1	369-4021	1	DRIVE GP-PUMP						49
I	4	1	420-8993	1	HOSE AS						
	5	1	5P-8245	4	WASHER-HARD (13.5X25.5X3-MM THK)						
	6	1	0L-1351	1	BOLT (3/8-16X0.875-IN)						
	7	1	174-5907	1	CLIP						
	8	1	5M-2894	1	WASHER-HARD (10.2X18.5X2.5-MM THK)						

I - REFER TO HYDRAULIC INFORMATION SYSTEM
Y - SEPARATE ILLUSTRATION



GRAPHIC #1

<END>

g03325798

BASIC ENGINE

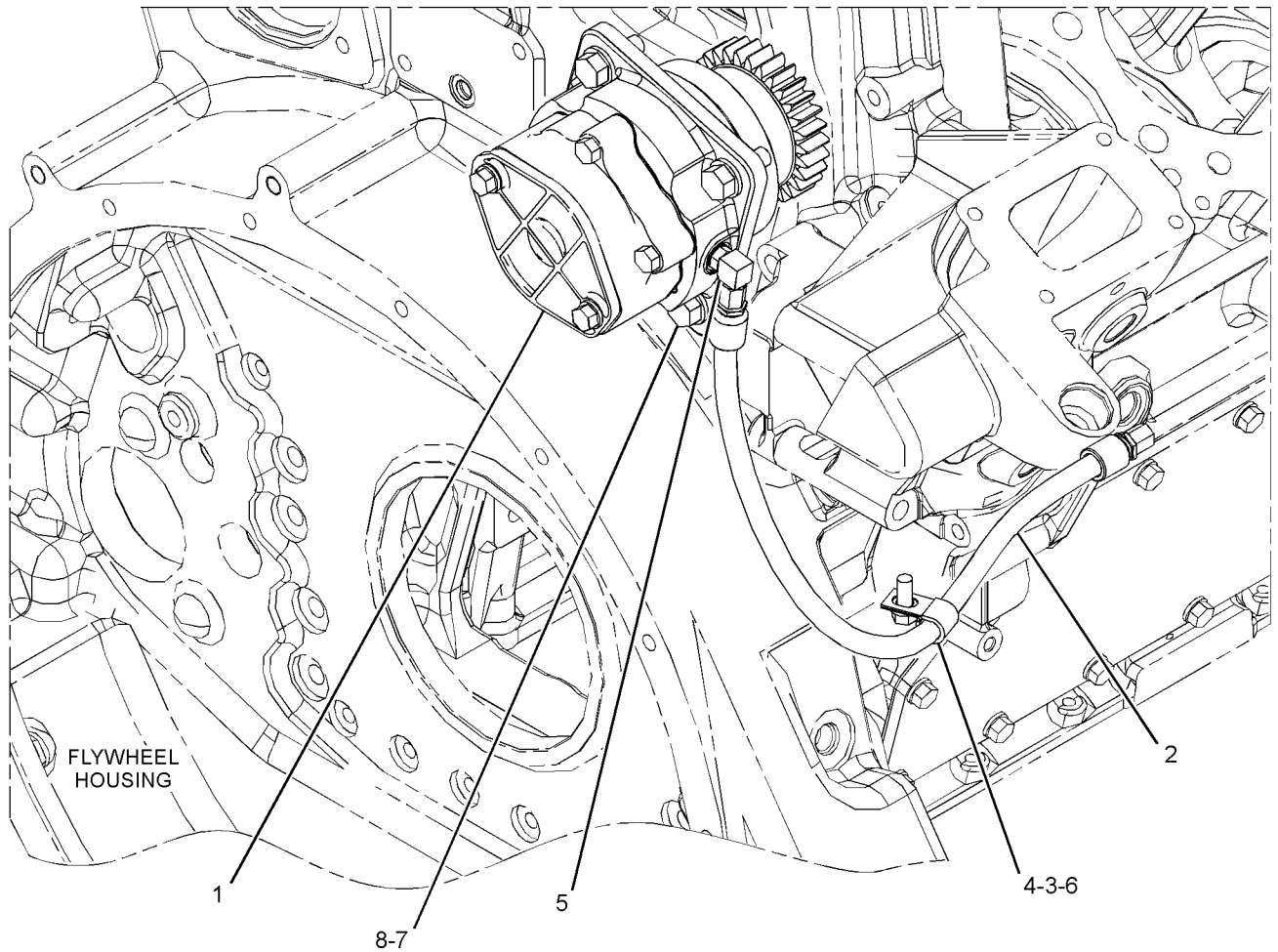
355-8333 DRIVE GP-PUMP FOR USE WITH C32 TIER III MARINE ENGINES AN ATTACHMENT

SMCS-1017, 1207, 3108

i05053009

NOTE	REF NO	GRAPHIC REF	PART NUMBER	QTY	PART NAME						SEE PAGE
					1	2	3	4	5	6 (PRODUCT LEVEL)	
Y	1	1	369-4020	1	DRIVE GP-PUMP						48
I	2	1	420-8993	1	HOSE AS						
	3	1	0L-1351	1	BOLT (3/8-16X0.875-IN)						
	4	1	174-5907	1	CLIP						
	5	1	4R-8686	1	ELBOW-FLARED						
		1	3J-7354	1	SEAL-O-RING						
		1	171-6469	1	ELBOW						
	6	1	5M-2894	1	WASHER-HARD (10.2X18.5X2.5-MM THK)						
	7	1	5P-8245	4	WASHER-HARD (13.5X25.5X3-MM THK)						
	8	1	6C-3242	4	BOLT (1/2-13X1.37-IN)						

I - REFER TO HYDRAULIC INFORMATION SYSTEM
Y - SEPARATE ILLUSTRATION



GRAPHIC #1

<END>

g03293116

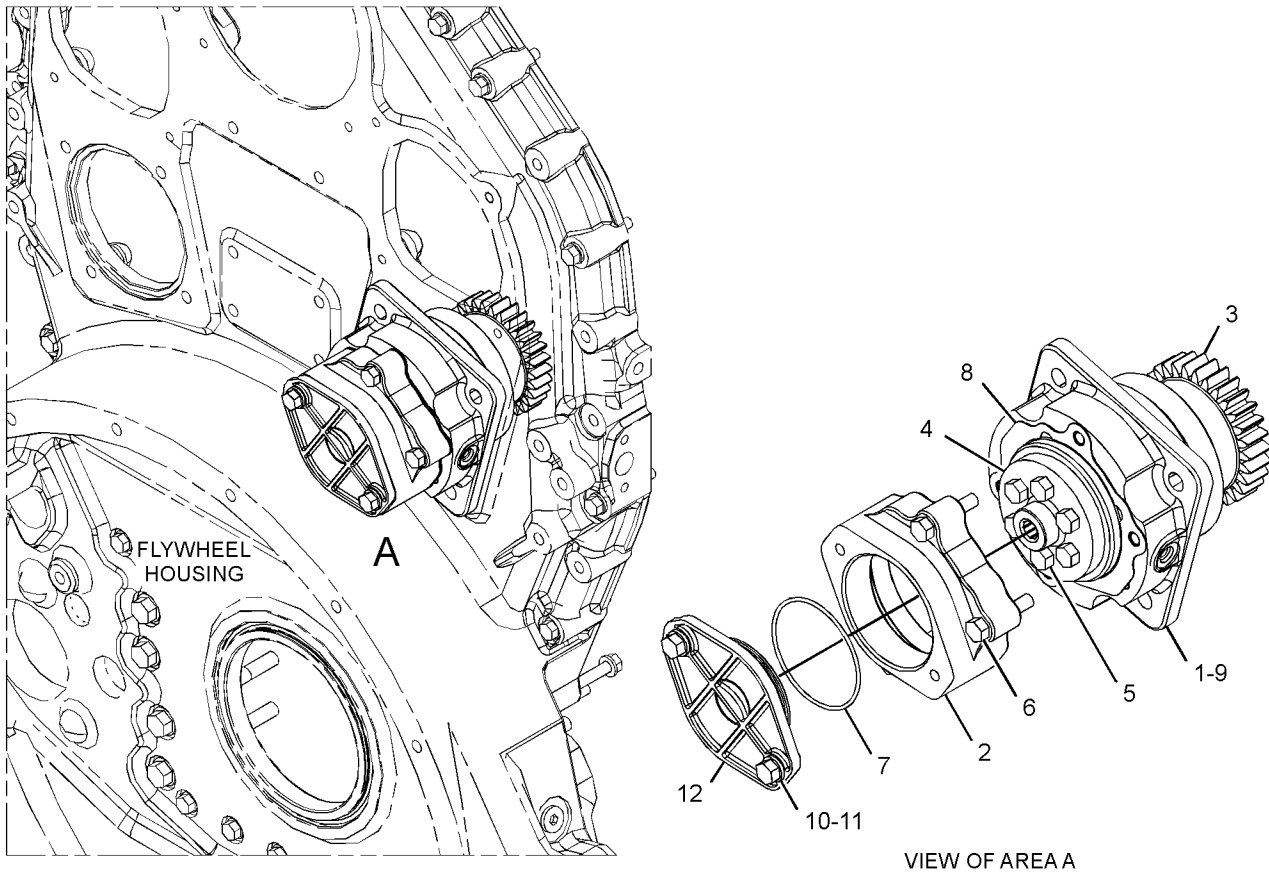
BASIC ENGINE

369-4020 DRIVE GP-PUMP PART OF 355-8333, 419-9352 DRIVE GP-PUMP AN ATTACHMENT

SMCS-1017, 1207, 3108

i05019075

NOTE	REF NO	GRAPHIC REF	PART NUMBER	QTY	PART NAME						SEE PAGE
					1	2	3	4	5	6 (PRODUCT LEVEL)	
	1	1	369-4019	1	BEARING-DRIVE						
	2	1	7N-2482	1	ADAPTER-HYDRAULIC PUMP						
	3	1	369-4018	1	GEAR-AUXILIARY DRIVE (30-TEETH)						
	4	1	7N-2558	1	COUPLING						
	5	1	0S-1591	6	BOLT (3/8-16X1.5-IN)						
	6	1	0S-1571	4	BOLT (3/8-16X1.75-IN)						
	7	1	1H-7339	1	SEAL-O-RING						
	8	1	7N-2491	1	GASKET						
	9	1	310-3954	1	SEAL-O-RING						
	10	1	0L-1351	2	BOLT (3/8-16X0.875-IN)						
	11	1	5M-2894	2	WASHER-HARD (10.2X18.5X2.5-MM THK)						
	12	1	4P-1650	1	COVER						



GRAPHIC #1

<END>

g03201883

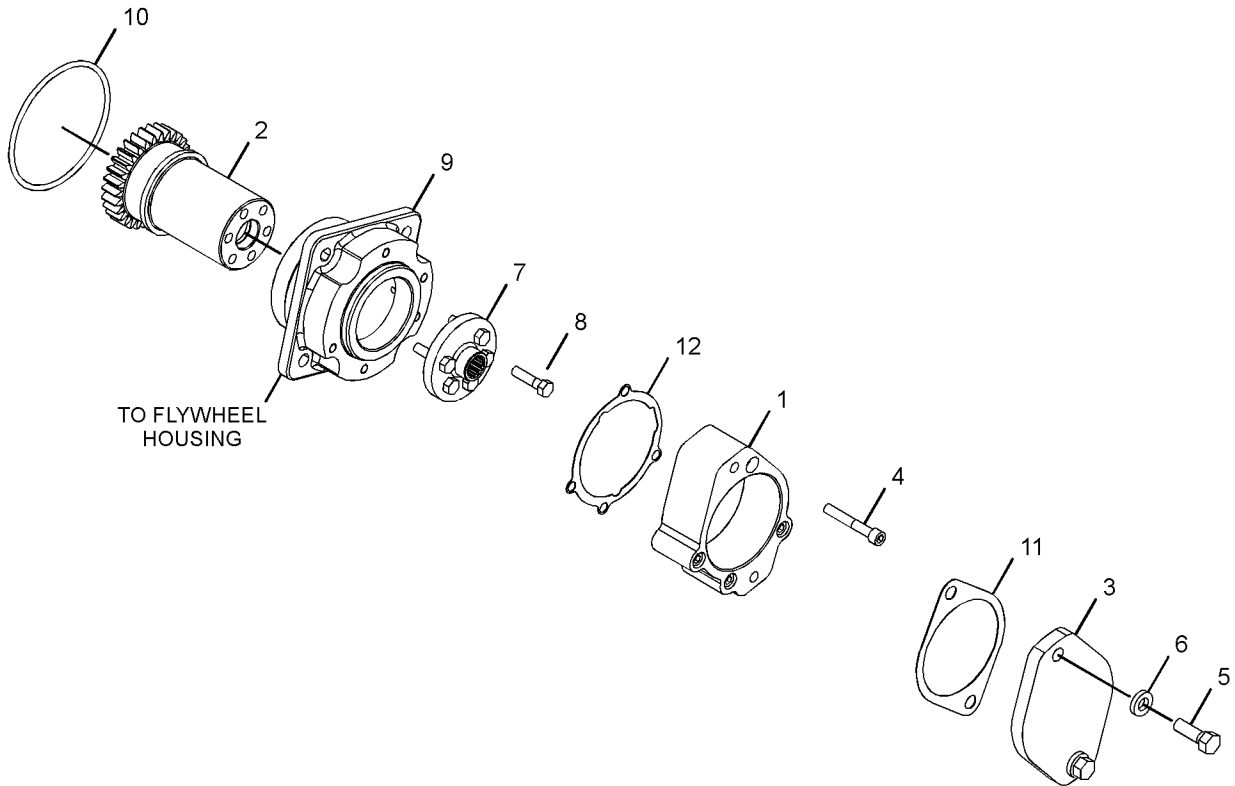
BASIC ENGINE

369-4021 DRIVE GP-PUMP PART OF 355-8332, 419-9354 DRIVE GP-PUMP AN ATTACHMENT

SMCS-1017, 1207, 3108

i05004551

NOTE	REF NO	GRAPHIC REF	PART NUMBER	QTY	PART NAME						SEE PAGE
					1	2	3	4	5	6 (PRODUCT LEVEL)	
	1	1	7N-2432	1	ADAPTER-HYDRAULIC PUMP						
	2	1	369-4018	1	GEAR-AUXILIARY DRIVE (30-TEETH)						
	3	1	8P-1438	1	COVER						
	4	1	1Y-7574	4	BOLT-HEAD (3/8-16X2.5-IN)						
	5	1	0S-1585	2	BOLT (1/2-13X1.5-IN)						
	6	1	2M-0849	2	WASHER-HARD (13.5X25.5X5-MM THK)						
	7	1	7N-2550	1	COUPLING						
	8	1	0S-1591	6	BOLT (3/8-16X1.5-IN)						
	9	1	369-4019	1	BEARING-DRIVE						
	10	1	310-3954	1	SEAL-O-RING						
	11	1	9H-8872	1	GASKET						
	12	1	7N-2533	1	GASKET						



GRAPHIC #1

<END>

g03300025

BASIC ENGINE

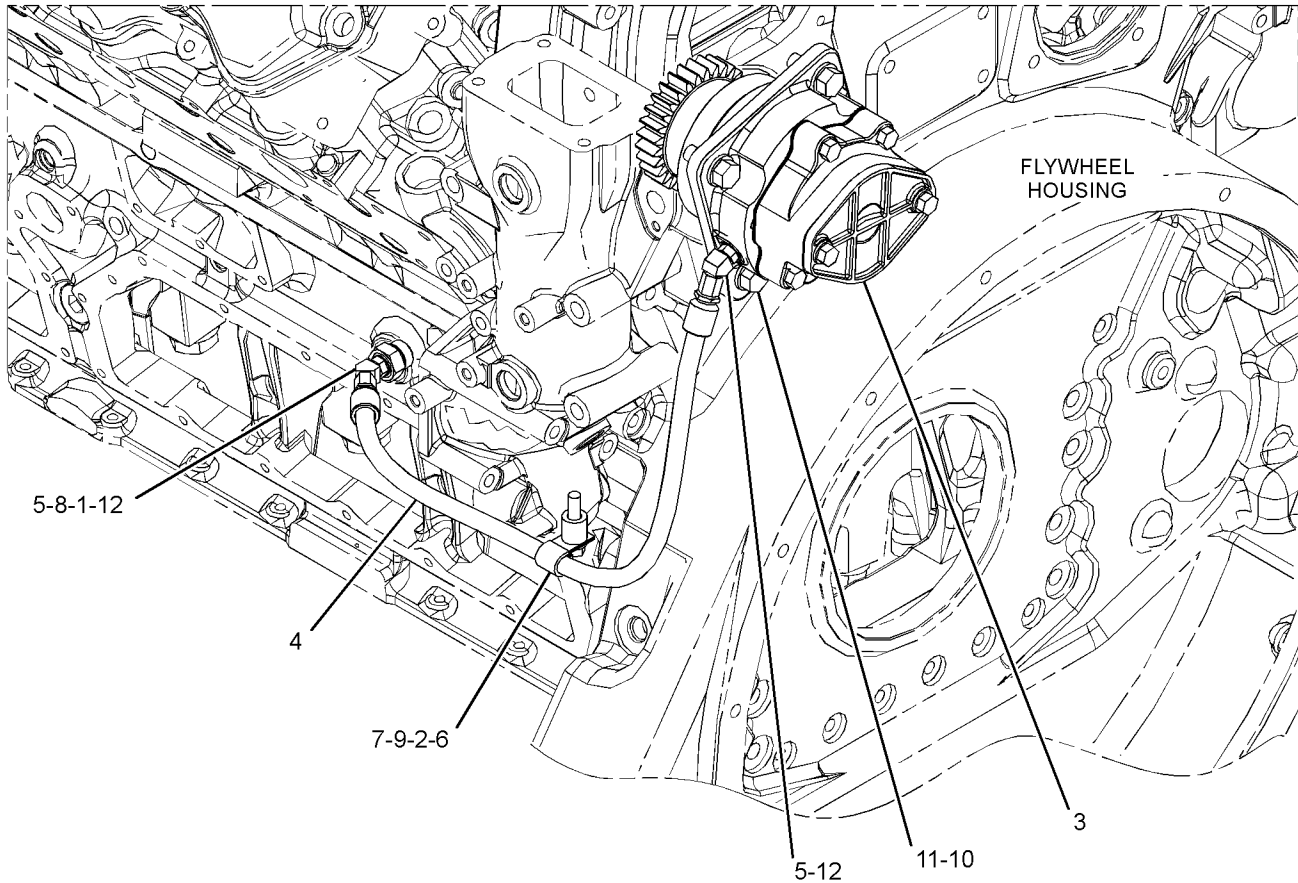
419-9352 DRIVE GP-PUMP FOR USE WITH C32 TIER 111 SCAC MARINE ENGINES AN ATTACHMENT

SMCS-1017, 1207, 3108

i05241294

NOTE	REF NO	GRAPHIC REF	PART NUMBER	QTY	PART NAME						SEE PAGE
					1	2	3	4	5	6 (PRODUCT LEVEL)	
	1	1	8K-4739	1	ADAPTER						
	2	1	144-8344	1	SPACER (11X19X20-MM THK)						
Y	3	1	369-4020	1	DRIVE GP-PUMP						48
I	4	1	420-8993	1	HOSE AS						
	5	1	030-7941	2	ELBOW						
	6	1	0S-1571	1	BOLT (3/8-16X1.75-IN)						
	7	1	174-5907	1	CLIP						
	8	1	2M-9780	1	SEAL-O-RING						
	9	1	5M-2894	1	WASHER-HARD (10.2X18.5X2.5-MM THK)						
	10	1	5P-8245	4	WASHER-HARD (13.5X25.5X3-MM THK)						
	11	1	7B-3235	4	BOLT (1/2-13X1.375-IN)						
	12	1	214-7566	2	SEAL-O-RING						

I - REFER TO HYDRAULIC INFORMATION SYSTEM
Y - SEPARATE ILLUSTRATION



GRAPHIC #1

<END>

g03343926

BASIC ENGINE

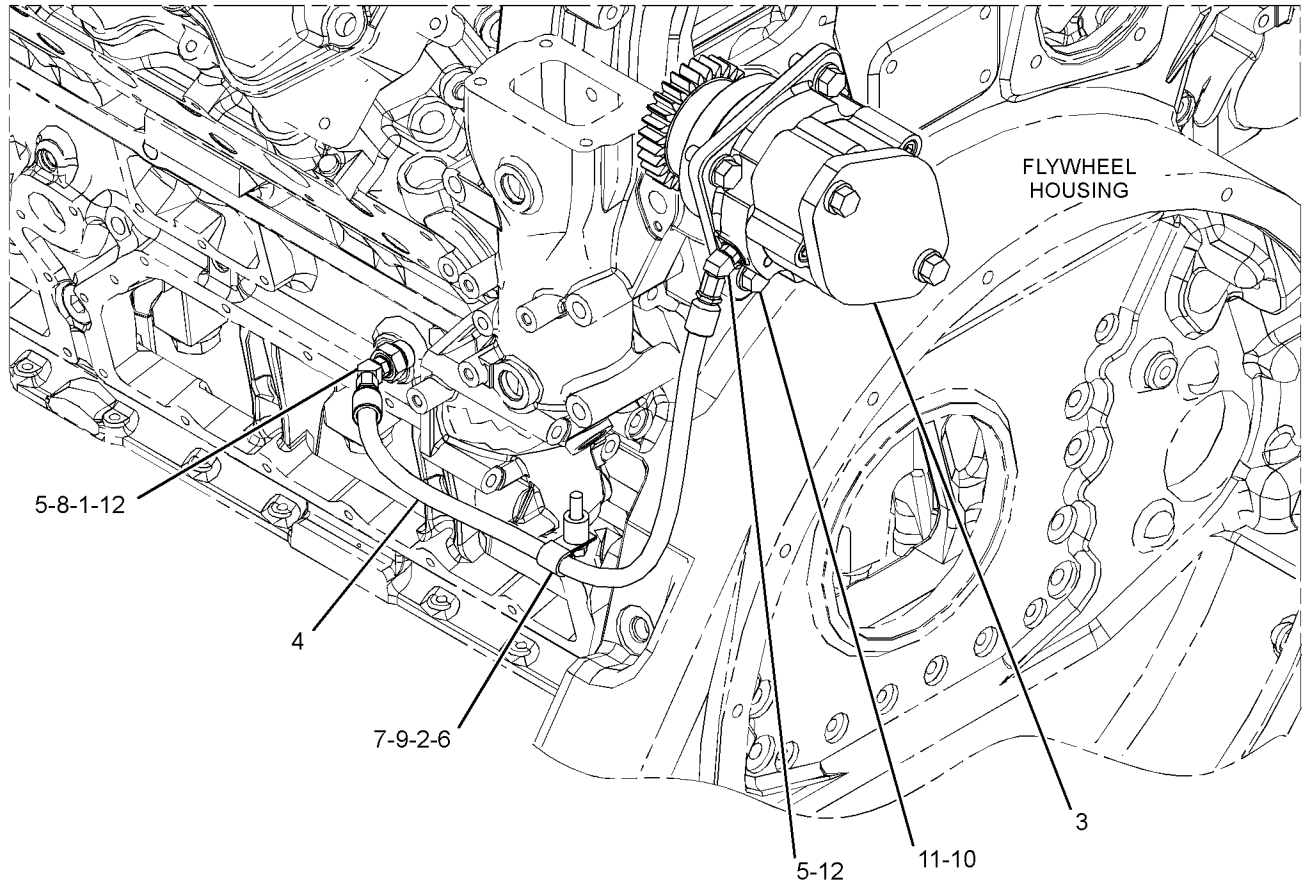
419-9354 DRIVE GP-PUMP FOR USE WITH C32 TIER 111 SCAC MARINE ENGINES AN ATTACHMENT

SMCS-1017, 1207, 3108

i05241333

NOTE	REF NO	GRAPHIC REF	PART NUMBER	QTY	PART NAME						SEE PAGE
					1	2	3	4	5	6 (PRODUCT LEVEL)	
	1	1	8K-4739	1	ADAPTER						
	2	1	144-8344	1	SPACER (11X19X20-MM THK)						
Y	3	1	369-4021	1	DRIVE GP-PUMP						49
I	4	1	420-8993	1	HOSE AS						
	5	1	030-7941	2	ELBOW						
	6	1	0S-1571	1	BOLT (3/8-16X1.75-IN)						
	7	1	174-5907	1	CLIP						
	8	1	2M-9780	1	SEAL-O-RING						
	9	1	5M-2894	1	WASHER-HARD (10.2X18.5X2.5-MM THK)						
	10	1	5P-8245	4	WASHER-HARD (13.5X25.5X3-MM THK)						
	11	1	7B-3235	4	BOLT (1/2-13X1.375-IN)						
	12	1	214-7566	2	SEAL-O-RING						

I - REFER TO HYDRAULIC INFORMATION SYSTEM
Y - SEPARATE ILLUSTRATION



GRAPHIC #1

<END>

g03343928

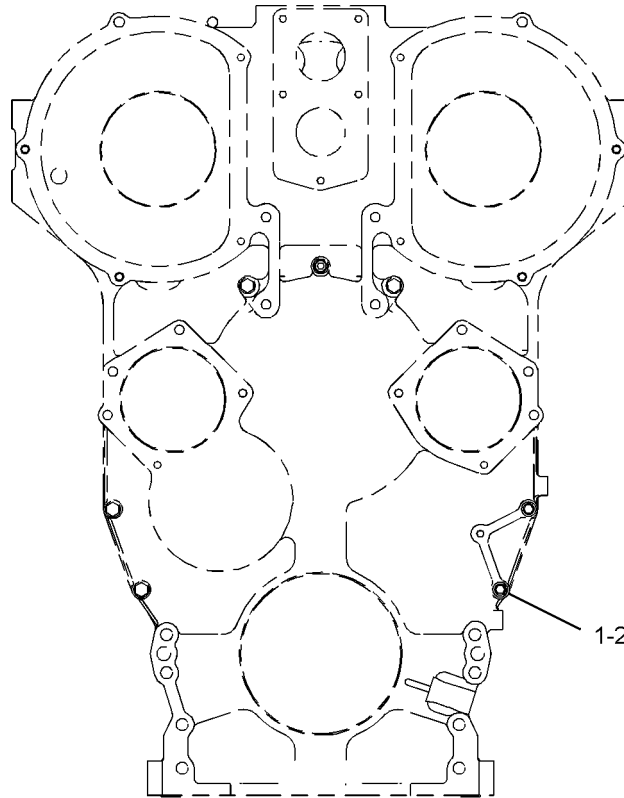
BASIC ENGINE

236-8820 FASTENER GP-FRONT HOUSING

SMCS-1151, 1162

i02303484

NOTE	REF NO	GRAPHIC REF	PART NUMBER	QTY	PART NAME						SEE PAGE
					1	2	3	4	5	6 (PRODUCT LEVEL)	
1	1	1	0L-1352	2	BOLT (3/8-16X3.25-IN)						
2	1	1	5M-2894	2	WASHER-HARD (10.2X18.5X2.5-MM THK)						



FRONT VIEW

<END>

GRAPHIC #1

g01153663

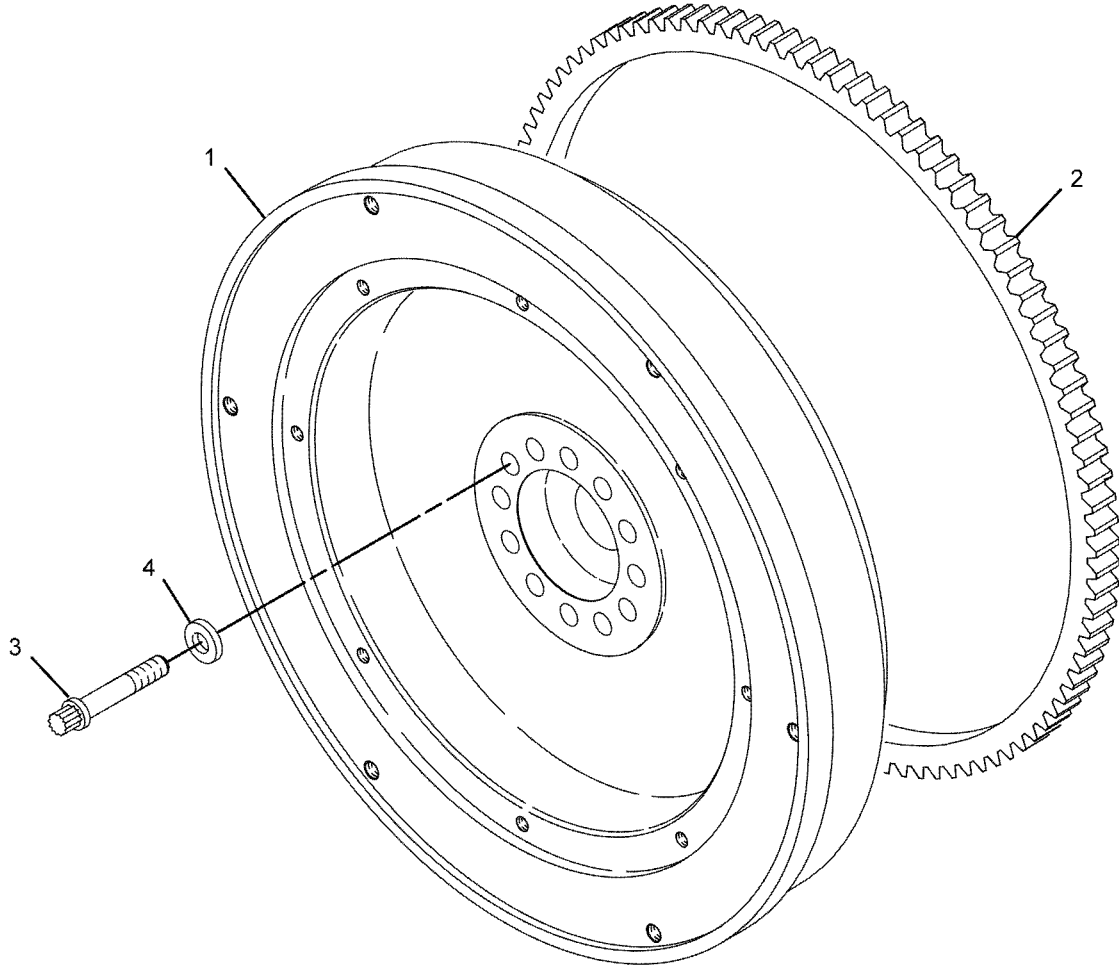
BASIC ENGINE

228-0051 FLYWHEEL GP

SMCS-1156

i02195503

NOTE	REF NO	GRAPHIC REF	PART NUMBER	QTY	PART NAME						SEE PAGE
					1	2	3	4	5	6	
	1	1	7W-1250	1	FLYWHEEL AS						
	2	1	8M-6755	1	GEAR-FLYWHEEL (136-TEETH)						
	3	1	1N-3825	12	BOLT-12 POINT HEAD (5/8-18X6.75)						
	4	1	3G-8856	12	WASHER (17X30X5-MM THK)						



GRAPHIC #1

<END>

g01115117

BASIC ENGINE

355-2286 GEAR GP-FRONT

SMCS-1151, 1162, 1206

i03875060

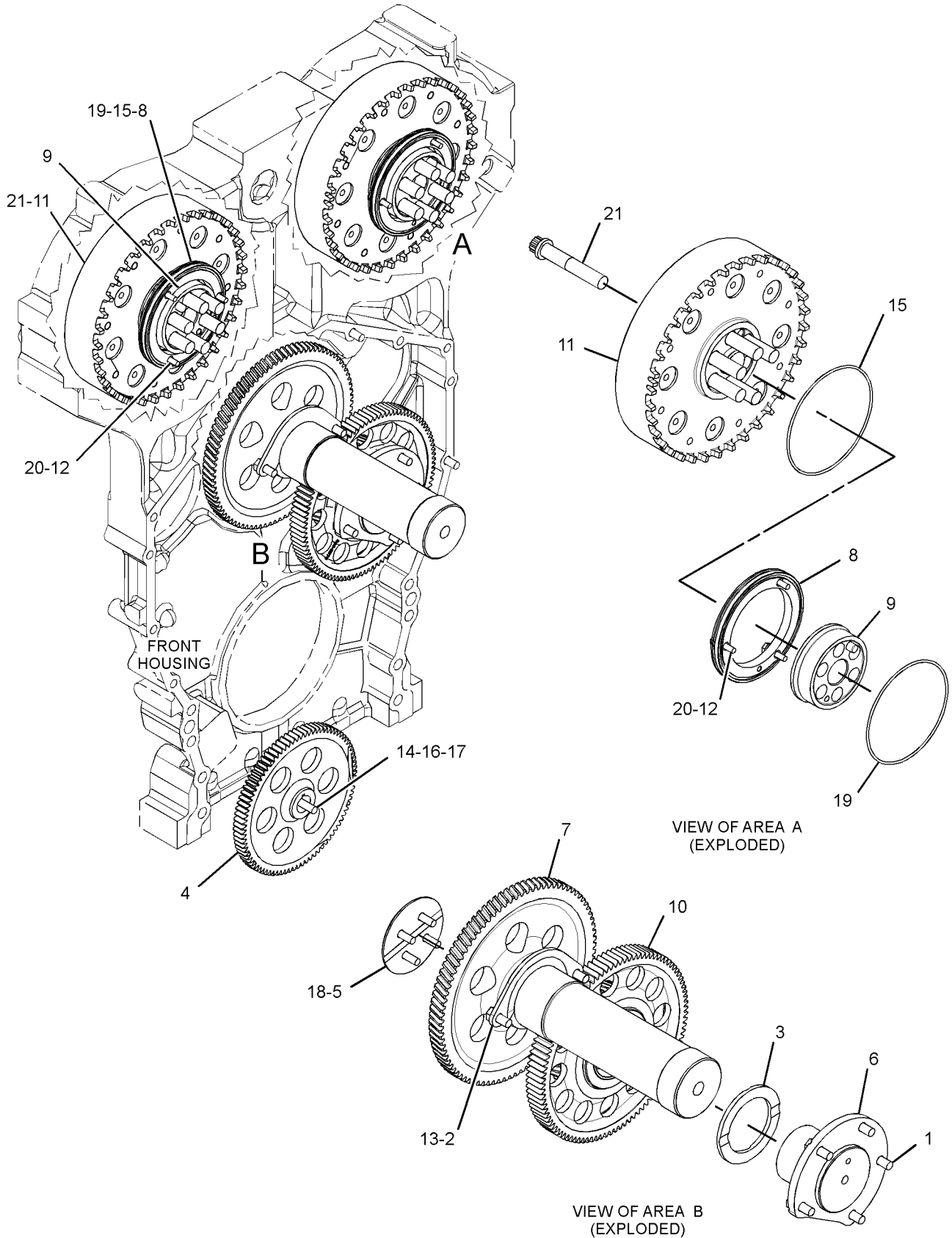
NOTE	REF NO	GRAPHIC REF	PART NUMBER	QTY	PART NAME						SEE PAGE
					1	2	3	4	5	6 (PRODUCT LEVEL)	
	1	1	3G-2292	5	BOLT-LOCKING (3/8-16X0.87-IN)						
	2	1	4N-0342	1	PLATE						
	3	1	7N-2443	1	WASHER-THRUST (2.508X3.5X0.188-IN THK)						
	4	1	109-3416	1	GEAR (85-TEETH)						
	5	1	112-9217	1	PLATE-THRUST						
	6	1	117-9712	1	SHAFT-DRIVE IDLER						
	7	1	223-9137	1	GEAR AS						
		1	101-3374	1	GEAR (86-TEETH)						
	8	1	224-5332	2	PLATE-SEALING						
	9	1	236-4136	2	ADAPTER AS						
					(EACH INCLUDES)						
		1	4N-0684	2	DOWEL						
	10	1	300-5575	1	GEAR AS-IDLER (99/43-TEETH)						
		1	1B-8705	1	KEY-WOODRUFF						
		1	131-7123	1	BUSHING						
Y	11	1	352-7936	2	DAMPER GP						45
	12	1	031-5085	6	BOLT-LOCKING (1/4-20X1-IN)						
	13	1	0S-0509	2	BOLT (3/8-16X0.75-IN)						
	14	1	0S-1571	1	BOLT (3/8-16X1.75-IN)						
	15	1	117-8801	2	SEAL-O-RING						
	16	1	1B-8705	1	KEY-WOODRUFF						
	17	1	1P-7346	1	WASHER-HARD (10.2X35X6-MM THK)						
	18	1	2B-2695	4	BOLT (5/16-18X0.875-IN)						
	19	1	5E-8771	2	SEAL-O-RING						
	20	1	5P-0537	6	WASHER-HARD (7.2X14.5X2-MM THK)						
	21	1	7K-3116	12	BOLT-12 POINT HEAD (5/8-11X3.5-IN)						

Y - SEPARATE ILLUSTRATION

BASIC ENGINE

355-2286 GEAR GP-FRONT (contd.)

i03875060



GRAPHIC #1

<END>

g02124554

BASIC ENGINE

224-1213 GEAR GP-REAR

SMCS - 1204

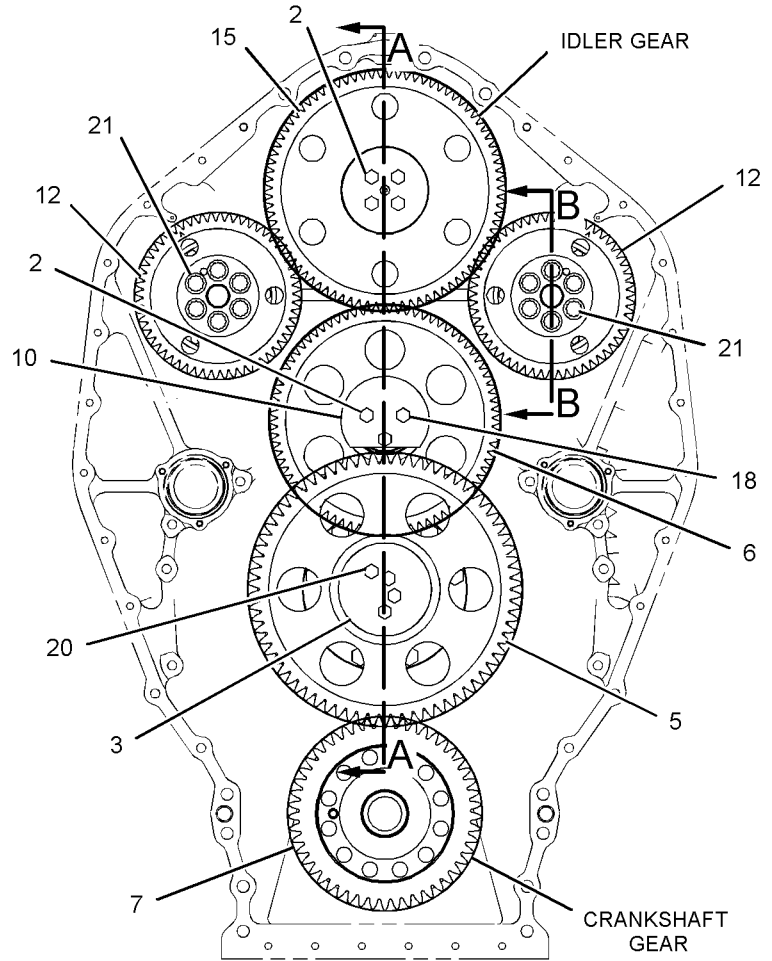
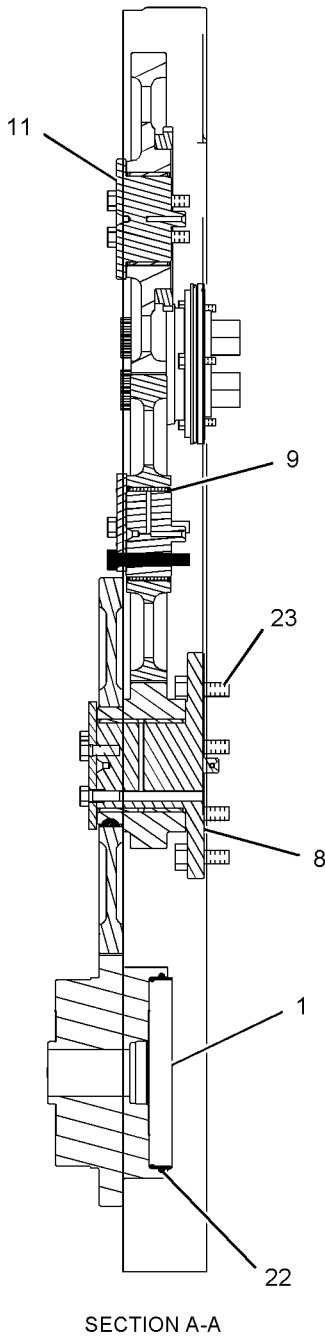
i04912261

NOTE	REF NO	GRAPHIC REF	PART NUMBER	QTY	PART NAME						SEE PAGE
					1	2	3	4	5	6 (PRODUCT LEVEL)	
	1	1	4N-0848	1	SLEEVE-WEAR						
	2	1	5B-0213	6	BOLT (3/8-16X2.375-IN)						
	3	1	101-1365	1	PLATE-THRUST						
	4	1	102-5861	2	PLATE-THRUST (CAMSHAFT)						
	5	1	331-6185	1	GEAR AS-IDLER (40/70-TEETH)						
		1	224-9664	2	BUSHING						
	6	1	185-1497	1	GEAR AS-IDLER (79-TEETH)						
		1	224-9664	1	BUSHING						
	7	1	224-1214	1	GEAR AS-CRANKSHAFT (49-TEETH)						
		1	4N-0684	1	DOWEL						
	8	1	224-1215	1	SHAFT-STUB						
	9	1	224-1219	1	SHAFT-STUB						
	10	1	224-1220	1	PLATE						
	11	1	224-1221	1	SHAFT-STUB						
	12	1	331-6188	2	GEAR AS-CAMSHAFT (56-TEETH)						
	13	1	224-5332	2	PLATE-SEALING						
	14	1	224-9657	2	ADAPTER AS						
					(EACH INCLUDES)						
		1	4N-0684	1	DOWEL						
	15	1	230-6202	1	GEAR AS-IDLER (70/83-TEETH) (CLUSTER)						
		1	224-9664	1	BUSHING						
	16	1	031-5085	6	BOLT-LOCKING (1/4-20X1-IN)						
	17	1	117-8801	2	SEAL-O-RING						
	18	1	245-3804	1	BOLT (3/8-16X3.5-IN)						
	19	1	5E-8771	2	SEAL-O-RING						
	20	1	5P-4255	4	BOLT-LOCKING (3/8-16X1-IN)						
	21	1	6J-3913	12	BOLT-12 POINT HEAD (5/8-11X3.25-IN)						
	22	1	6V-3319	1	SEAL-O-RING						
	23	1	7B-3235	8	BOLT (1/2-13X1.375-IN)						

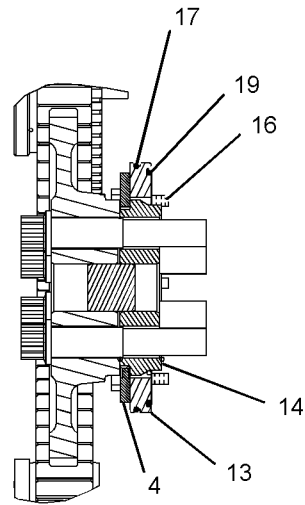
BASIC ENGINE

224-1213 GEAR GP-REAR (contd.)

i04912261



REAR VIEW



SECTION B-B

GRAPHIC #1

<END>

g01101274

BASIC ENGINE

399-5083 GEAR GP-REAR

AN ATTACHMENT

SMCS - 1204

i05162062

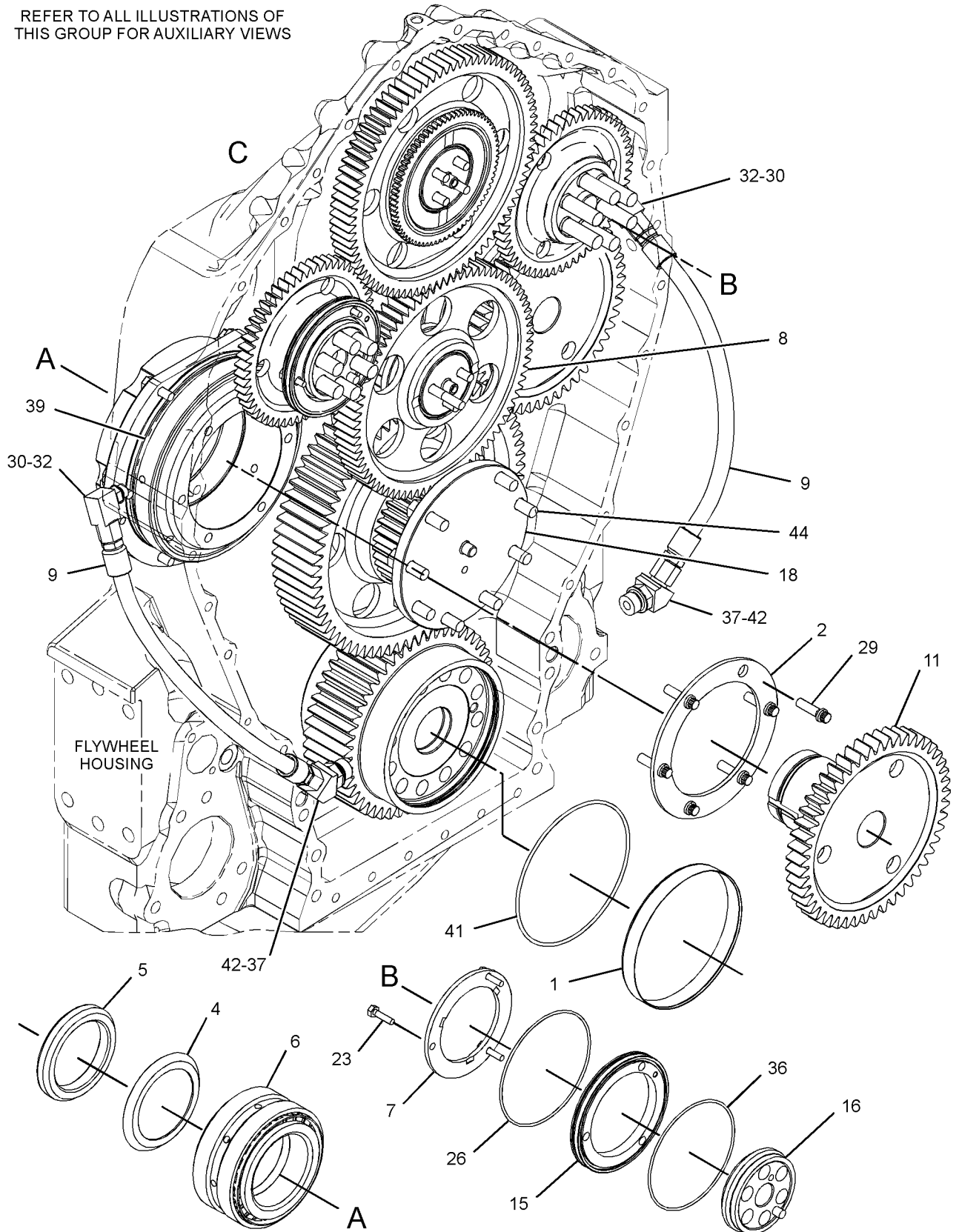
NOTE	REF NO	GRAPHIC REF	PART NUMBER	QTY	PART NAME						SEE PAGE
					1	2	3	4	5	6 (PRODUCT LEVEL)	
	1	1	4N-0848	1	SLEEVE-WEAR						
	2	1	4N-7183	2	RING-RETAINING						
	4	1	5F-7403	2	LOCKWASHER						
	5	1	5F-7404	2	LOCKNUT-BEARING						
	6	1	5P-1370	2	BEARING AS-ROLLER						
	7	1	102-5861	2	PLATE-THRUST						
	8	1	185-1497	1	GEAR AS-IDLER (79-TEETH)						
	8A	2	224-9664	1	BUSHING						
	9	1	194-0620	2	HOSE AS						
	10	2	217-7219	2	ADAPTER-HYDRAULIC PUMP						
	11	1	222-3920	2	GEAR						
	12	2	224-1219	1	SHAFT-STUB						
	13	2	224-1220	1	PLATE						
	14	2	224-1221	1	SHAFT-STUB						
	15	1	224-5332	2	PLATE-SEALING						
	16	1	224-9657	2	ADAPTER AS						
					(EACH INCLUDES)						
		1	4N-0684	1	DOWEL						
	17	2	226-6036	1	GEAR AS-IDLER						
		2	1B-8705	1	KEY-WOODRUFF						
	17A	2	226-6052	1	BUSHING						
	18	1	227-0159	1	SHAFT-STUB						
	19	2	228-5813	1	GEAR AS-CRANKSHAFT						
		2	4N-0684	1	DOWEL						
	20	2	229-1663	1	PLATE-THRUST						
	21	2	230-6202	1	GEAR AS-IDLER (70/83-TEETH)						
	21A	2	224-9664	1	BUSHING						
	22	2	331-6188	2	GEAR AS-CAMSHAFT (56-TEETH)						
	23	1	031-5085	6	BOLT-LOCKING (1/4-20X1-IN)						
	24	2	0S-1588	3	BOLT (3/8-16X1.25-IN)						
	26	1	117-8801	2	SEAL-O-RING						
	27	2	132-5789	1	CLIP						
	28	2	1A-2029	13	BOLT (3/8-16X1.125-IN)						
	29	1	1T-0720	12	BOLT-12 POINT HEAD (3/8-16X1.25-IN)						
	30	1	214-7568	2	SEAL-O-RING						
	31	2	245-3804	1	BOLT (3/8-16X3.5-IN)						
	32	1	297-7956	2	ELBOW						
	33	2	4P-7428	2	CLIP						
	35	2	5B-0213	6	BOLT (3/8-16X2.375-IN)						
	36	1	5E-8771	2	SEAL-O-RING						
	37	1	5P-4318	2	ELBOW						
	39	1	5P-8429	2	SEAL-O-RING						
	40	2	6J-3913	12	BOLT-12 POINT HEAD (5/8-11X3.25-IN)						
	41	1	6V-3319	1	SEAL-O-RING						
	42	1	6V-4589	2	SEAL-O-RING						
	43	2	6V-5839	3	WASHER (11X21X2.5-MM THK)						
	44	1	7B-3235	8	BOLT (1/2-13X1.375-IN)						

BASIC ENGINE

399-5083 GEAR GP-REAR (contd.)

i05162062

REFER TO ALL ILLUSTRATIONS OF THIS GROUP FOR AUXILIARY VIEWS



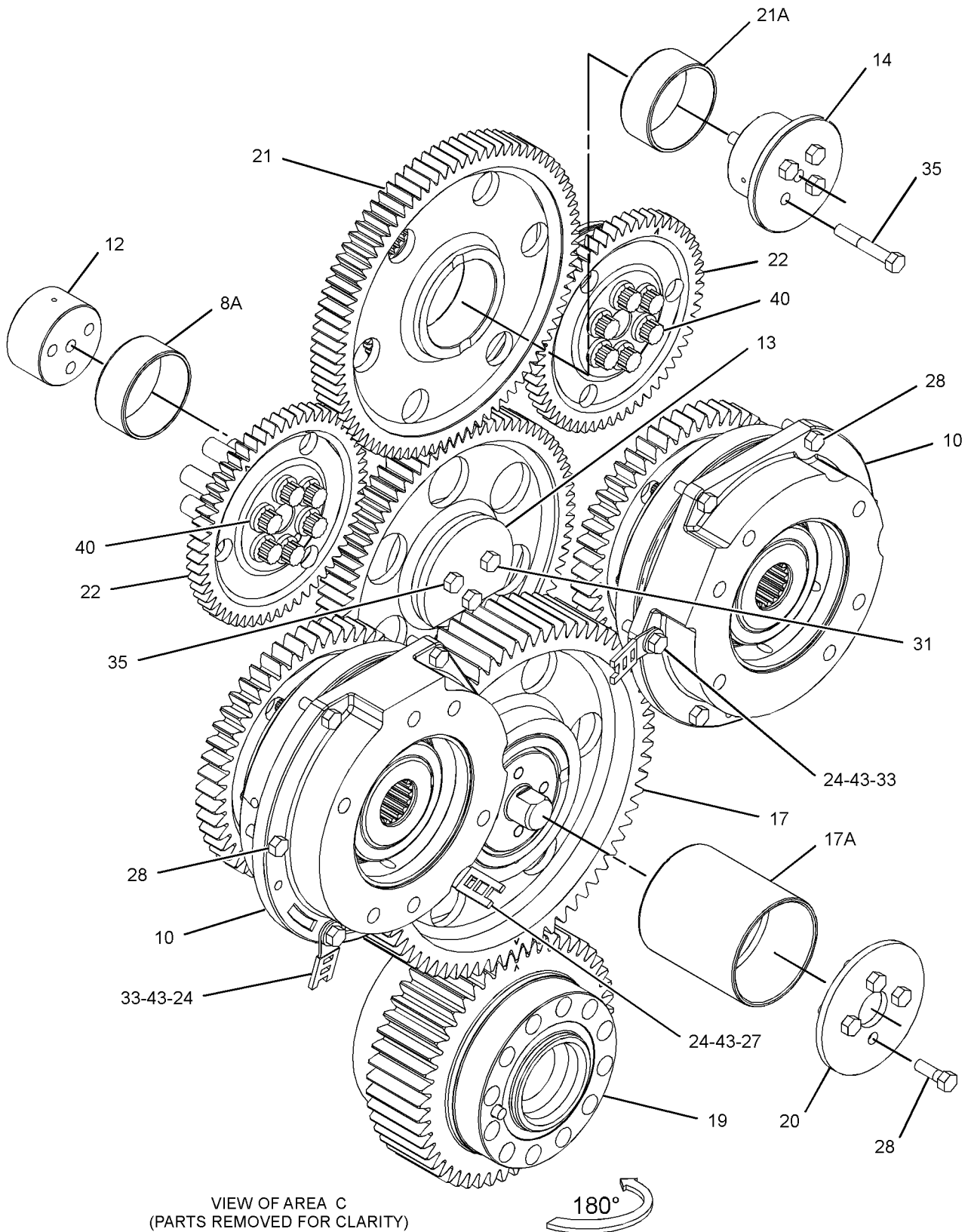
GRAPHIC #1

g03346052

BASIC ENGINE

399-5083 GEAR GP-REAR (contd.)

i05162062



GRAPHIC #2

<END>

g03346053

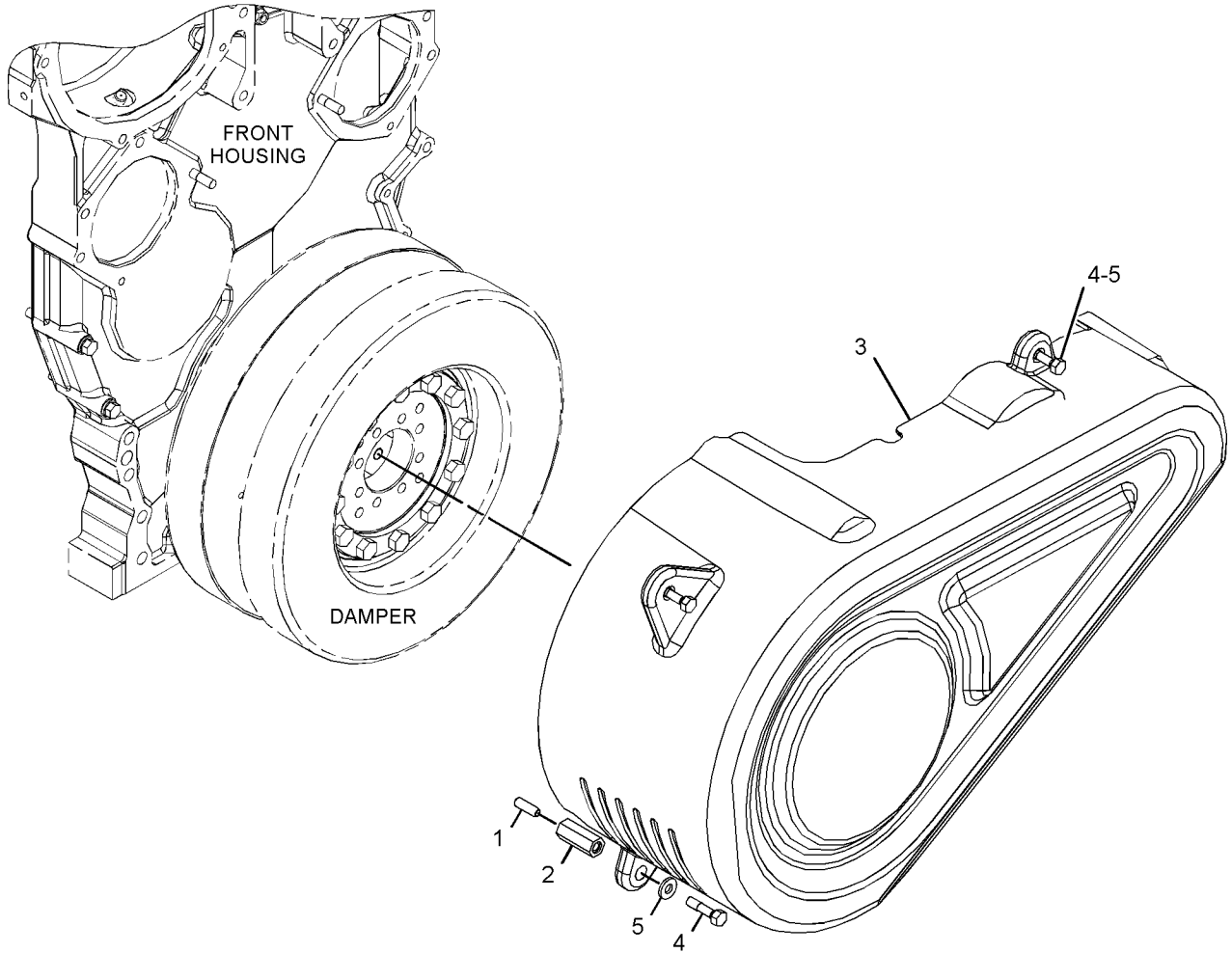
BASIC ENGINE

366-1288 GUARD GP-DAMPER AN ATTACHMENT

SMCS-1205

i04888085

NOTE	REF NO	GRAPHIC REF	PART NUMBER	QTY	PART NAME						SEE PAGE
					1	2	3	4	5	6	
	1	1	9L-1321	2	STUD-TAPERLOCK (3/8-16X1.18-IN)						
	2	1	351-3222	2	SPACER-SPECIAL						
	3	1	365-1417	1	GUARD (ALTERNATOR, DAMPER)						
	4	1	351-2247	4	BOLT (3/8-16X1.5-IN)						
	5	1	5P-1075	4	WASHER-HARD (10.2X22.5X3-MM THK)						



GRAPHIC #1

<END>

g03215277

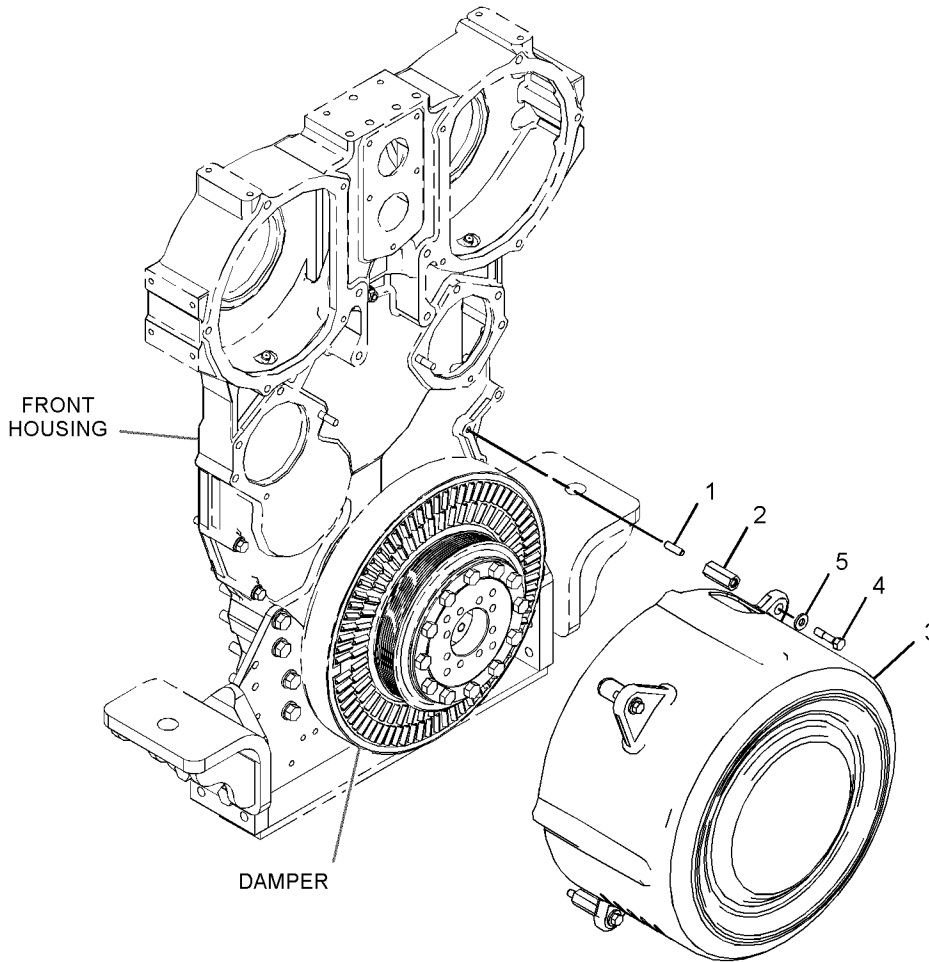
BASIC ENGINE

366-1289 GUARD GP-DAMPER FOR USE WITH C32 TIER III MARINE COMMERCIAL ENGINES AN ATTACHMENT

SMCS-1205

i05001831

NOTE	REF NO	GRAPHIC REF	PART NUMBER	QTY	PART NAME						SEE PAGE
					1	2	3	4	5	6 (PRODUCT LEVEL)	
	1	1	9L-1321	3	STUD-TAPERLOCK (3/8-16X1.18-IN)						
	2	1	351-3222	3	SPACER-SPECIAL						
	3	1	392-7156	1	GUARD-DAMPER						
	4	1	351-2247	4	BOLT (3/8-16X1.5-IN)						
	5	1	5P-1075	4	WASHER-HARD (10.2X22.5X3-MM THK)						



GRAPHIC #1

<END>

g03291804

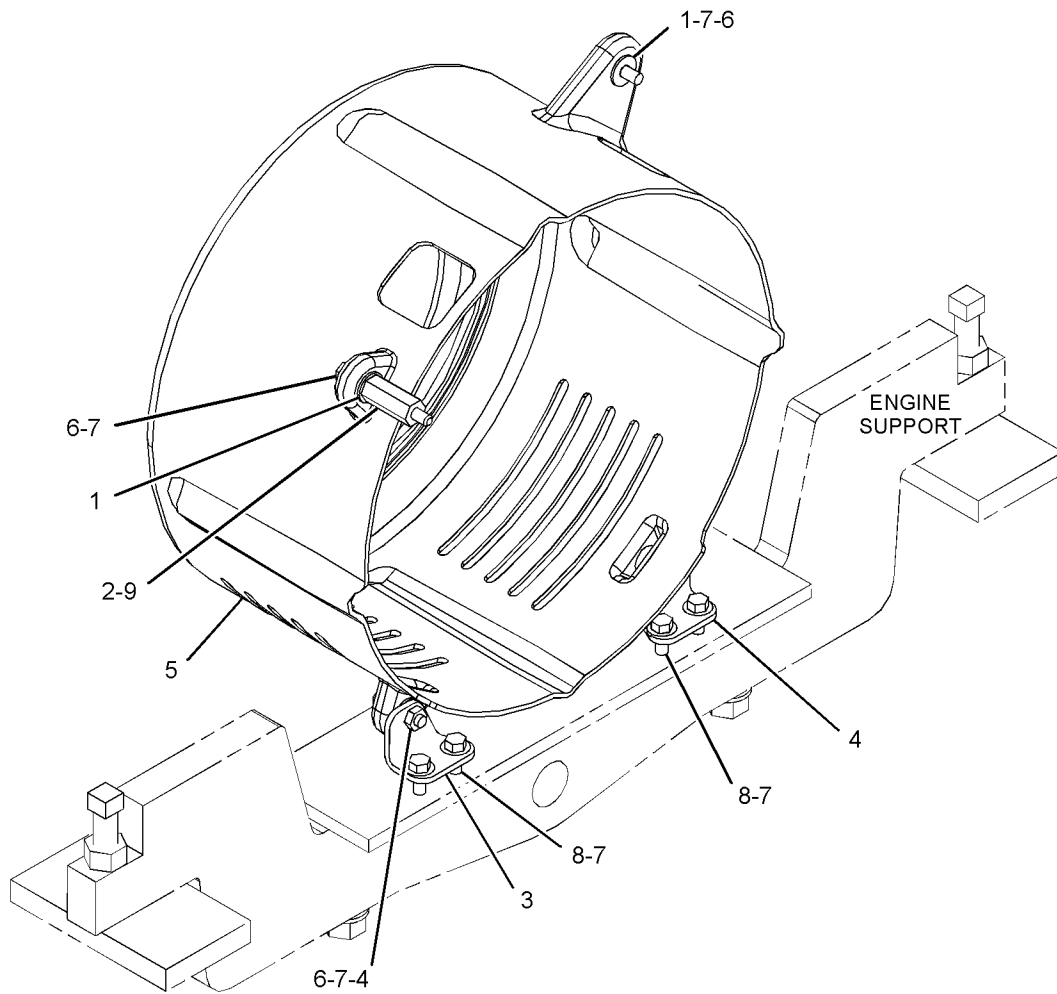
BASIC ENGINE

366-1290 GUARD GP-DAMPER FOR USE WITH C32 TIER 3 MARINE ENGINES AN ATTACHMENT

SMCS-1205

i05110559

NOTE	REF NO	GRAPHIC REF	PART NUMBER	QTY	PART NAME						SEE PAGE
					1	2	3	4	5	6 (PRODUCT LEVEL)	
	1	1	350-4551	4	INSERT						
	2	1	351-3222	1	SPACER-SPECIAL						
	3	1	352-5718	1	BRACKET AS						
		1	1F-0750	1	NUT-WELD (3/8-16-THD)						
	4	1	352-5719	1	BRACKET AS						
		1	1F-0750	1	NUT-WELD (3/8-16-THD)						
	5	1	392-7156	1	GUARD-DAMPER						
	6	1	351-2247	4	BOLT (3/8-16X1.5-IN)						
	7	1	5P-1075	8	WASHER-HARD (10.2X22.5X3-MM THK)						
	8	1	5S-7379	4	BOLT (3/8-16X0.875-IN)						
	9	1	9L-1321	1	STUD-TAPERLOCK (3/8-16X1.18-IN)						



GRAPHIC #1

<END>

g03293536

BASIC ENGINE

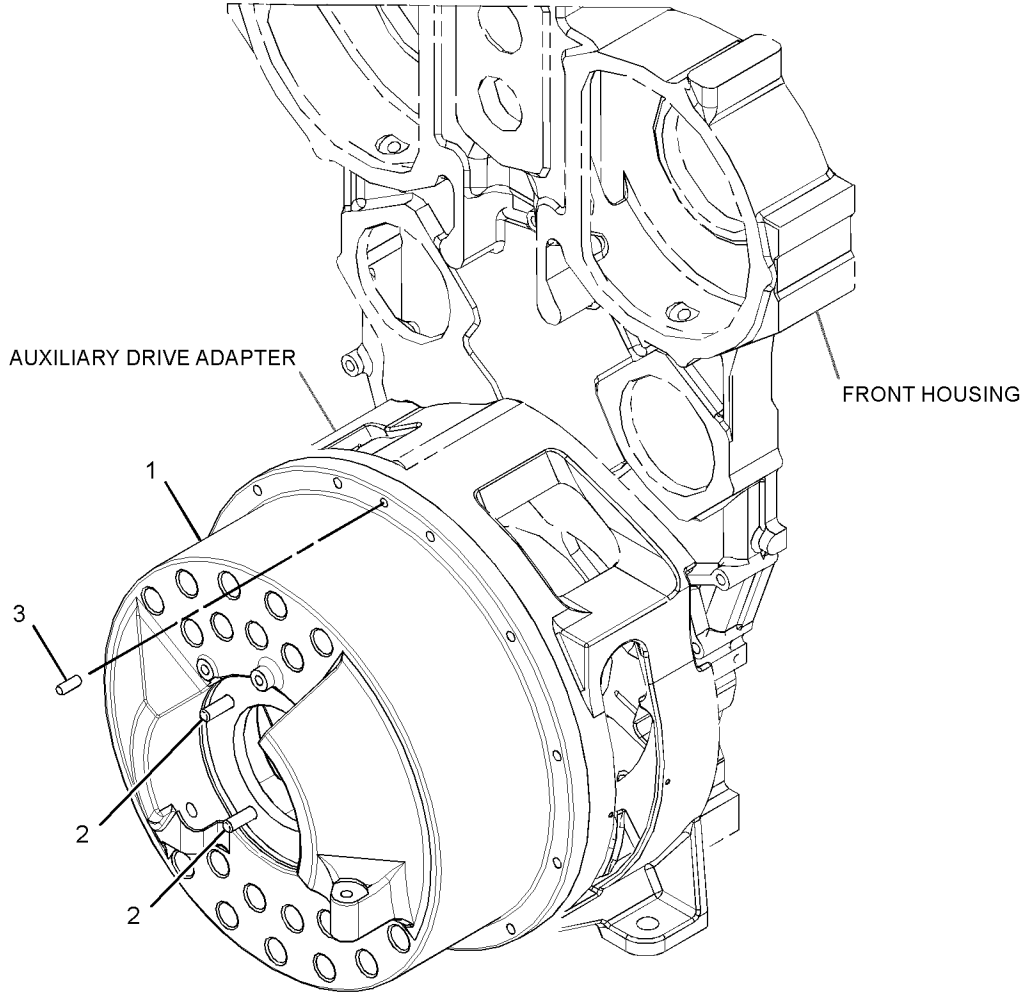
417-6355 GUARD GP-DAMPER

FOR USE WITH FRONT MOUNT SEAWATER PUMP C32 SCAC AUX ENGINES, C32 GENSET PACKAGE
PART OF 417-6356 GUARD GP-DAMPER
AN ATTACHMENT

SMCS-1205

i05141229

NOTE	REF NO	GRAPHIC REF	PART NUMBER	QTY	PART NAME						SEE PAGE
					1	2	3	4	5	6 (PRODUCT LEVEL)	
	1	1	415-3397	1	COVER						
	2	1	5M-1932	4	STUD-TAPERLOCK (1/2-13X2.17-IN)						
	3	1	6V-3535	1	DOWEL						



GRAPHIC #1

<END>

g03345840

BASIC ENGINE

417-6356 GUARD GP-DAMPER

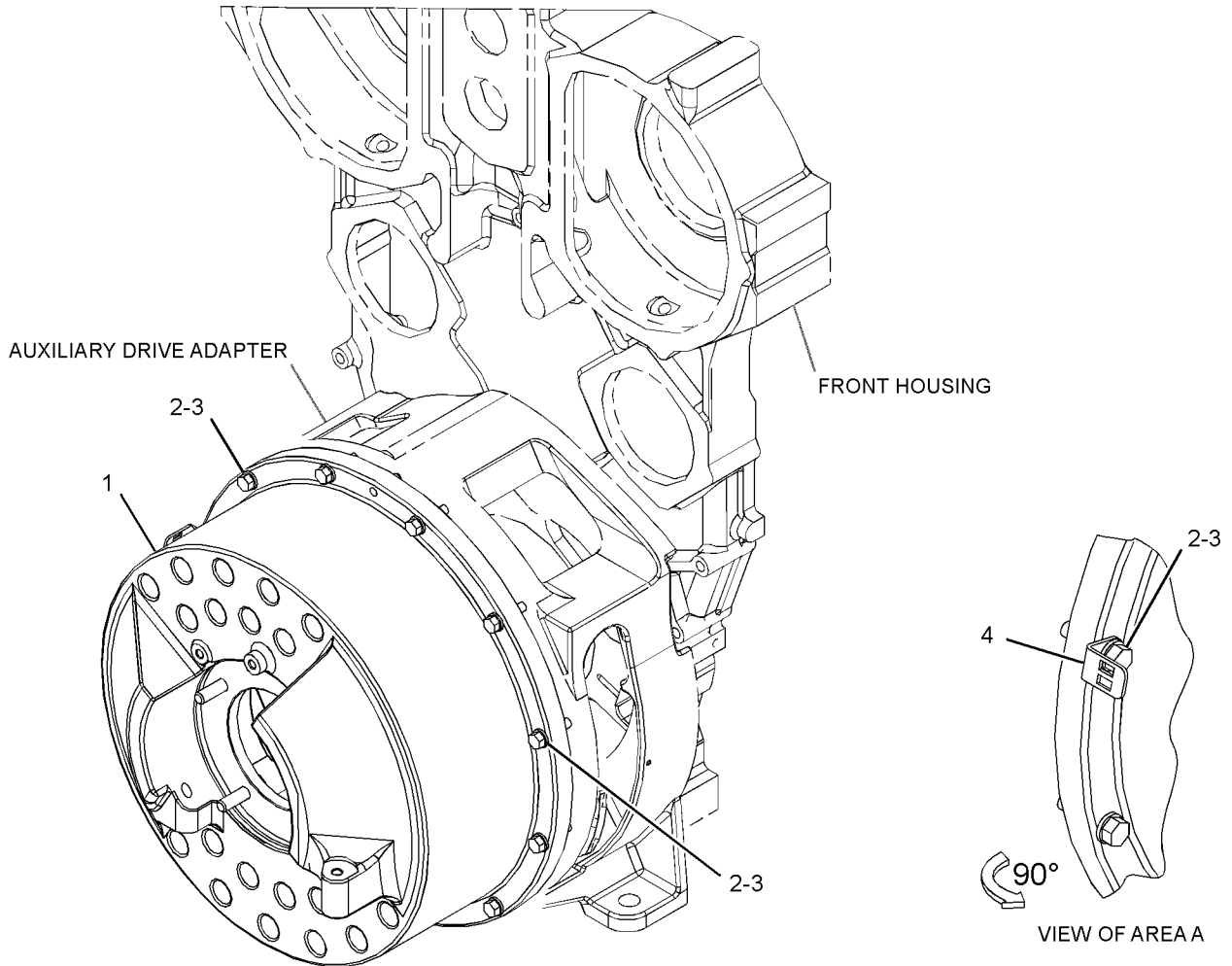
FOR USE WITH FRONT MOUNT SEAWATER PUMP C32 SCAC AUX ENGINES, C32 GENSET PACKAGE
PART OF 418-8115 ADAPTER GP-AUXILIARY DRIVE
AN ATTACHMENT

SMCS-1205

i05255064

NOTE	REF NO	GRAPHIC REF	PART NUMBER	QTY	PART NAME						SEE PAGE
					1	2	3	4	5	6 (PRODUCT LEVEL)	
Y	1	1	417-6355	1	GUARD GP-DAMPER						64
	2	1	0S-1591	12	BOLT (3/8-16X1.5-IN)						
	3	1	5M-2894	12	WASHER-HARD (10.2X18.5X2.5-MM THK)						
	4	1	269-7678	1	CLIP						

Y - SEPARATE ILLUSTRATION



GRAPHIC #1

<END>

g03349281

BASIC ENGINE

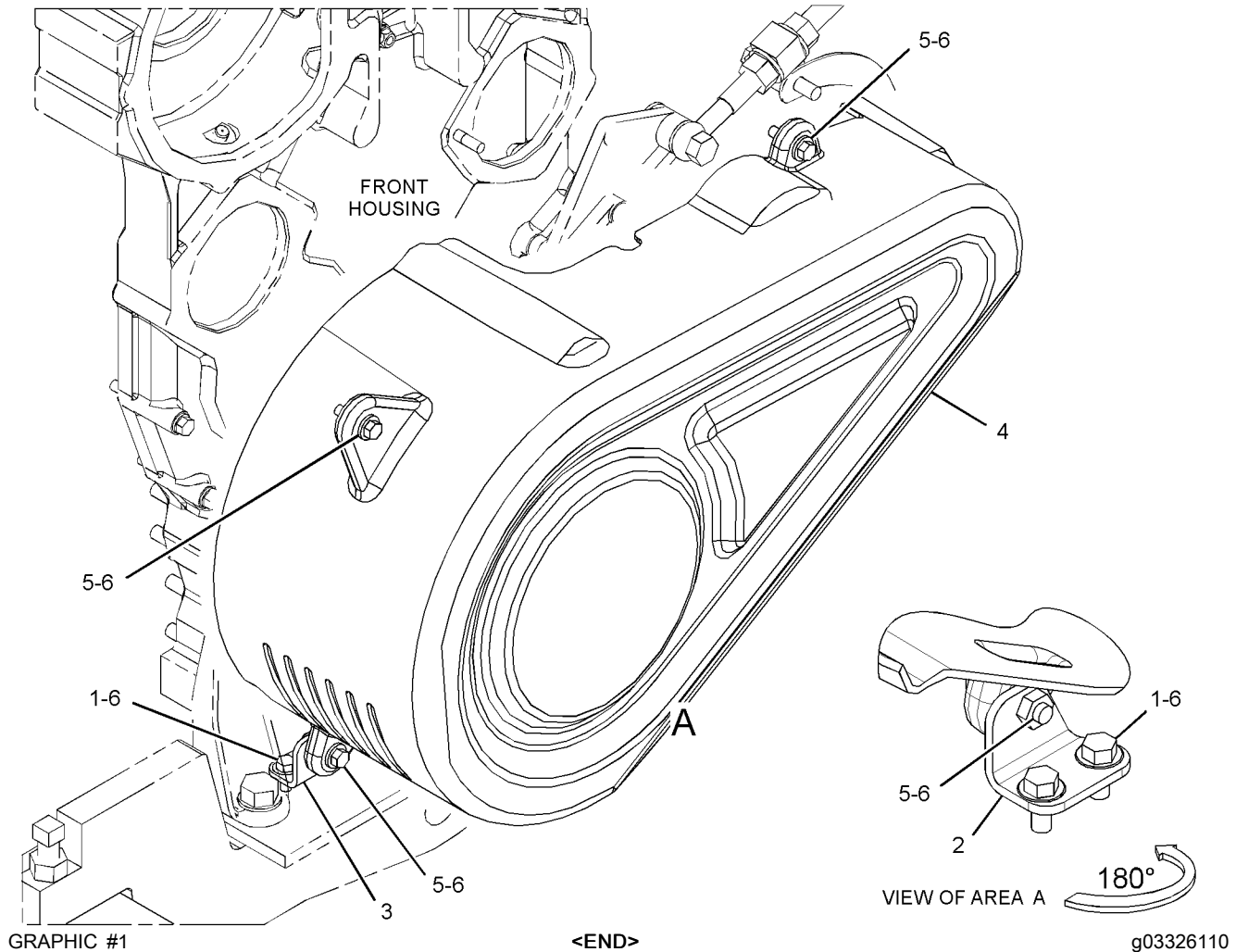
366-1291 GUARD GP-PULLEY

FOR USE WITH C32 TIER III MARINE ENGINES
AN ATTACHMENT

SMCS-1359

i05162733

NOTE	REF NO	GRAPHIC REF	PART NUMBER	QTY	PART NAME						SEE PAGE
					1	2	3	4	5	6 (PRODUCT LEVEL)	
	1	1	5S-7379	4	BOLT (3/8-16X0.875-IN)						
	2	1	352-5718	1	BRACKET AS						
	3	1	352-5719	1	BRACKET AS						
	4	1	365-1417	1	GUARD (ALTERNATOR, DAMPER)						
	5	1	351-2247	4	BOLT (3/8-16X1.5-IN)						
	6	1	5P-1075	8	WASHER-HARD (10.2X22.5X3-MM THK)						



BASIC ENGINE

355-5019 HOUSING GP-FLYWHEEL

SAE #0 HOUSING. 14 1/2 IN TRANSBORE MTG HOLE CLOCKED 15 DEG.. 4 5/8 MTG HOLE PAD, BOTH SIDES.. 2 SAE "C" MTG PADS, 4 1/2 MTG HOLE, FOR SW PUMP.. 4 1/2 MTG HOLES FOR ECM MTG.
MTG LOCATION FOR RISERS

SMCS-1157

i04895281

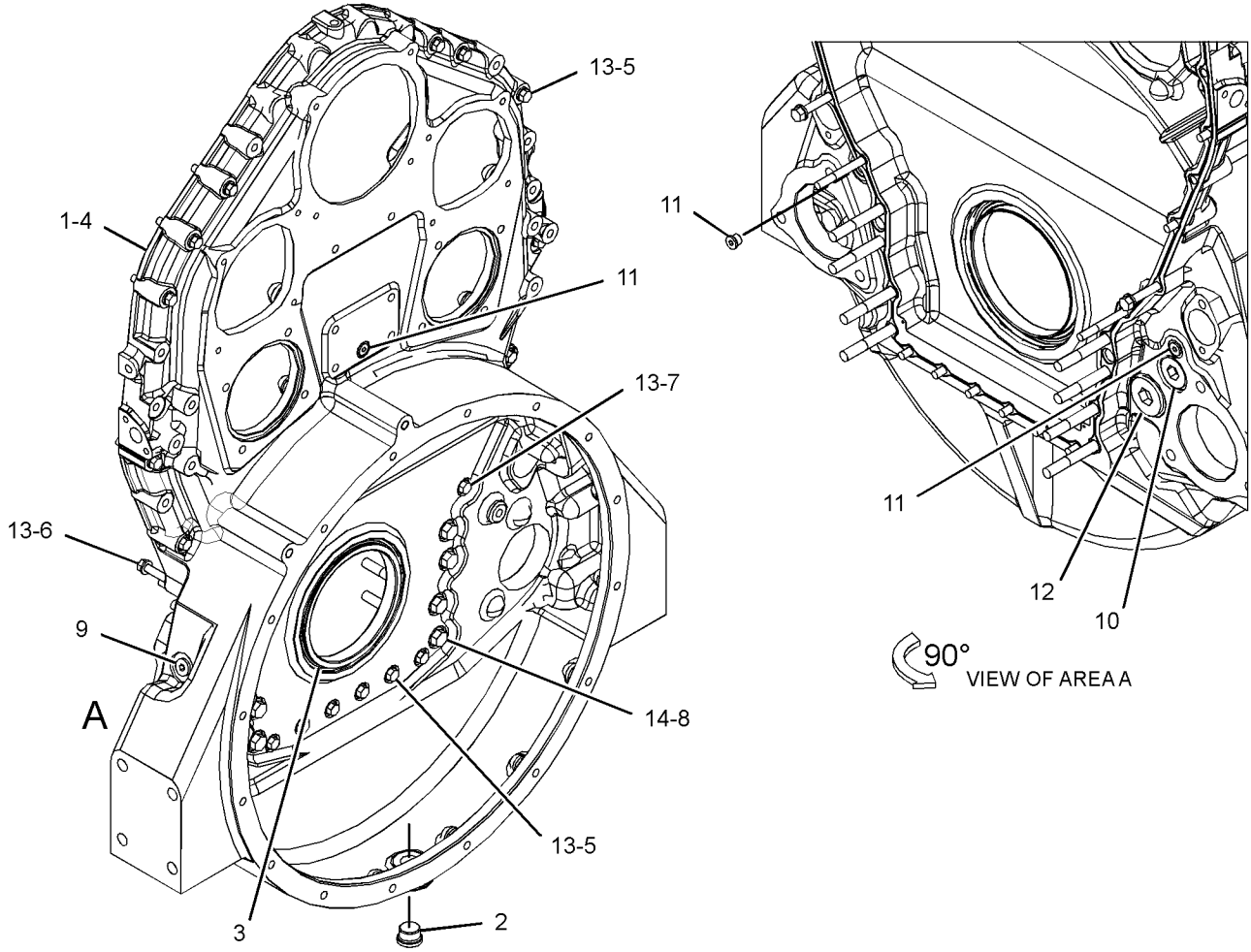
NOTE	REF NO	GRAPHIC REF	PART NUMBER	QTY	PART NAME						SEE PAGE
					1	2	3	4	5	6	
	1	1	225-1242	1	GASKET						
	2	1	315-9859	1	PLUG AS						
		1	9S-8008	1	PLUG-O-RING						
		1	238-5082	1	SEAL-O-RING						
Y	3	1	319-0785	1	SEAL GP-CRANKSHAFT						86
	4	1	355-5020	1	HOUSING-FLYWHEEL						
	5	1	0L-1143	16	BOLT (3/8-16X2.5-IN)						
	6	1	0S-1619	2	BOLT (3/8-16X3-IN)						
	7	1	245-3803	2	BOLT (3/8-16X5.93-IN)						
	8	1	2H-6488	8	BOLT (1/2-13X5-IN)						
	9	1	307-2673	2	PLUG AS						
					(EACH INCLUDES)						
		1	9S-8005	1	PLUG-O-RING						
		1	238-5080	1	SEAL-O-RING						
	10	1	319-6234	1	PLUG AS						
		1	9S-9334	1	PLUG-O-RING						
		1	238-5084	1	SEAL-O-RING						
	11	1	321-8642	3	PLUG AS						
					(EACH INCLUDES)						
		1	9S-8003	1	PLUG						
		1	214-7567	1	SEAL-O-RING						
	12	1	329-5455	1	PLUG AS						
		1	9S-8010	1	PLUG						
		1	228-7096	1	SEAL-O-RING						
	13	1	5M-2894	20	WASHER-HARD (10.2X18.5X2.5-MM THK)						
	14	1	5P-8245	8	WASHER-HARD (13.5X25.5X3-MM THK)						

Y - SEPARATE ILLUSTRATION

BASIC ENGINE

355-5019 HOUSING GP-FLYWHEEL (contd.)

i04895281



GRAPHIC #1

<END>

g03062622

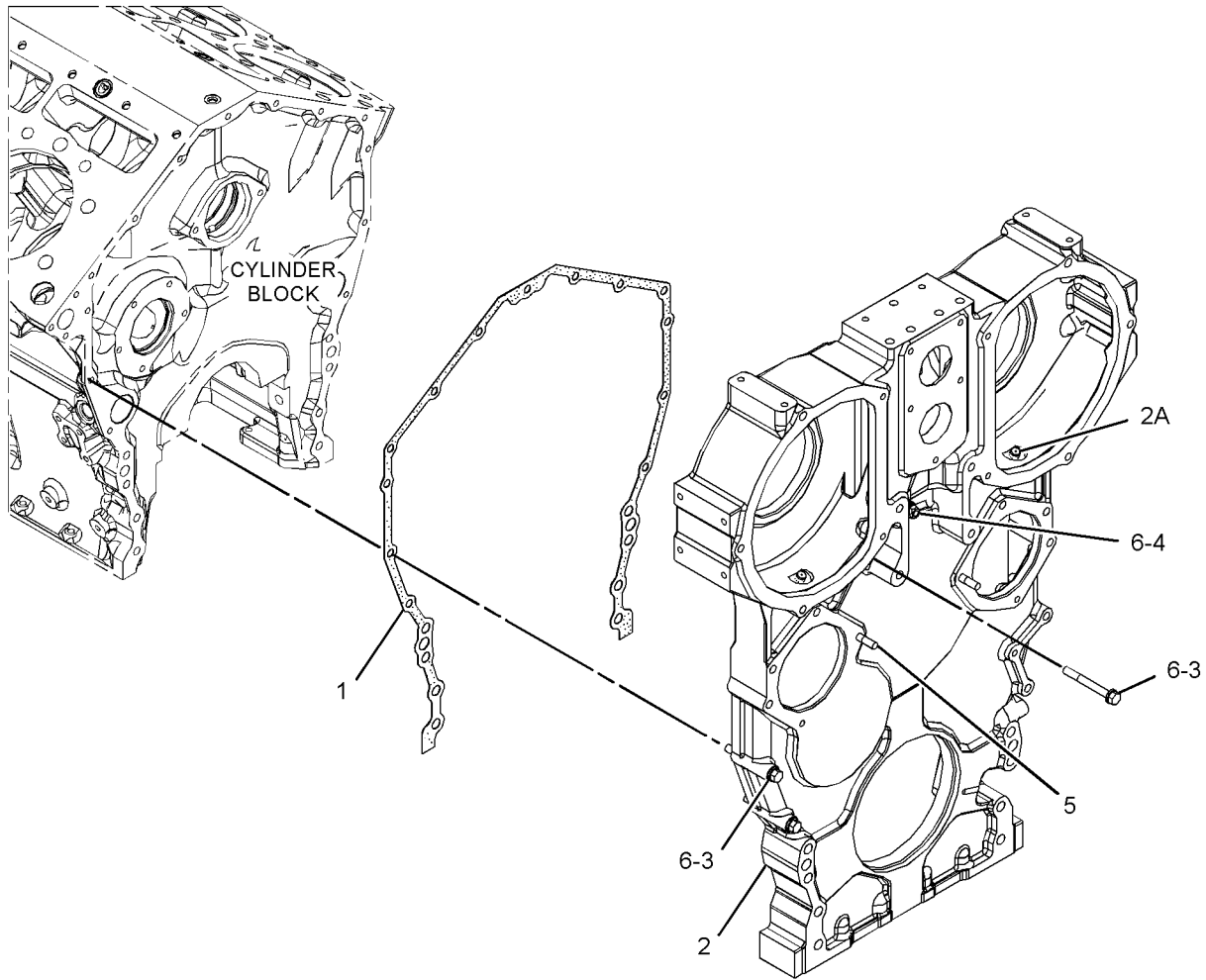
BASIC ENGINE

238-9862 HOUSING GP-FRONT

SMCS-1151, 1162, 1206

i03883900

NOTE	REF NO	GRAPHIC REF	PART NUMBER	QTY	PART NAME						SEE PAGE
					1	2	3	4	5	6 (PRODUCT LEVEL)	
	1	1	214-1727	1	GASKET (CYLINDER BLOCK)						
	2	1	350-1638	1	HOUSING AS-FRONT						
	2A	1	238-9860	2	DOWEL						
	3	1	0L-1352	4	BOLT (3/8-16X3.25-IN)						
	4	1	2K-4973	1	LOCKNUT (3/8-16-THD)						
	5	1	3K-3256	2	STUD-TAPERLOCK (3/8-16X1.7-IN)						
	6	1	5M-2894	5	WASHER-HARD (10.2X18.5X2.5-MM THK)						



GRAPHIC #1

<END>

g02138011

BASIC ENGINE

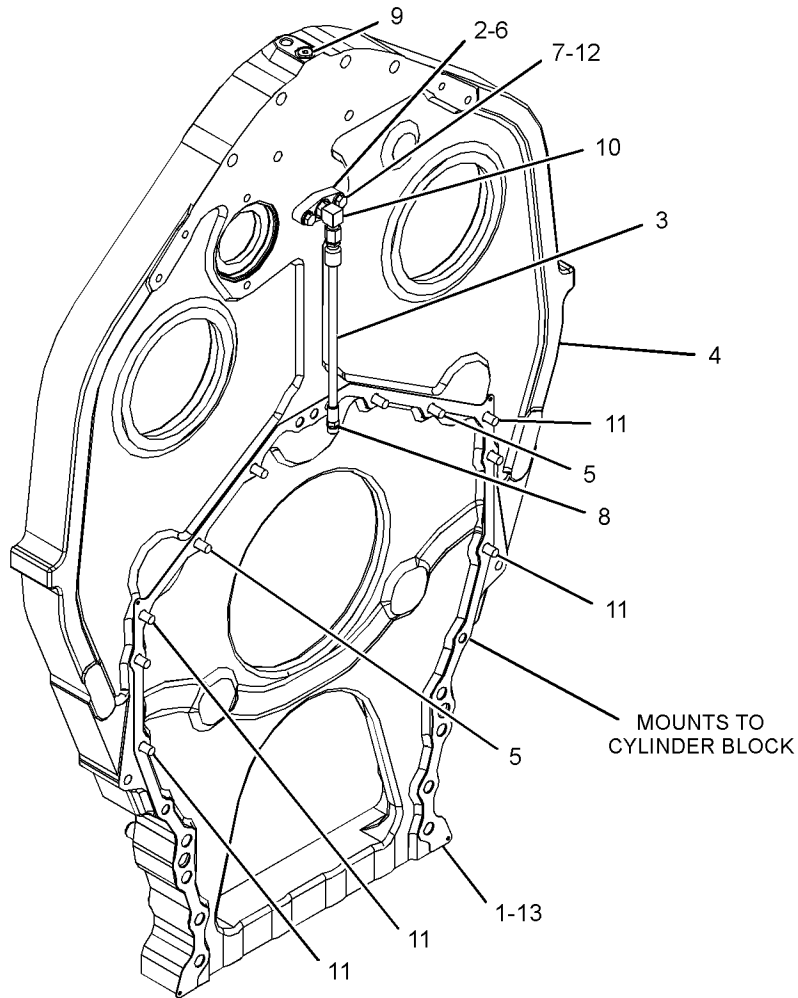
358-7817 HOUSING GP-REAR CLEARANCE CUT FOR RPTO GEAR

SMCS-1166

i04886069

NOTE	REF NO	GRAPHIC REF	PART NUMBER	QTY	PART NAME						SEE PAGE
					1	2	3	4	5	6	
	1	1	161-7293	1	GASKET-CYLINDER						
	2	1	234-4279	1	FLANGE						
	3	1	316-9154	1	HOSE AS						
	4	1	358-7816	1	HOUSING AS-REAR						
		1	4N-0683	2	DOWEL						
	5	1	053-2294	4	BOLT-12 POINT HEAD (3/8-16X1.75-IN)						
	6	1	061-8639	1	SEAL-O-RING						
	7	1	0S-1616	2	BOLT (1/4-20X1-IN)						
	8	1	214-7566	1	SEAL-O-RING						
	9	1	307-2671	1	PLUG AS						
		1	9S-8002	1	PLUG-O-RING						
		1	214-7566	1	SEAL-O-RING						
	10	1	343-8115	1	ELBOW AS						
		1	030-7946	1	ELBOW						
		1	214-7566	1	SEAL-O-RING						
	11	1	3S-0127	6	BOLT-12 POINT HEAD (3/8-16X2.25-IN)						
	12	1	5P-0537	2	WASHER-HARD (7.2X14.5X2-MM THK)						
B	13	1	4C-9612		SEALANT-SILICONE						

B - USE AS REQUIRED



GRAPHIC #1

<END>

g03243998

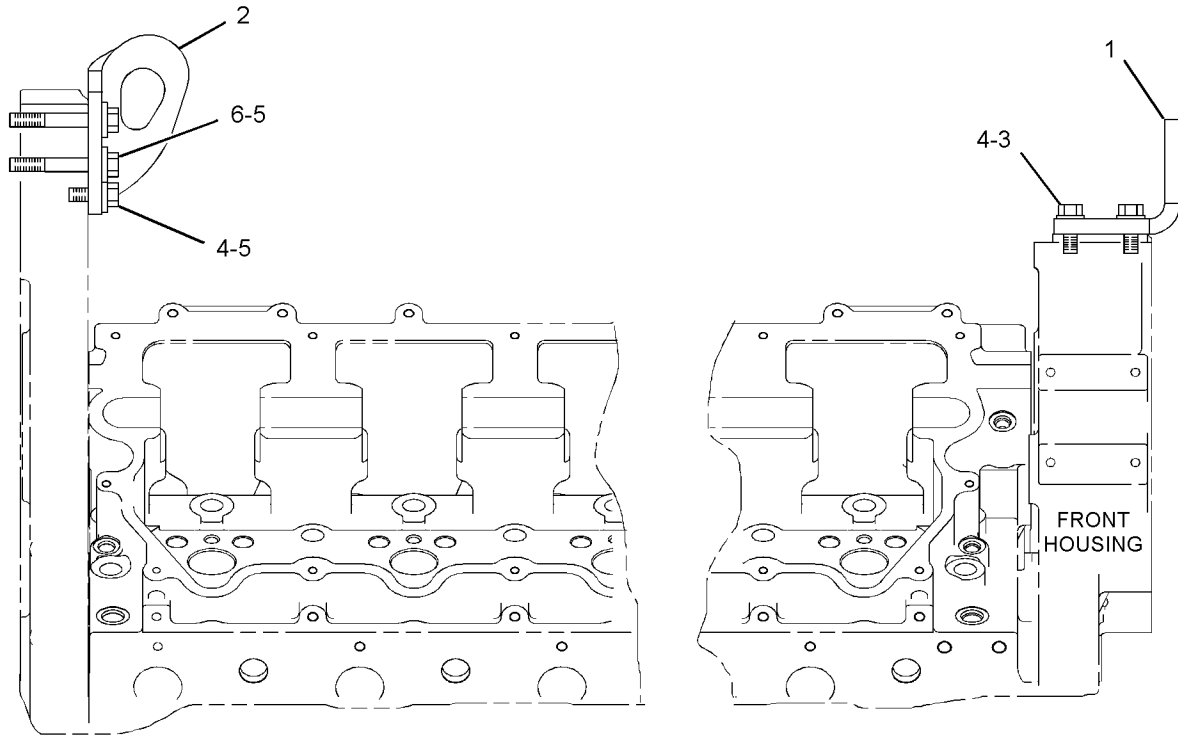
BASIC ENGINE

285-5917 LIFTING GP-ENGINE

SMCS-1122

i02629991

NOTE	REF NO	GRAPHIC REF	PART NUMBER	QTY	PART NAME						SEE PAGE
					1	2	3	4	5	6	
	1	1	235-1861	1	EYE-LIFTING						
	2	1	270-3270	1	EYE AS-LIFTING						
	3	1	5P-8245	5	WASHER-HARD (13.5X25.5X3-MM THK)						
	4	1	7B-3235	7	BOLT (1/2-13X1.375-IN)						
	5	1	7D-1649	6	WASHER-HARD (13.5X32X5-MM THK)						
	6	1	9X-8875	4	BOLT (1/2-13X3.5-IN)						



RIGHT SIDE VIEW OF ENGINE

GRAPHIC #1

<END>

g01323075

BASIC ENGINE

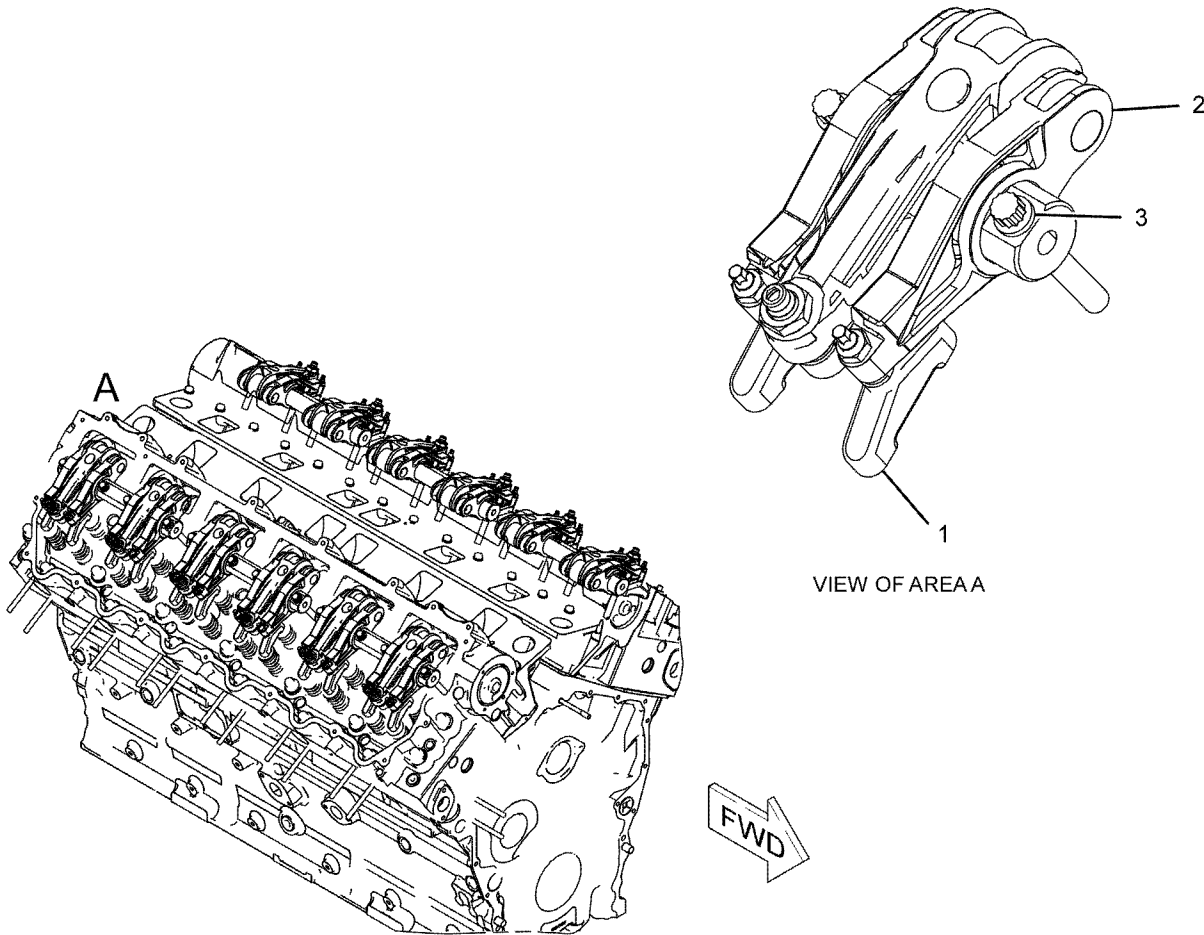
260-9631 MECHANISM GP-FUEL PUMP & VALVE

SMCS-1102, 1123

i04944773

NOTE	REF NO	GRAPHIC REF	PART NUMBER	QTY	PART NAME						SEE PAGE
					1	2	3	4	5	6 (PRODUCT LEVEL)	
	1	1	348-7743	24	BRIDGE-VALVE						
Y	2	1	392-0066	6	ROCKER ARM GP						85
	3	1	356-5212	24	BOLT-12 POINT HEAD (1/2-13X3.5 IN)						

Y - SEPARATE ILLUSTRATION



GRAPHIC #1

<END>

g01051266

BASIC ENGINE

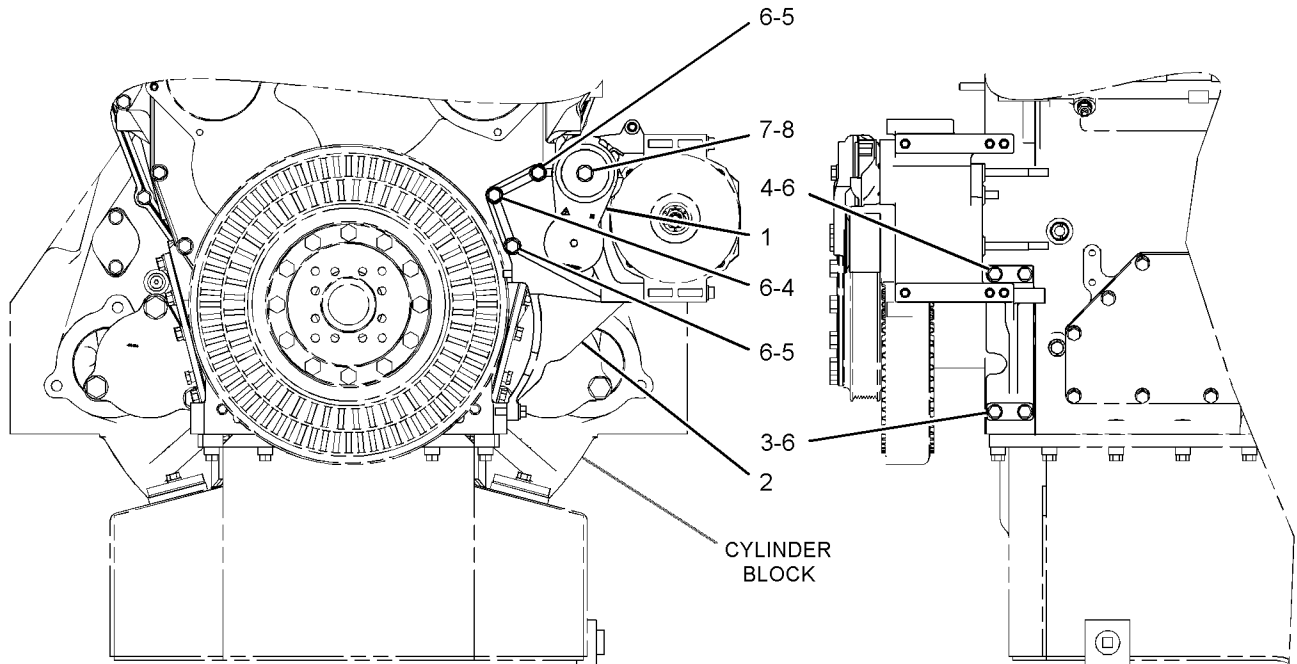
359-4872 MOUNTING GP-ALTERNATOR AN ATTACHMENT

SMCS-1154, 1405

i04886031

NOTE	REF NO	GRAPHIC REF	PART NUMBER	QTY	PART NAME						SEE PAGE
					1	2	3	4	5	6 (PRODUCT LEVEL)	
	1	1	329-8797	1	BELT TENSIONER						
	2	1	360-1730	1	BRACKET						
	3	1	0S-1588	2	BOLT (3/8-16X1.25-IN)						
	4	1	0T-0573	3	BOLT (3/8-16X2.75-IN)						
	5	1	5B-2638	2	BOLT (3/8-16X5.25-IN)						
	6	1	5M-2894	7	WASHER-HARD (10.2X18.5X2.5-MM THK)						
	7	1	6V-5839	1	WASHER (11X21X2.5-MM THK)						
M	8	1	6V-7981	1	BOLT (M10X1.5X70-MM)						

M - METRIC PART



FRONT VIEW OF ENGINE

LEFT SIDE VIEW OF ENGINE

GRAPHIC #1

<END>

g03293198

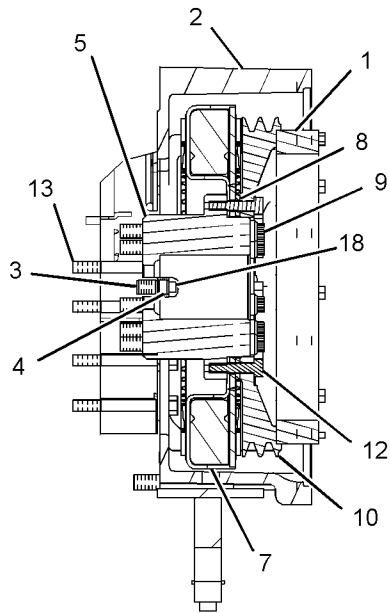
BASIC ENGINE

326-6177 MOUNTING GP-HYD PUMP DRIVE AN ATTACHMENT

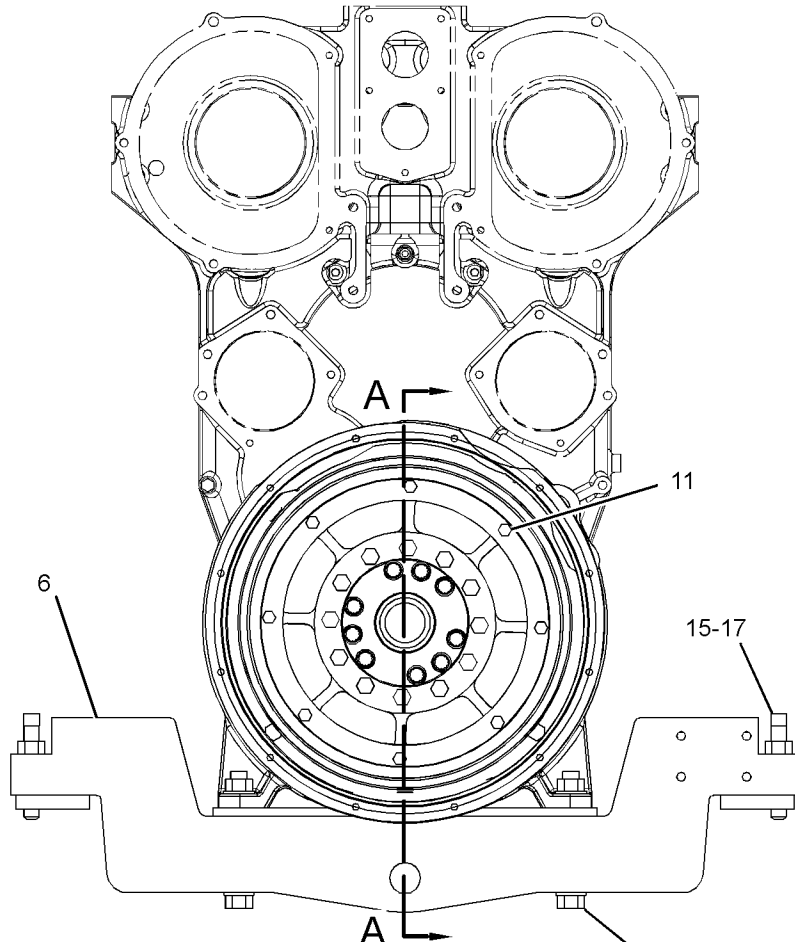
SMCS-1207

i04151810

NOTE	REF NO	GRAPHIC REF	PART NUMBER	QTY	PART NAME						SEE PAGE
					1	2	3	4	5	6 (PRODUCT LEVEL)	
	1	1	2N-1372	1	RING-DRIVE						
	2	1	4W-5822	1	ADAPTER						
	3	1	4W-8688	2	DOWEL-THREADED (5/16-18-THD)						
	4	1	4W-8689	2	DOWEL-BUSHING						
	5	1	6N-4400	1	ADAPTER						
	6	1	8N-9339	1	SUPPORT AS-FRONT						
		1	2B-1015	2	BOLT (3/4-10X6.5-IN)						
		1	2J-3506	6	NUT-FULL (3/4-10-THD)						
		1	5P-8248	4	WASHER-HARD (20X36.5X3.5-MM THK)						
		1	8T-4162	2	SETSCREW (3/4-10X4.5-IN)						
7	1	1	213-3199	1	DAMPER AS						
8	1	1	263-3218	1	SPACER (160.32X207.8X1-MM THK)						
9	1	1	323-3737	9	BOLT-12 POINT HEAD						
10	1	1	326-6181	1	PULLEY (2-GROOVE)						
11	1	1	0L-1143	8	BOLT (3/8-16X2.5-IN)						
12	1	1	1A-1460	12	BOLT (1/2-13X2-IN)						
13	1	1	1D-4569	8	BOLT (1/2-13X4.25-IN)						
14	1	1	1D-4616	2	BOLT (3/4-10X6-IN)						
15	1	1	2J-3506	4	NUT-FULL (3/4-10-THD)						
16	1	1	5P-8248	4	WASHER-HARD (20X36.5X3.5-MM THK)						
17	1	1	8T-4162	2	SETSCREW (3/4-10X4.5-IN)						
18	1	1	9F-6641	2	BOLT (5/16-18X1.25-IN)						



SECTION A-A



FRONT VIEW OF ENGINE

GRAPHIC #1

<END>

g02352125

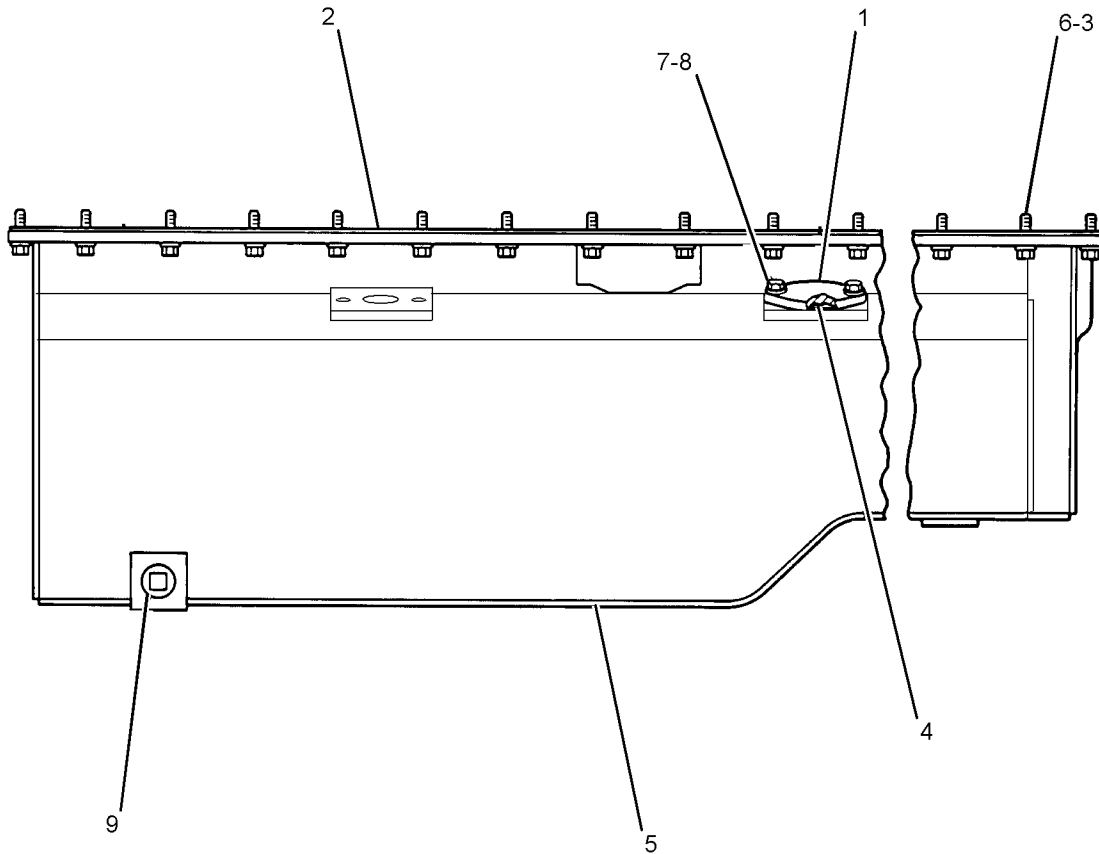
BASIC ENGINE

4N-7182 PAN GP-OIL-ENGINE

SMCS-1302

i02858867

NOTE	REF NO	GRAPHIC REF	PART NUMBER	QTY	PART NAME						SEE PAGE
					1	2	3	4	5	6 (PRODUCT LEVEL)	
	1	1	4N-0794	2	COVER						
	2	1	6N-1396	1	GASKET-OIL PAN						
	3	1	7W-3447	40	SPACER (10.2X19.05X10.2-MM THK)						
	4	1	239-5572	2	SEAL-INTEGRAL						
	5	1	101-8564	1	PAN AS-OIL						
	6	1	0S-1571	40	BOLT (3/8-16X1.75-IN)						
	7	1	0S-1594	4	BOLT (3/8-16X1-IN)						
	8	1	5M-2894	4	WASHER-HARD (10.2X18.5X2.5-MM THK)						
	9	1	8T-6761	3	PLUG-PIPE (OIL PAN DRAIN)						



GRAPHIC #1

<END>

g01413895

BASIC ENGINE

352-4215 PISTON & ROD GP

16:5:1 COMPRESSION RATIO

SMCS-1225

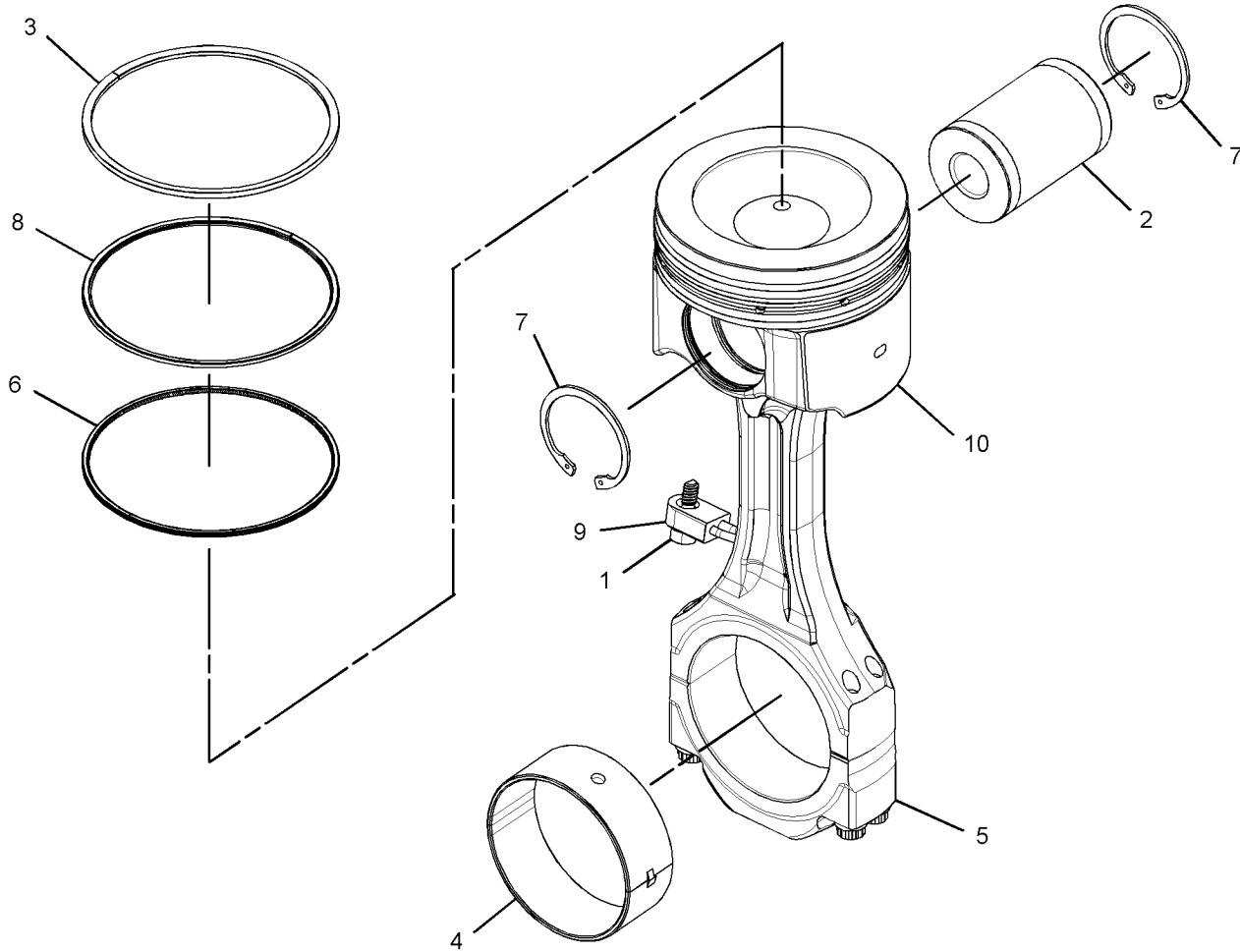
i04404231

NOTE	REF NO	GRAPHIC REF	PART NUMBER	QTY	PART NAME						SEE PAGE
					1	2	3	4	5	6	
	1	1	150-1156	1	BOLT-SPECIAL (OIL JET)						
	2	1	180-7350	1	PIN-PISTON						
	3	1	223-9159	1	RING-PISTON-TOP						
	4	1	232-3226	1	BEARING-CONNECTING ROD (STANDARD)						
AB		1	341-0060		BEARING-CONNECTING ROD (0.63-MM US)						
R	5	1	232-3232	1	ROD AS						
		1	213-3217	4	BOLT (M11X1.25X84-MM)						
		1	219-4458	2	PIN-DOWEL						
		1	229-6259	1	BEARING						
	6	1	246-5659	1	RING-PISTON (OIL CONTROL)						
	7	1	250-2940	2	RETAINER-PIN						
	8	1	344-5153	1	RING-PISTON (INTERMEDIATE)						
	9	1	355-6043	1	TUBE AS-OIL JET						
R	10	1	367-5181	1	BODY AS-PISTON						

A - NOT PART OF THIS GROUP

B - USE AS REQUIRED

R - REMFG PART MAY BE AVAILABLE



GRAPHIC #1

<END>

g02175463

BASIC ENGINE

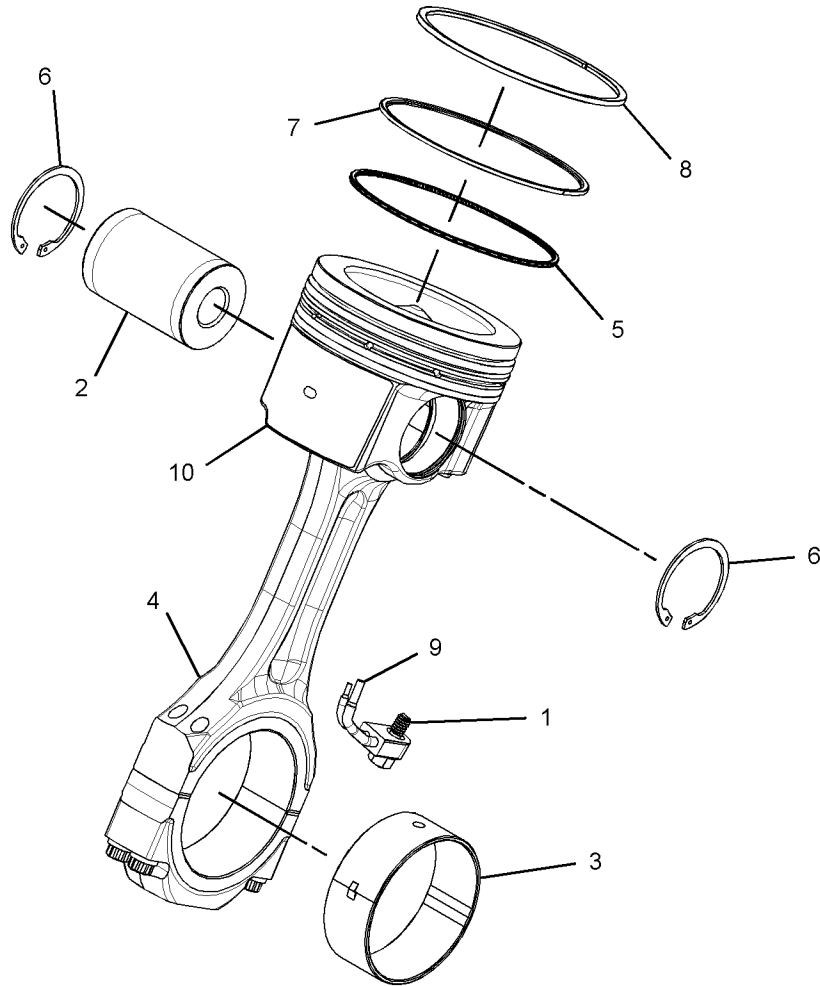
357-7154 PISTON & ROD GP 15:1 COMPRESSION RATIO

SMCS-1225

i04154534

NOTE	REF NO	GRAPHIC REF	PART NUMBER	QTY	PART NAME						SEE PAGE
					1	2	3	4	5	6	
	1	1	150-1156	1	BOLT-SPECIAL (OIL JET)						
	2	1	180-7350	1	PIN-PISTON						
	3	1	232-3226	1	BEARING-CONNECTING ROD (STANDARD)						
AB		1	341-0060		BEARING-CONNECTING ROD (0.63-MM US)						
R	4	1	232-3232	1	ROD AS						
		1	213-3217	4	BOLT (M11X1.25X84-MM)						
		1	219-4458	2	PIN-DOWEL						
		1	229-6259	1	BEARING						
	5	1	246-5659	1	RING-PISTON (OIL CONTROL)						
	6	1	250-2940	2	RETAINER-PIN						
	7	1	344-5153	1	RING-PISTON (INTERMEDIATE)						
	8	1	349-2568	1	RING-PISTON (TOP)						
	9	1	355-6043	1	TUBE AS-OIL JET						
R	10	1	367-5160	1	BODY AS-PISTON						

A - NOT PART OF THIS GROUP
 B - USE AS REQUIRED
 R - REMFG PART MAY BE AVAILABLE



GRAPHIC #1

<END>

g02155292

BASIC ENGINE

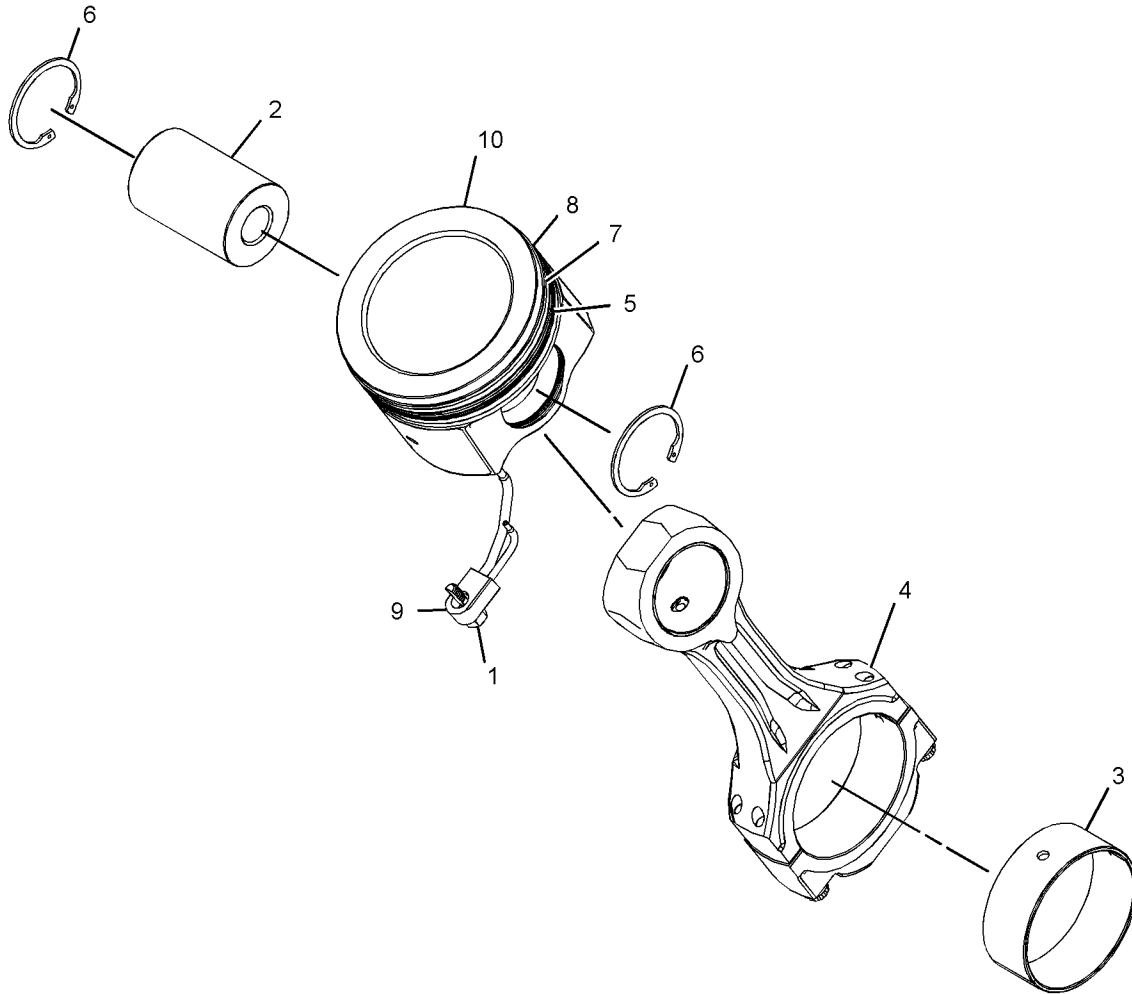
361-5745 PISTON & ROD GP

SMCS - 1225

i04959909

NOTE	REF NO	GRAPHIC REF	PART NUMBER	QTY	PART NAME						SEE PAGE
					1	2	3	4	5	6	
	1	1	150-1156	1	BOLT-SPECIAL (OIL JET)						
	2	1	180-7350	1	PIN-PISTON						
	3	1	232-3226	1	BEARING-CONNECTING ROD						
R	4	1	232-3232	1	ROD AS						
		1	213-3217	4	BOLT (M11X1.25X84-MM)						
		1	219-4458	2	PIN-DOWEL						
	5	1	246-5659	1	RING-PISTON (OIL CONTROL)						
	6	1	250-2940	2	RETAINER-PIN						
	7	1	344-5153	1	RING-PISTON (INTERMEDIATE)						
	8	1	349-2568	1	RING-PISTON (TOP)						
	9	1	355-6043	1	TUBE AS-OIL JET						
	10	1	361-5744	1	BODY AS-PISTON						

R - REMFG PART MAY BE AVAILABLE



GRAPHIC #1

<END>

g03166496

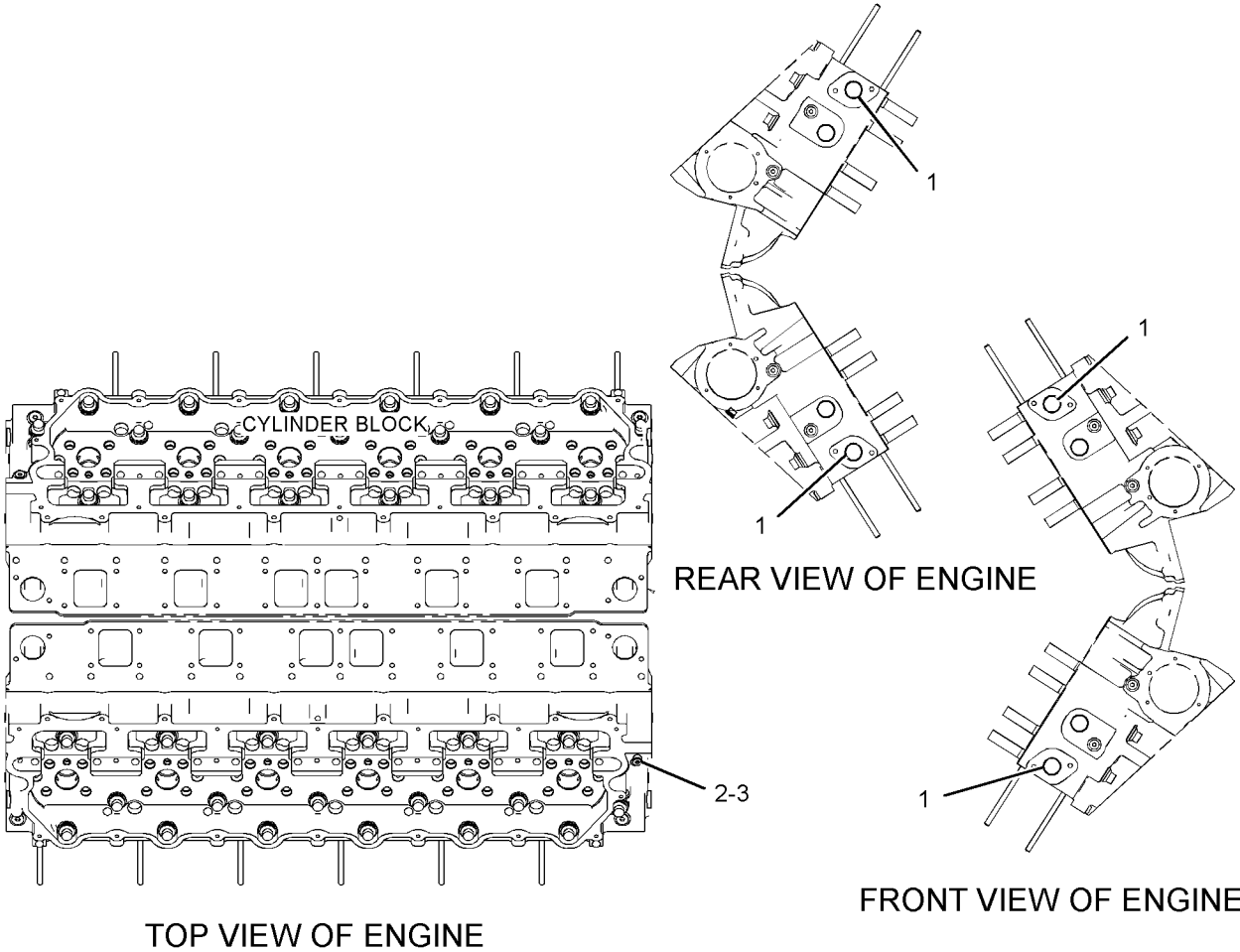
BASIC ENGINE

303-7198 PLUG GP-CYLINDER HEAD FOR USE WITH COMMERCIAL MARINE ENGINES

SMCS-1100

i02707183

NOTE	REF NO	GRAPHIC REF	PART NUMBER	QTY	PART NAME						SEE PAGE
					1	2	3	4	5	6 (PRODUCT LEVEL)	
	1	1	3B-0645	4	PLUG-CUP						
	2	1	6V-5049	1	SEAL-O-RING						
	3	1	9S-8004	1	PLUG-O-RING						



GRAPHIC #1

<END>

g01361004

BASIC ENGINE

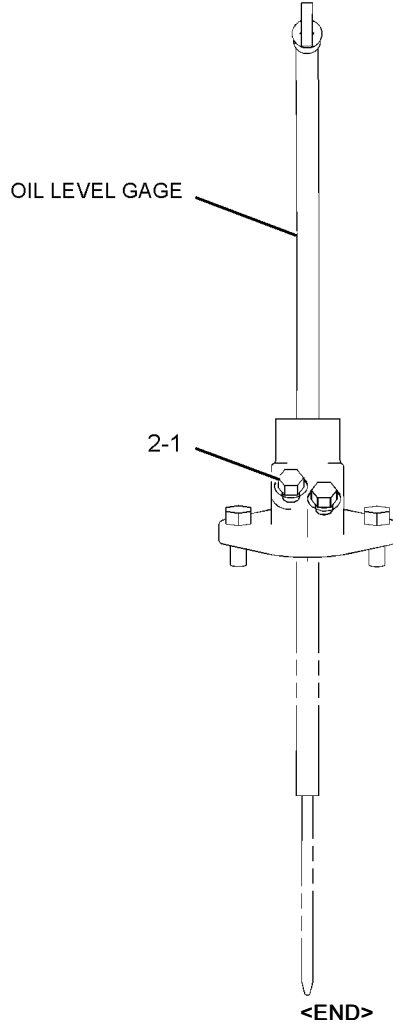
304-5758 PLUG GP-ENGINE

FOR USE WITH MARINE ENGINES
CANNOT BE USED WITH DUPLEX OIL FILTER GROUPS
AN ATTACHMENT

SMCS-1100, 1201

i02707193

NOTE	REF NO	GRAPHIC REF	PART NUMBER	QTY	PART NAME						SEE PAGE
					1	2	3	4	5	6 (PRODUCT LEVEL)	
	1	1	1N-5999	2	PLUG-O-RING						
	2	1	5P-7813	2	SEAL-O-RING						



GRAPHIC #1

g01359392

BASIC ENGINE

365-5161 POWER TAKE-OFF GP FOR USE WITH C32 SCAC COMMERCIAL MARINE ENGINE CANNOT BE USED WITH RATINGS OVER 2000 RPM AN ATTACHMENT

SMCS-1165

i05001812

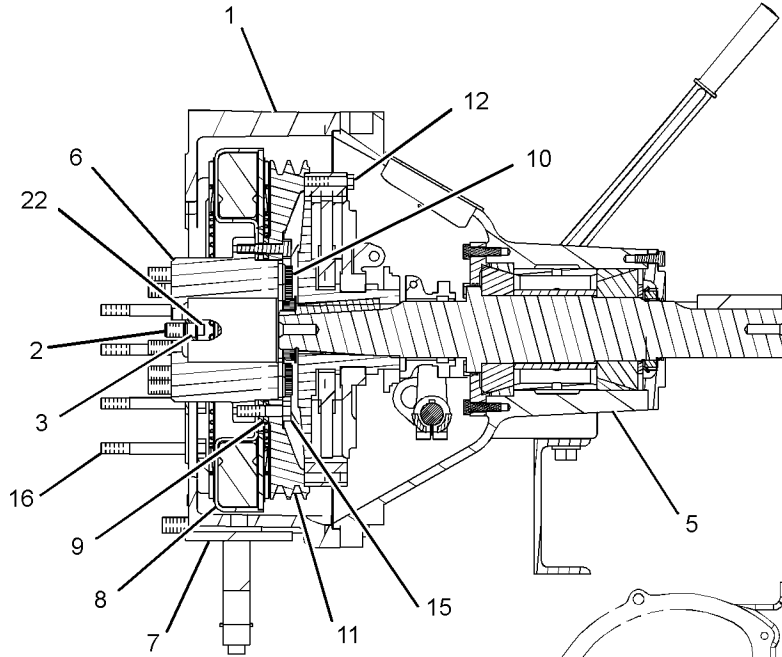
NOTE	REF NO	GRAPHIC REF	PART NUMBER	QTY	PART NAME						SEE PAGE
					1	2	3	4	5	6 (PRODUCT LEVEL)	
	1	1	365-4875	1	ADAPTER						
	2	1	4W-8688	2	DOWEL - THREADED (5/16-18-THD)						
	3	1	4W-8689	2	DOWEL - BUSHING						
	4	1	5N-6958	1	CHANNEL						
Y	5	1	5N-7330	1	CLUTCH GP						21
	6	1	6N-4400	1	ADAPTER						
	7	1	8N-9339	1	SUPPORT AS-FRONT						
	8	1	213-3199	1	DAMPER AS						
	9	1	263-3218	1	SPACER (160.32X207.8X1-MM THK)						
	10	1	323-3737	9	BOLT-12 POINT HEAD						
	11	1	326-6181	1	PULLEY (2-GROOVE)						
	12	1	0L-1143	8	BOLT (3/8-16X2.5-IN)						
	13	1	0S-1566	2	BOLT (5/8-11X1.5-IN)						
	14	1	0S-1591	12	BOLT (3/8-16X1.5-IN)						
	15	1	1A-1460	12	BOLT (1/2-13X2-IN)						
	16	1	1D-4569	8	BOLT (1/2-13X4.25-IN)						
	17	1	1D-4616	2	BOLT (3/4-10X6-IN)						
	18	1	2J-3506	4	NUT-FULL (3/4-10-THD)						
	19	1	5P-8247	2	WASHER-HARD (17X32X3.5-MM THK)						
	20	1	5P-8248	2	WASHER-HARD (20X36.5X3.5-MM THK)						
	21	1	8T-4162	2	SETSCREW (3/4-10X4.5-IN)						
	22	1	9F-6641	2	BOLT (5/16-18X1.25-IN)						

Y - SEPARATE ILLUSTRATION

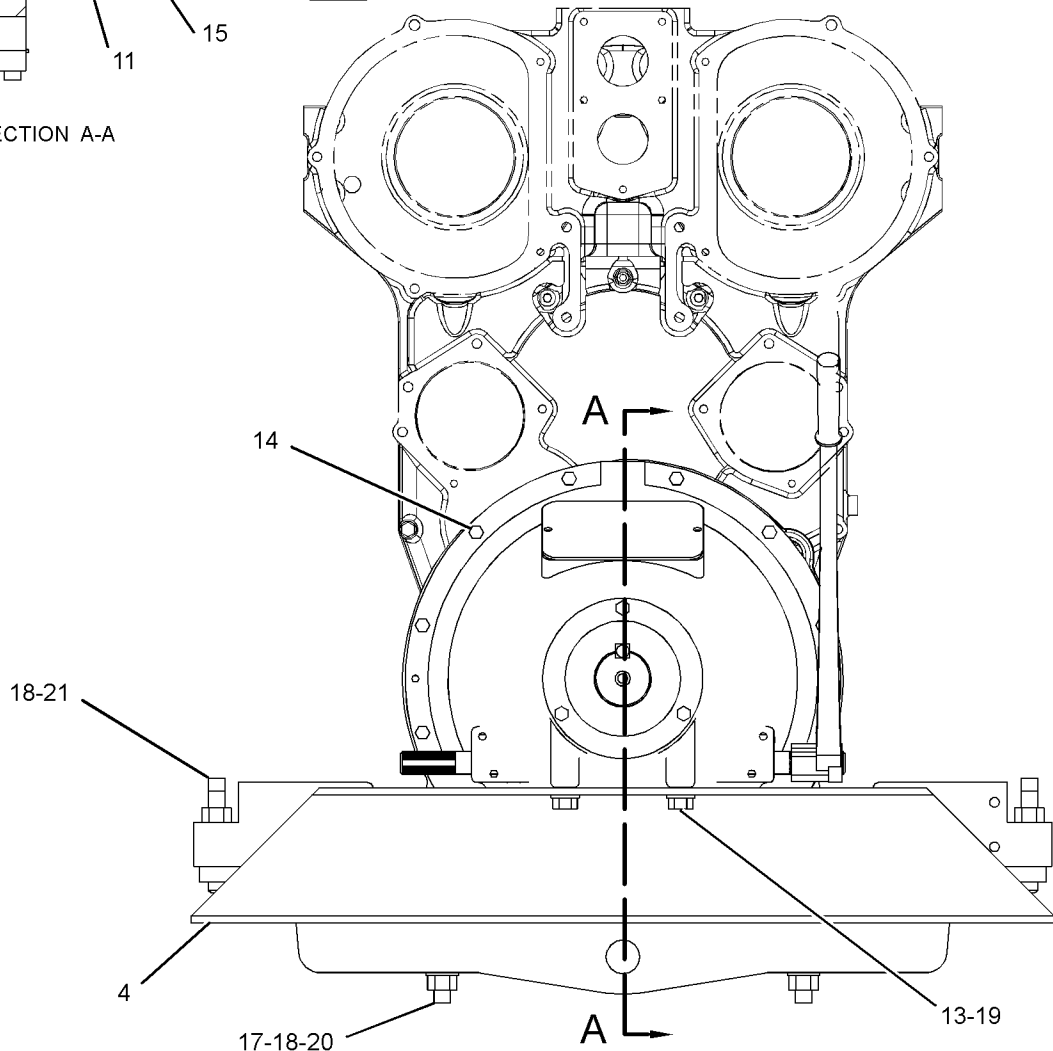
BASIC ENGINE

365-5161 POWER TAKE-OFF GP (contd.)

i05001812



SECTION A-A



FRONT VIEW OF ENGINE

GRAPHIC #1

<END>

g01589982

BASIC ENGINE

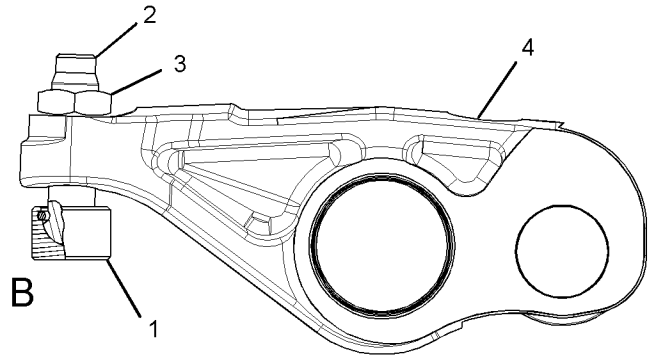
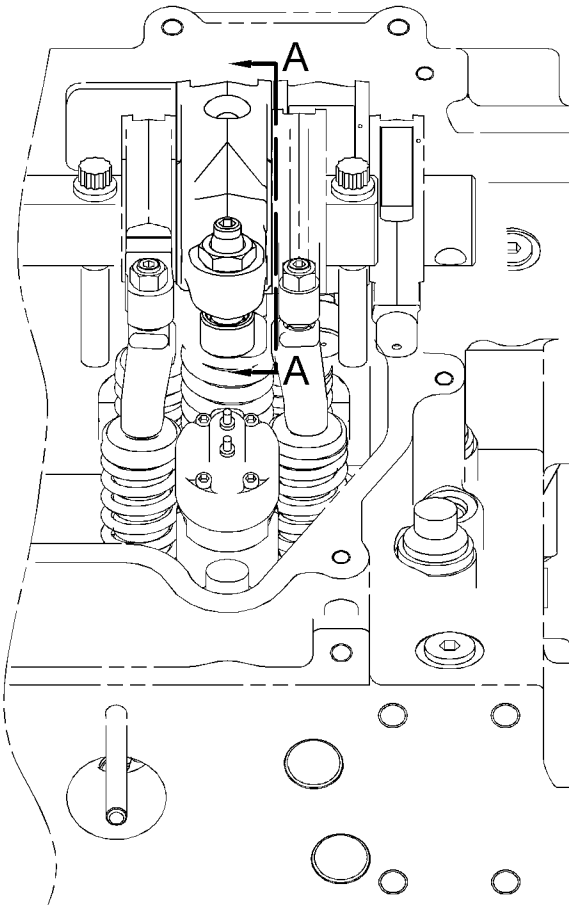
301-5352 ROCKER ARM GP-UNIT INJECTOR PART OF 392-0066 ROCKER ARM GP

SMCS-1123

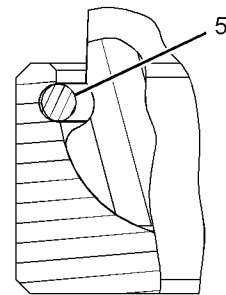
i02730627

NOTE	REF NO	GRAPHIC REF	PART NUMBER	QTY	PART NAME						SEE PAGE
					1	2	3	4	5	6 (PRODUCT LEVEL)	
	1	1	192-4151	1	BUTTON						
	2	1	196-5069	1	SCREW-ARM ADJUSTMENT						
	3	1	196-5070	1	NUT-JAM (9/16-18-THD)						
R	4	1	278-1363	1	ROCKER ARM AS						
	5	1	061-8639	1	SEAL-O-RING						

R - REMFG PART MAY BE AVAILABLE



VIEW A-A



VIEW OF AREA B

GRAPHIC #1

<END>

g01340074

BASIC ENGINE

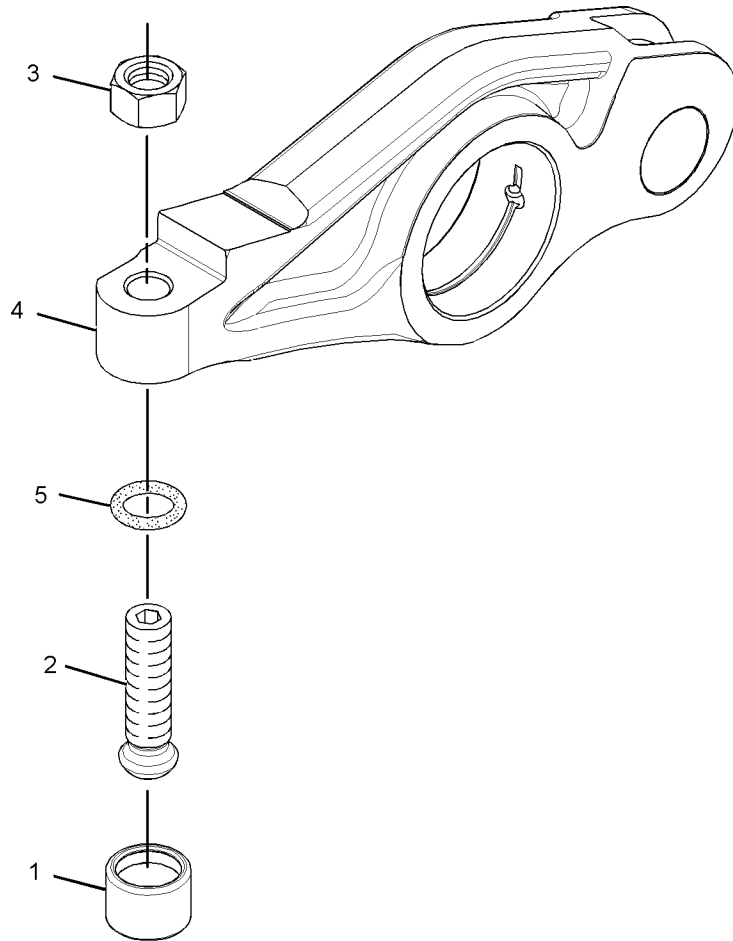
384-1365 ROCKER ARM GP

PART OF 392-0066 ROCKER ARM GP

SMCS-1123

i04944779

NOTE	REF NO	GRAPHIC REF	PART NUMBER	QTY	PART NAME						SEE PAGE
					1	2	3	4	5	6	
	1	1	258-8721	1	BUTTON						
	2	1	274-4491	1	SCREW-ARM ADJUSTMENT (3/8-24X1.20-IN)						
	3	1	276-5317	1	NUT (3/8-24-THD)						
	4	1	384-1366	1	ROCKER ARM AS						
	5	1	8L-2777	1	SEAL-O-RING						



GRAPHIC #1

<END>

g01533674

BASIC ENGINE

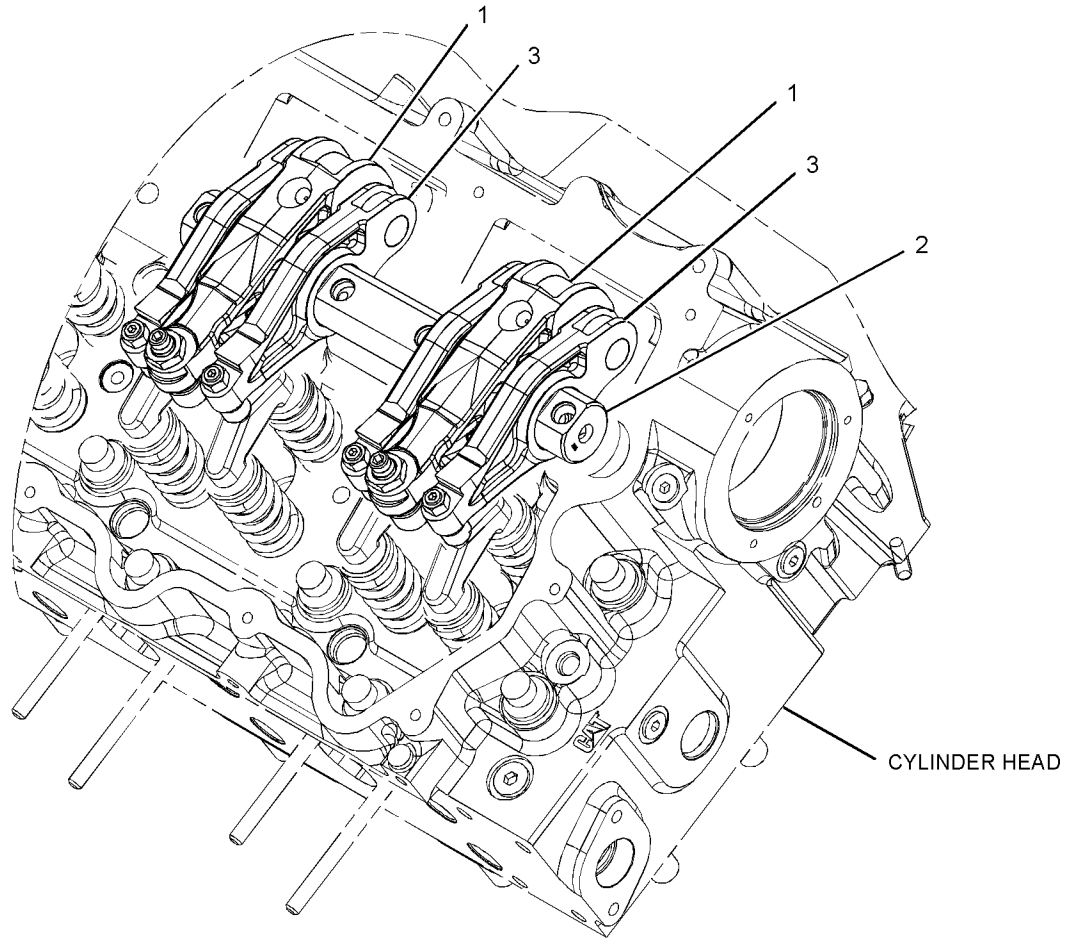
392-0066 ROCKER ARM GP PART OF 260-9631 MECHANISM GP-FUEL PUMP & VALVE

SMCS-1123

i04944774

NOTE	REF NO	GRAPHIC REF	PART NUMBER	QTY	PART NAME						SEE PAGE
					1	2	3	4	5	6 (PRODUCT LEVEL)	
YR	1	1	307-5352	2	ROCKER ARM GP (UNIT INJECTOR)						83
	2	1	313-4085	1	SHAFT AS-ROCKER ARM						
		1	4B-9782	2	BALL						
Y	3	1	384-1365	4	ROCKER ARM GP (EXHAUST)						84

R - REMFG PART MAY BE AVAILABLE
Y - SEPARATE ILLUSTRATION



GRAPHIC #1

<END>

g01903714

BASIC ENGINE

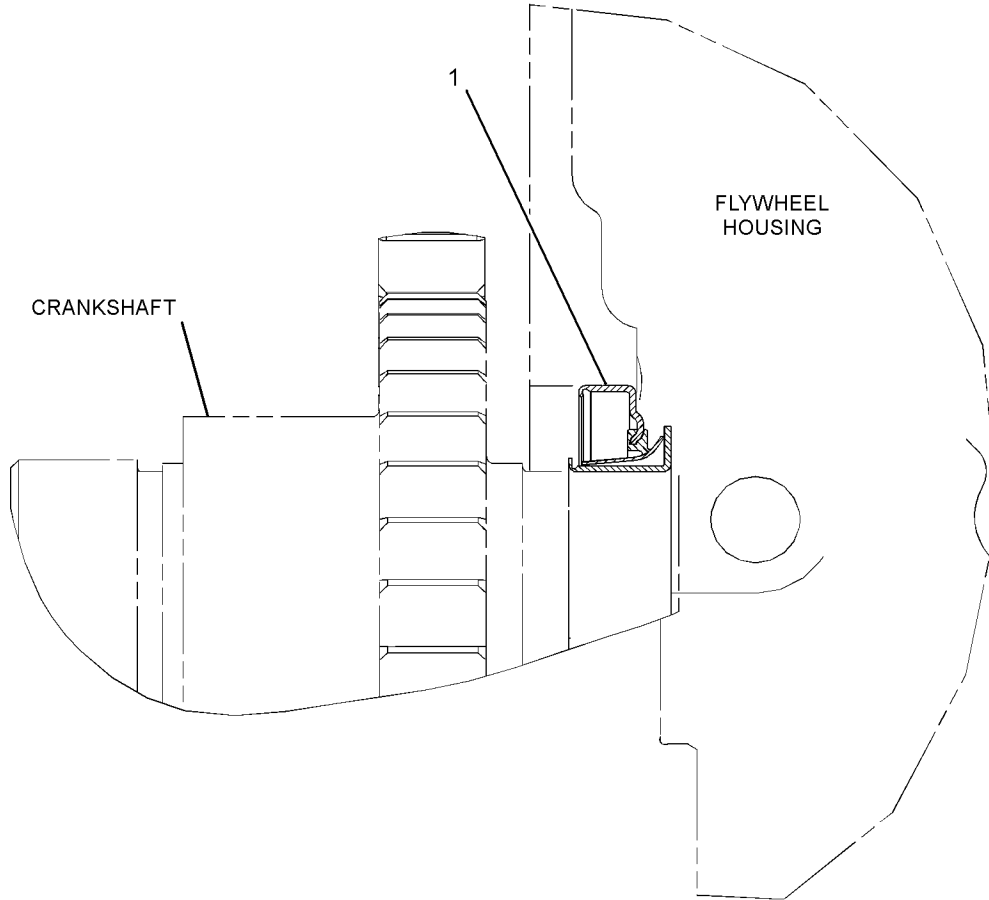
319-0785 SEAL GP-CRANKSHAFT-REAR

FOR USE WITH CCW ROTATION
PART OF 355-5019 HOUSING GP-FLYWHEEL

SMCS-1160, 1161

i04518342

NOTE	REF NO	GRAPHIC REF	PART NUMBER	QTY	PART NAME						SEE PAGE
					1	2	3	4	5	6 (PRODUCT LEVEL)	
	1	1	142-5868	1	SEAL-CRANKSHAFT (REAR)						



RIGHT SIDE VIEW OF ENGINE

GRAPHIC #1

<END>

g01496733

BASIC ENGINE

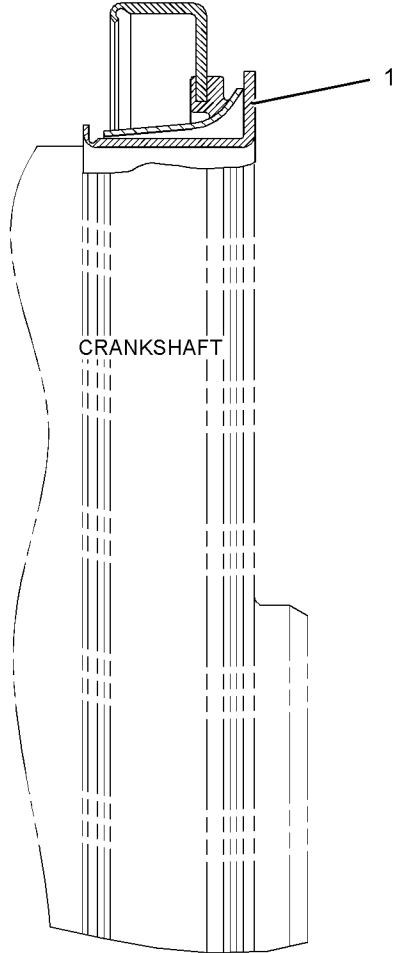
319-7401 SEAL GP-CRANKSHAFT-FRONT

FOR USE WITH CW ROTATION
PART OF 224-3250 CRANKSHAFT GP

SMCS-1160, 1161

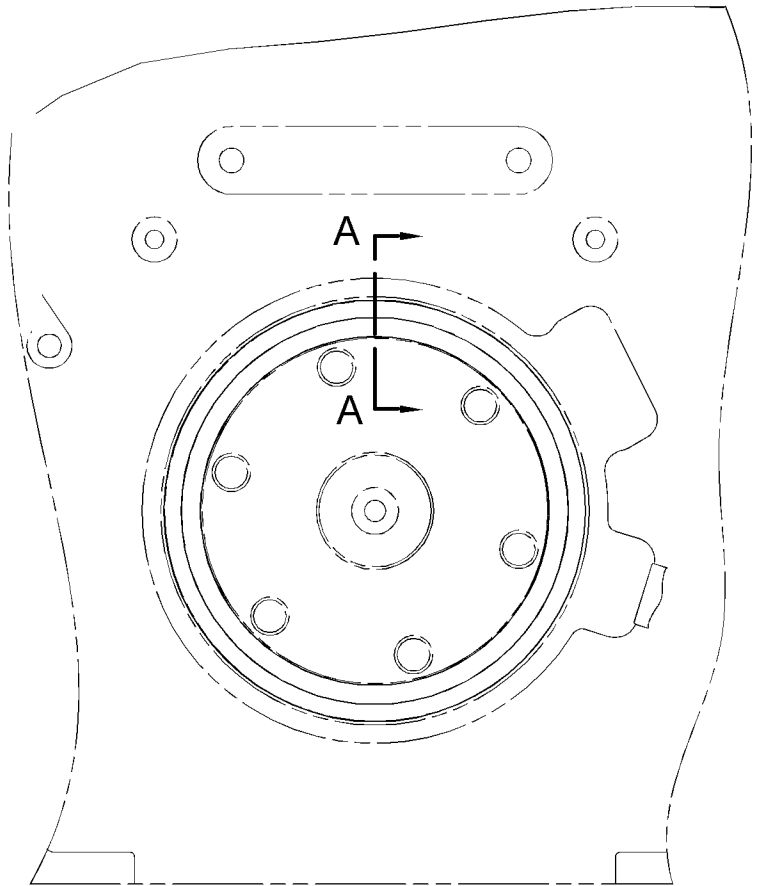
i02957871

NOTE	REF NO	GRAPHIC REF	PART NUMBER	QTY	PART NAME	SEE PAGE
	1	1	142-5867	1	SEAL-CRANKSHAFT (FRONT)	



SECTION A-A

GRAPHIC #1



FRONT VIEW OF ENGINE

<END>

g01516169

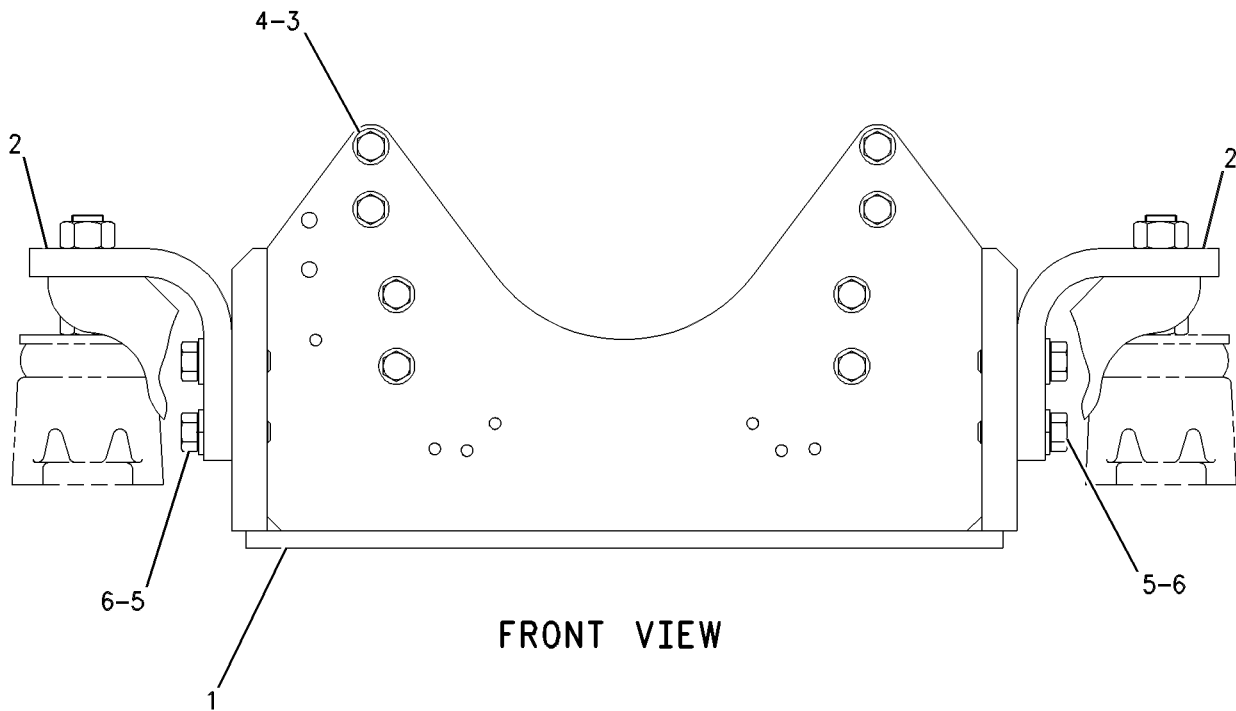
BASIC ENGINE

153-9077 SUPPORT GP-ENGINE-FRONT AN ATTACHMENT

SMCS-1152, 1153, 1154

i01073006

NOTE	REF NO	GRAPHIC REF	PART NUMBER	QTY	PART NAME						SEE PAGE
					1	2	3	4	5	6 (PRODUCT LEVEL)	
	1	1	124-3389	1	SUPPORT AS						
	2	1	153-9076	2	BRACKET AS						
	3	1	5P-8245	8	WASHER-HARD (13.5X25.5X3.0-MM THK)						
	4	1	1D-4569	8	BOLT (1/2-13X4.25-IN)						
	5	1	5P-8247	8	WASHER-HARD (17X32X3.5-MM THK)						
	6	1	9X-8880	8	BOLT (5/8-11X2-IN)						



GRAPHIC #1

<END>

g00570673

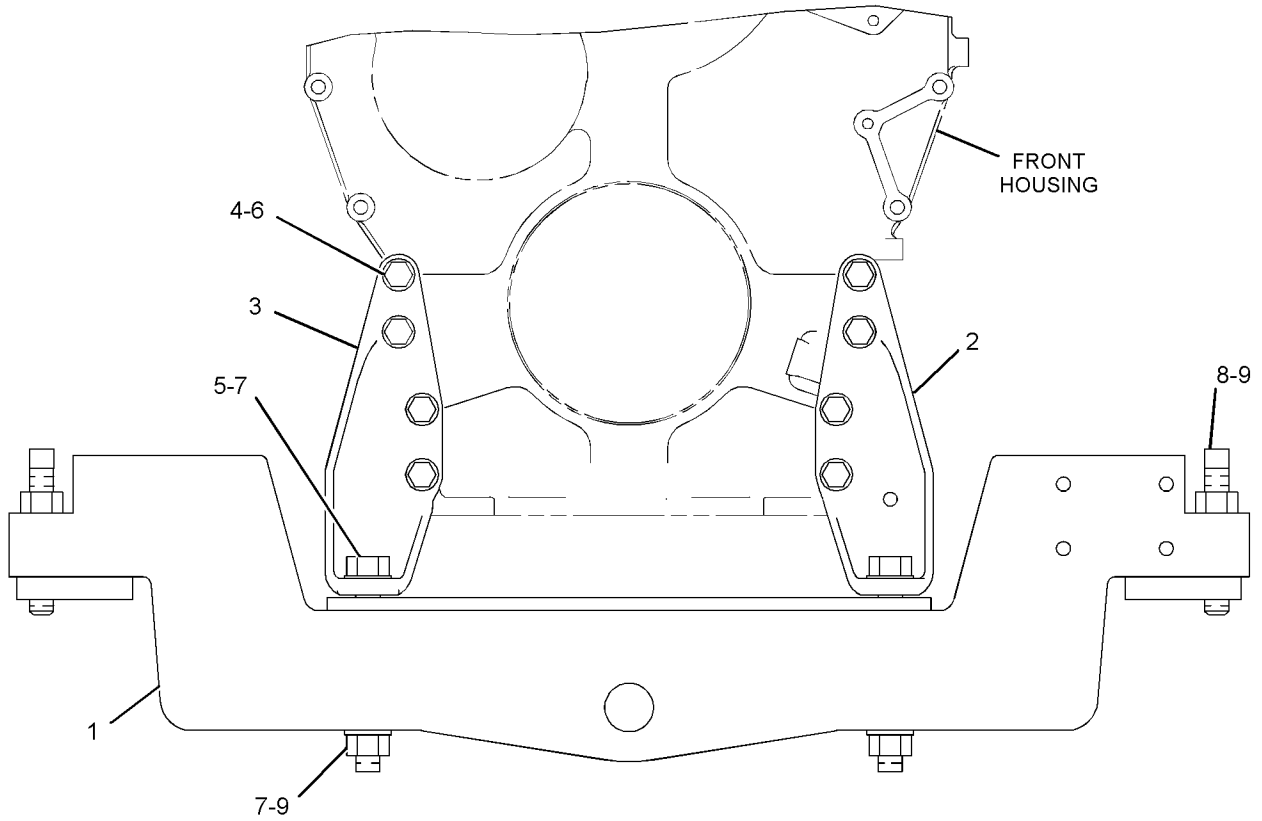
BASIC ENGINE

328-5283 SUPPORT GP-ENGINE AN ATTACHMENT

SMCS-1152, 1153, 1154

i03102523

NOTE	REF NO	GRAPHIC REF	PART NUMBER	QTY	PART NAME						SEE PAGE
					1	2	3	4	5	6 (PRODUCT LEVEL)	
	1	1	8N-9339	1	SUPPORT AS-FRONT						
	2	1	6N-0163	1	SUPPORT-ENGINE-LH						
	3	1	4N-1359	1	SUPPORT-ENGINE-RH						
	4	1	1D-4569	8	BOLT (1/2-13X4.25-IN)						
	5	1	1D-4616	2	BOLT (3/4-10X6-IN)						
	6	1	5P-8245	8	WASHER-HARD (13.5X25.5X3-MM THK)						
	7	1	5P-8248	4	WASHER-HARD (20X36.5X3.5-MM THK)						
	8	1	8T-4162	2	SETSCREW (3/4-10X4.5-IN)						
	9	1	2J-3506	4	NUT-FULL (3/4-10-THD)						



FRONT VIEW OF ENGINE

GRAPHIC #1

<END>

g01588015

BASIC ENGINE

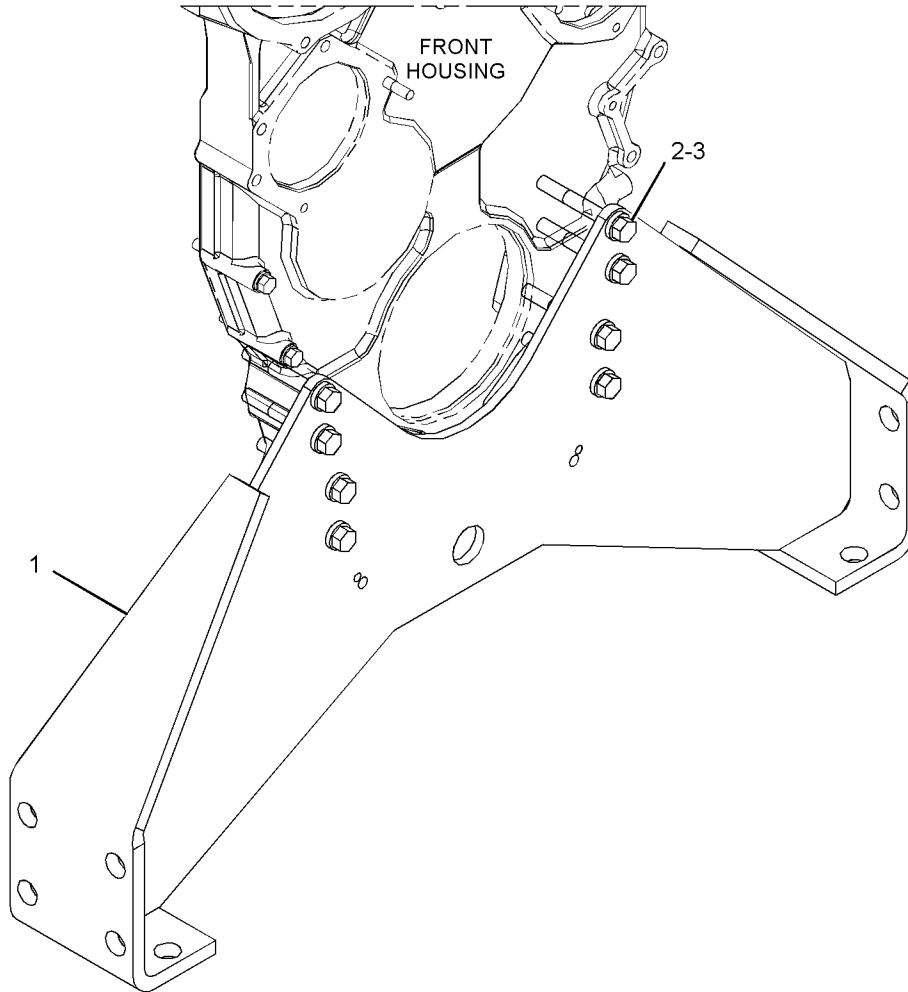
348-1858 SUPPORT GP-ENGINE

FRONT, WIDE
AN ATTACHMENT

SMCS-1152, 1153, 1154

i04149389

NOTE	REF NO	GRAPHIC REF	PART NUMBER	QTY	PART NAME						SEE PAGE
					1	2	3	4	5	6 (PRODUCT LEVEL)	
1	1	1	348-1857	1	SUPPORT AS-FRONT						
2	1	1	1B-2886	8	BOLT (1/2-13X3.75-IN)						
3	1	1	2M-0849	8	WASHER-HARD (13.5X25.5X5-MM THK)						



GRAPHIC #1

<END>

g02535898

BASIC ENGINE

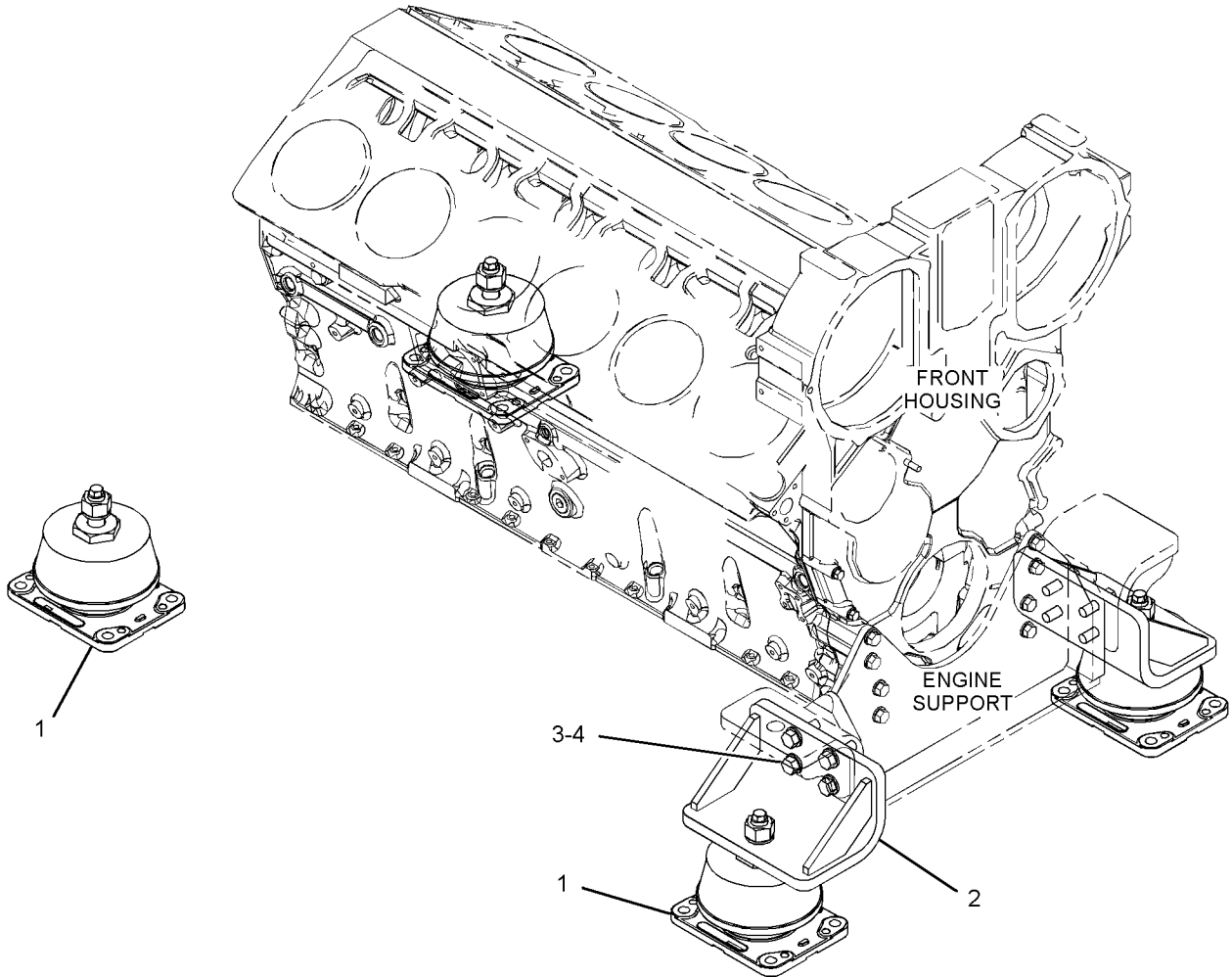
384-7485 SUPPORT GP-ENGINE

FOR USE WITH C32 TIER III MARINE ENGINES
AN ATTACHMENT

SMCS-1152, 1153, 1154

i05078273

NOTE	REF NO	GRAPHIC REF	PART NUMBER	QTY	PART NAME						SEE PAGE
					1	2	3	4	5	6 (PRODUCT LEVEL)	
	1	1	384-7484	4	MOUNT						
	2	1	417-9352	2	BRACKET AS						
	3	1	5P-8247	8	WASHER-HARD (17X32X3.5-MM THK)						
	4	1	9X-8880	8	BOLT (5/8-11X2-IN)						



GRAPHIC #1

<END>

g03317060

BASIC ENGINE

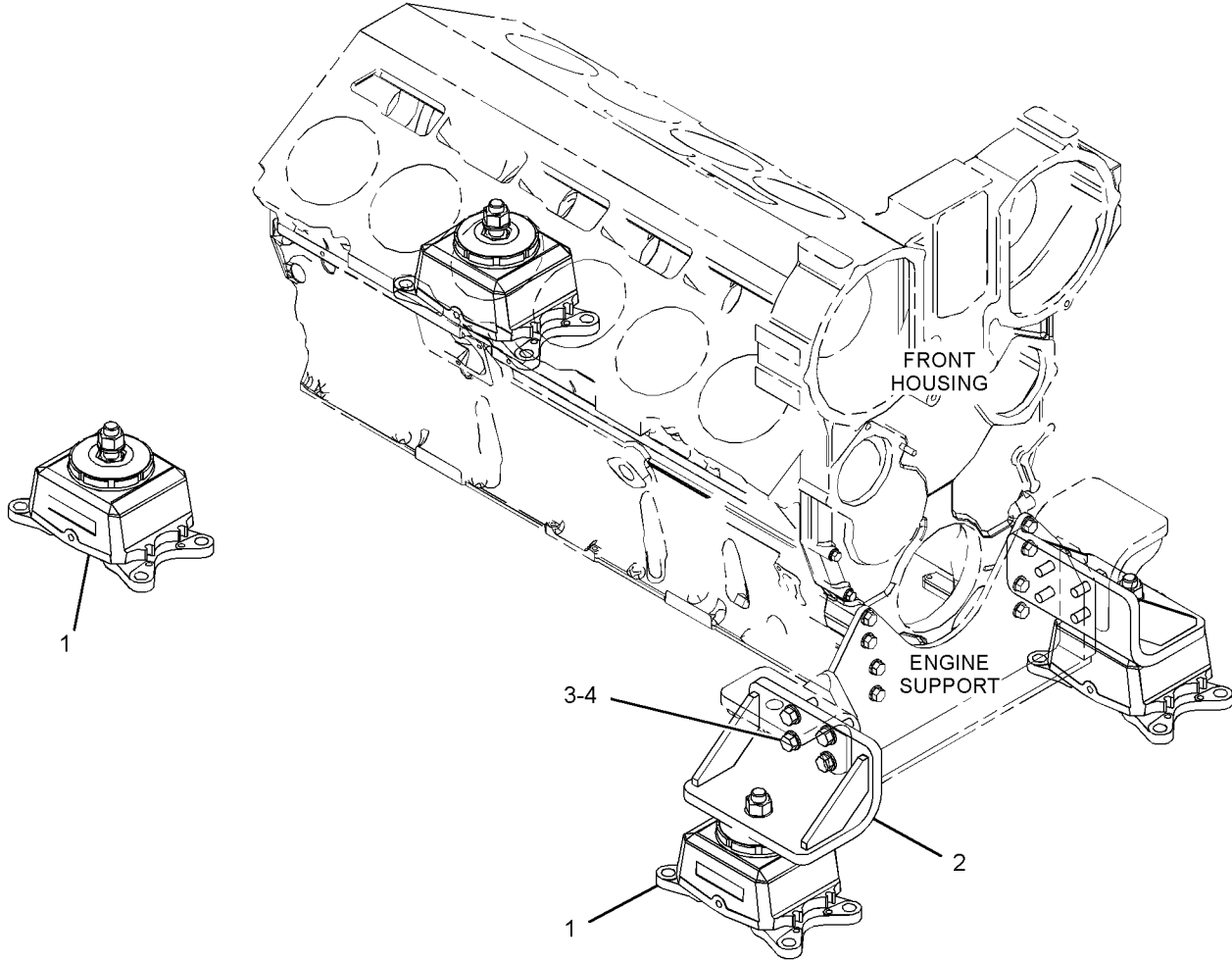
384-7487 SUPPORT GP-ENGINE

FOR USE WITH C32 TIER III MARINE ENGINE
AN ATTACHMENT

SMCS-1152, 1153, 1154

i05078276

NOTE	REF NO	GRAPHIC REF	PART NUMBER	QTY	PART NAME						SEE PAGE
					1	2	3	4	5	6 (PRODUCT LEVEL)	
	1	1	384-7486	4	MOUNT						
	2	1	417-9352	2	BRACKET AS						
	3	1	5P-8247	8	WASHER-HARD (17X32X3.5-MM THK)						
	4	1	9X-8880	8	BOLT (5/8-11X2-IN)						



GRAPHIC #1

<END>

g03317075

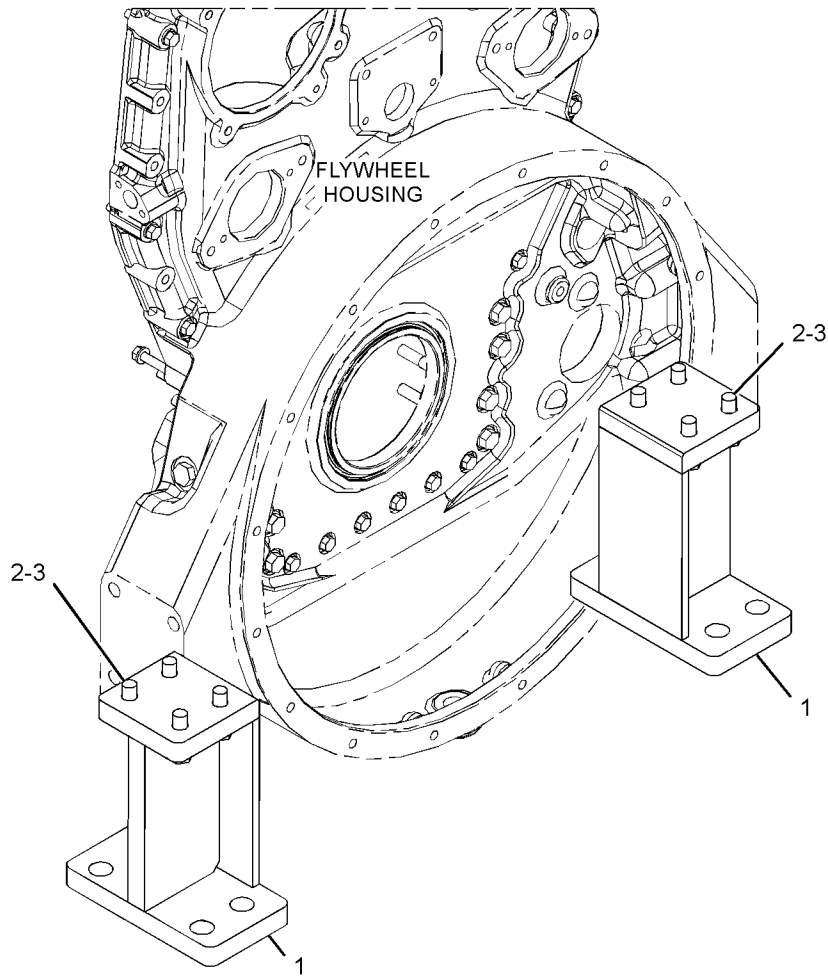
BASIC ENGINE

390-3169 SUPPORT GP-ENGINE AN ATTACHMENT

SMCS-1152, 1153, 1154

i04722296

NOTE	REF NO	GRAPHIC REF	PART NUMBER	QTY	PART NAME						SEE PAGE
					1	2	3	4	5	6 (PRODUCT LEVEL)	
	1	1	314-7753	2	SUPPORT AS						
	2	1	0S-1589	8	BOLT (5/8-11X1.75-IN)						
	3	1	5P-8247	8	WASHER-HARD (17X32X3.5-MM THK)						



GRAPHIC #1

<END>

g02832556

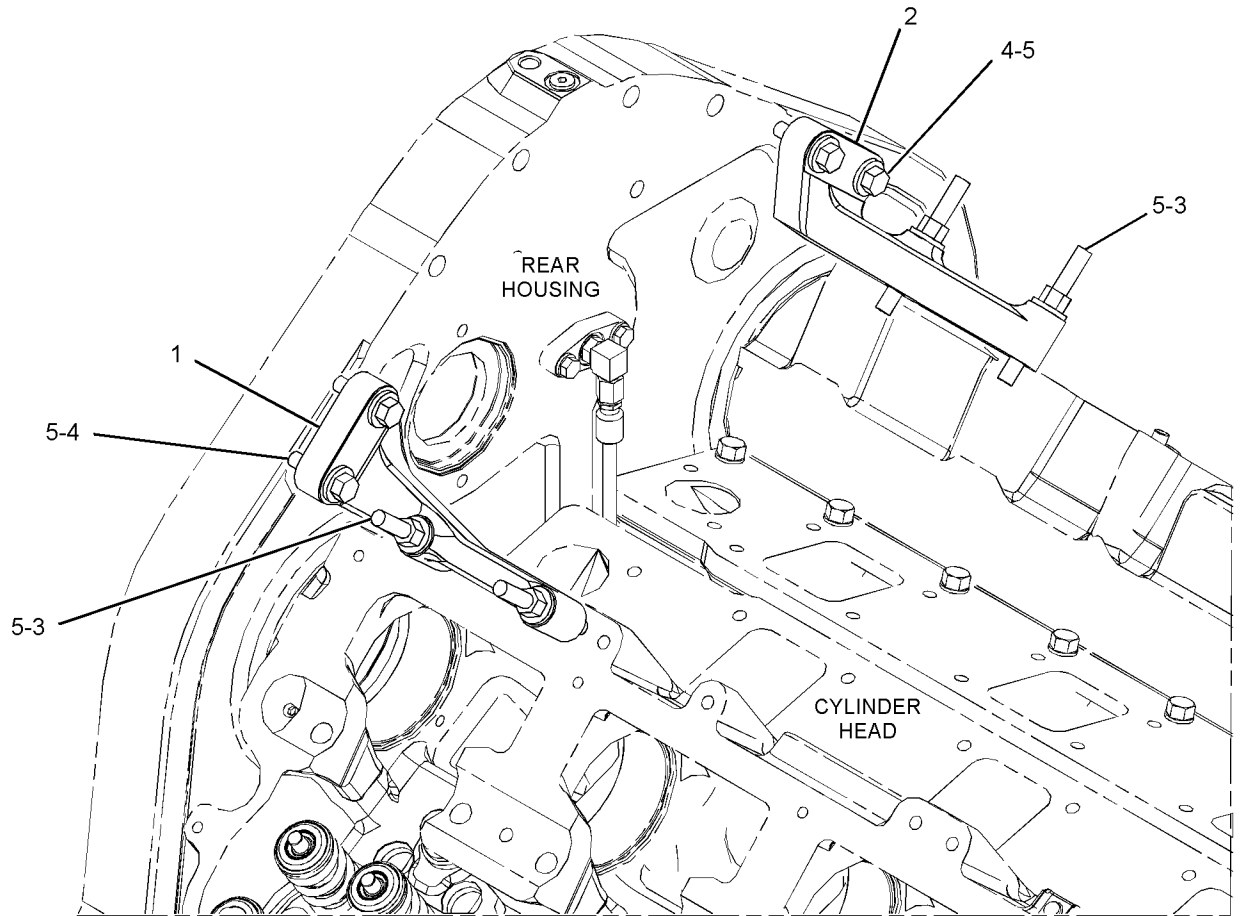
BASIC ENGINE

370-5775 SUPPORT GP-HOUSING

SMCS-1157

i04959884

NOTE	REF NO	GRAPHIC REF	PART NUMBER	QTY	PART NAME						SEE PAGE
					1	2	3	4	5	6	
	1	1	237-4307	1	SUPPORT-HOUSING (REAR, RH)						
	2	1	237-4330	1	SUPPORT-HOUSING (REAR, LH)						
	3	1	238-4664	4	STUD (3/8-16-THD)						
	4	1	0S-1591	4	BOLT (3/8-16X1.5-IN)						
	5	1	9X-6458	8	WASHER-HARD (10.2X22.5X3-MM THK)						



GRAPHIC #1

<END>

g03155778

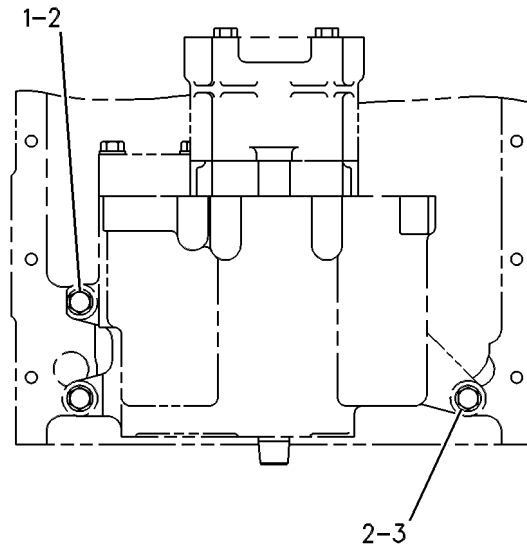
LUBRICATION SYSTEM

119-8583 FASTENER GP-OIL PUMP MOUNTING-ENGINE

SMCS-1304

i02334496

NOTE	REF NO	GRAPHIC REF	PART NUMBER	QTY	PART NAME						SEE PAGE
					1	2	3	4	5	6 (PRODUCT LEVEL)	
	1	1	0L-1143	1	BOLT (3/8-16X2.5-IN)						
	2	1	5M-2894	3	WASHER-HARD (10.2X18.5X2.5-MM THK)						
	3	1	0S-1619	2	BOLT (3/8-16X3-IN)						



GRAPHIC #1

<END>

g00086534

LUBRICATION SYSTEM

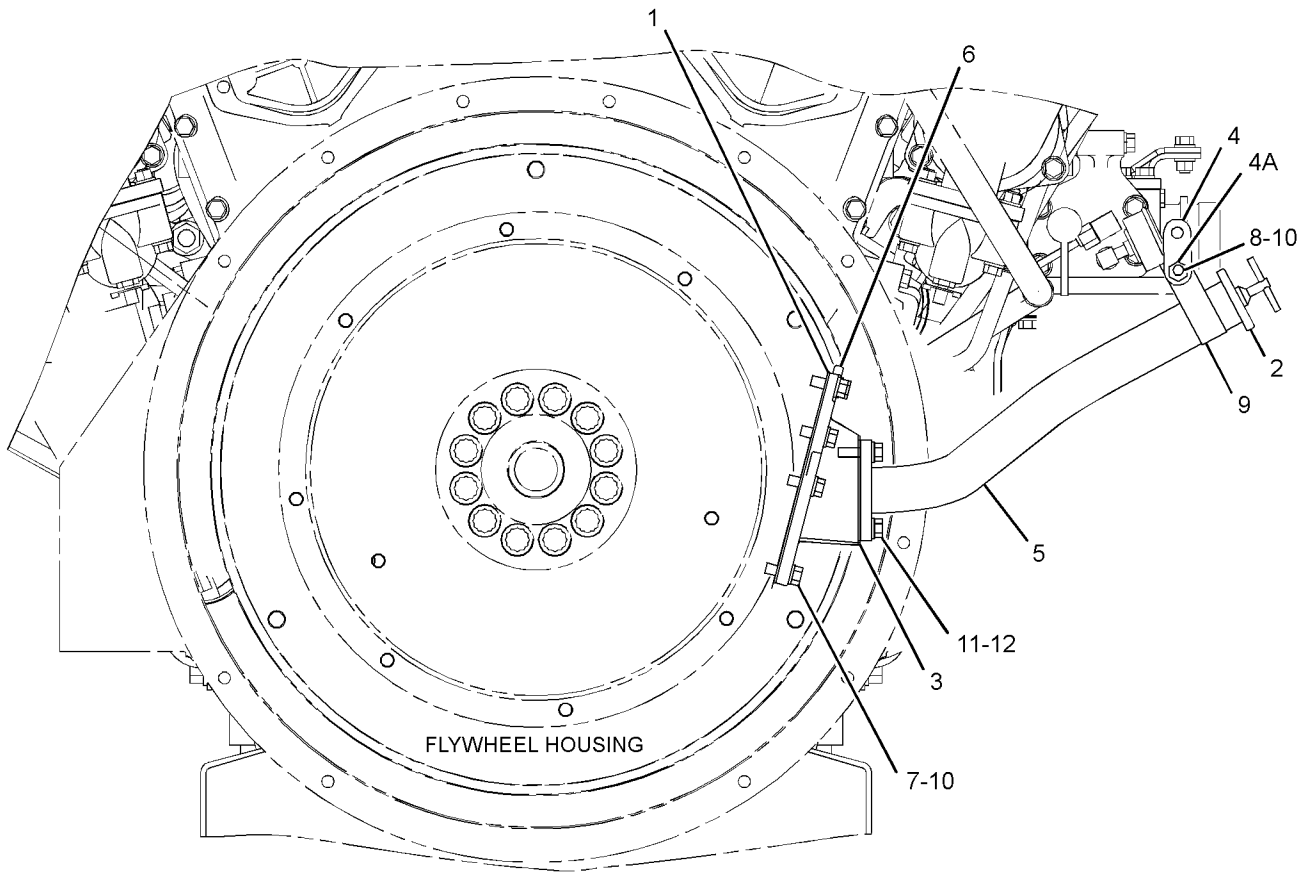
297-4296 FILLER GP-ENGINE OIL

FOR USE WITH RIGHT HAND SIDE SERVICE
AN ATTACHMENT

SMCS-1316

i04149838

NOTE	REF NO	GRAPHIC REF	PART NUMBER	QTY	PART NAME						SEE PAGE
					1	2	3	4	5	6 (PRODUCT LEVEL)	
1	1	1	4N-2630	1	GASKET-SI ACCESS						
2	1	1	5L-2952	1	CAP AS-FILLER (ENGINE OIL)						
		1	6L-2609	1	SEAL-RUBBER						
3	1	1	239-5572	1	SEAL-INTEGRAL						
4	1	1	298-2017	1	BRACKET AS						
4A	1	1	1F-0750	1	NUT-WELD (3/8-16-THD)						
5	1	1	298-2018	1	TUBE AS						
6	1	1	344-5391	1	COVER						
7	1	1	0S-1594	16	BOLT (3/8-16X1-IN)						
8	1	1	1A-2029	1	BOLT (3/8-16X1.125-IN)						
9	1	1	5L-4504	1	CLIP						
10	1	1	5M-2894	17	WASHER-HARD (10.2X18.5X2.5-MM THK)						
11	1	1	3B-1915	2	BOLT (3/8-16X1.375-IN)						
12	1	1	9X-6458	2	WASHER-HARD (10.2X22.5X3-MM THK)						



REAR VIEW OF ENGINE

GRAPHIC #1

<END>

g02351941

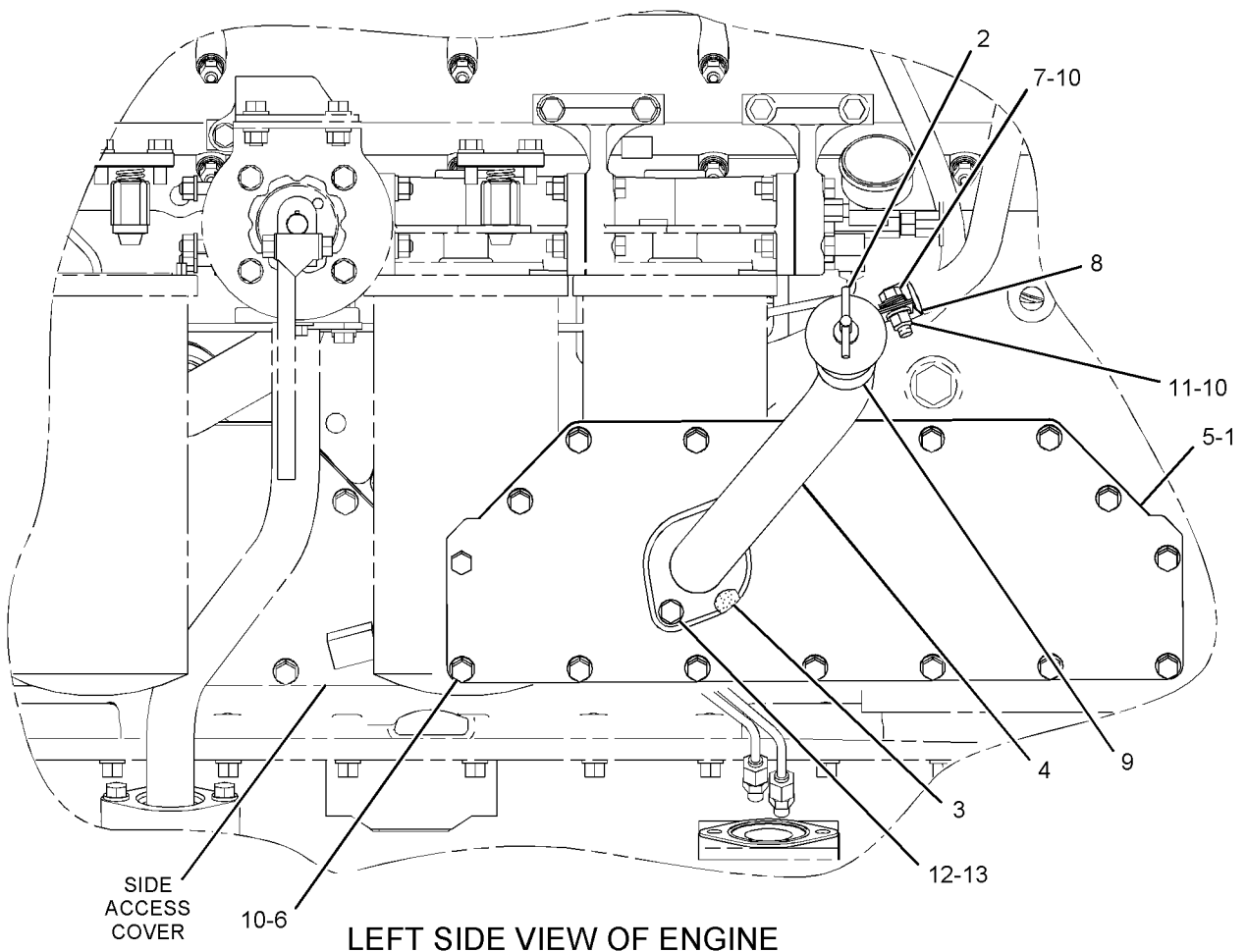
LUBRICATION SYSTEM

297-4297 FILLER GP-ENGINE OIL FOR USE WITH MARINE ENGINE LEFT HAND SIDE SERVICE AN ATTACHMENT

SMCS-1316

i04793335

NOTE	REF NO	GRAPHIC REF	PART NUMBER	QTY	PART NAME						SEE PAGE
					1	2	3	4	5	6 (PRODUCT LEVEL)	
	1	1	4N-2630	1	GASKET-SI ACCESS						
	2	1	5L-2952	1	CAP AS-FILLER (ENGINE OIL)						
		1	6L-2609	1	SEAL-RUBBER						
	3	1	239-5572	1	SEAL-INTEGRAL						
	4	1	297-1493	1	TUBE AS						
	5	1	344-5391	1	COVER						
	6	1	0S-1594	16	BOLT (3/8-16X1-IN)						
	7	1	1A-2029	1	BOLT (3/8-16X1.125-IN)						
	8	1	4L-3641	1	CLIP						
	9	1	5L-4504	1	CLIP						
	10	1	5M-2894	18	WASHER-HARD (10.2X18.5X2.5-MM THK)						
	11	1	9S-8752	1	NUT-FULL (3/8-16-THD)						
	12	1	3B-1915	2	BOLT (3/8-16X1.375-IN)						
	13	1	9X-6458	2	WASHER-HARD (10.2X22.5X3-MM THK)						



GRAPHIC #1

<END>

g02954116

LUBRICATION SYSTEM

419-4896 FILLER GP-ENGINE OIL-LH

CANNOT BE USED WITH RH SERVICE

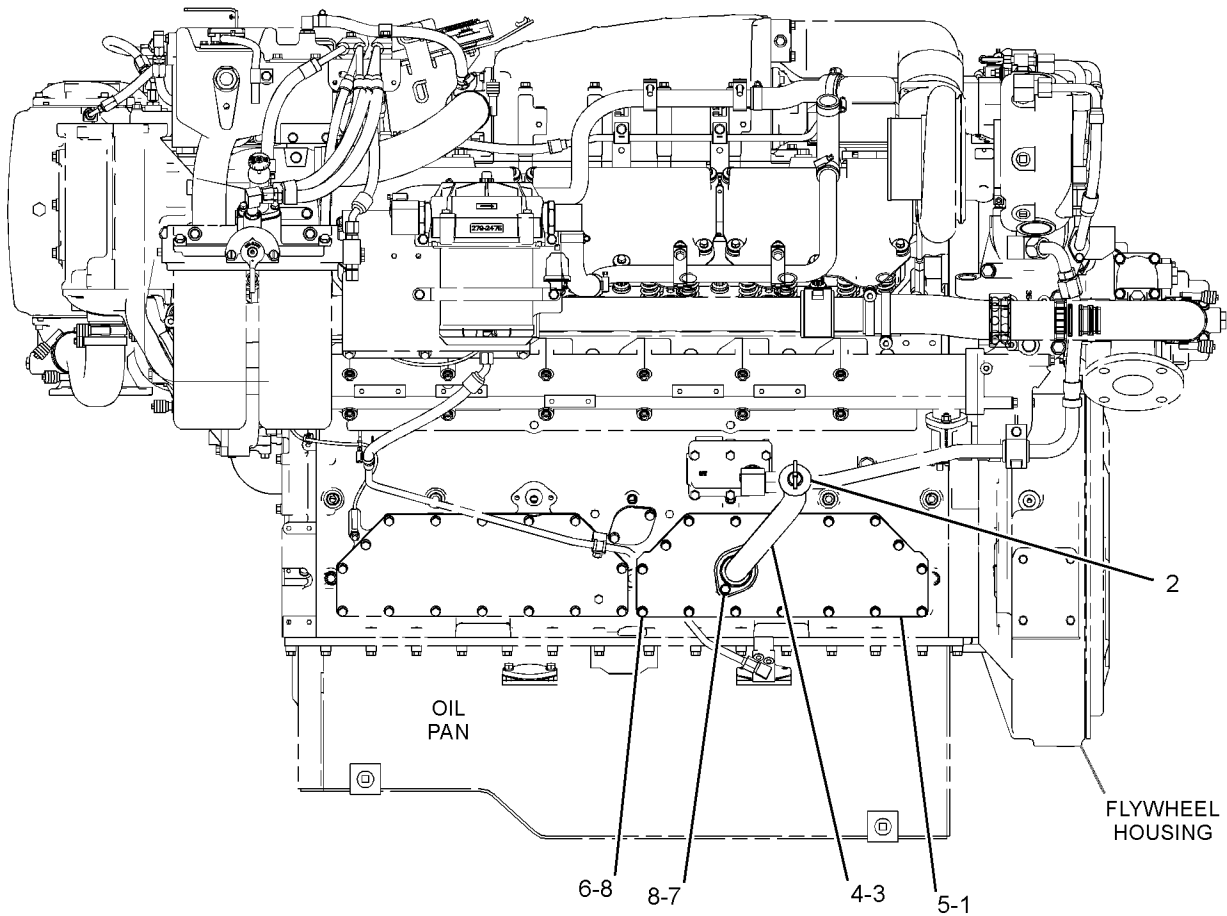
AN ATTACHMENT

TYPE 1

SMCS-1316

i05181873

NOTE	REF NO	GRAPHIC REF	PART NUMBER	QTY	PART NAME						SEE PAGE
					1	2	3	4	5	6 (PRODUCT LEVEL)	
1	1	1	4N-2630	1	GASKET-SI ACCESS						
2	1	1	5L-2952	1	CAP AS-FILLER (ENGINE OIL)						
		1	6L-2609	1	SEAL-RUBBER						
3	1	1	239-5572	1	SEAL-INTEGRAL						
4	1	1	422-7527	1	TUBE AS-OIL						
5	1	1	344-5391	1	COVER						
6	1	1	0S-1594	16	BOLT (3/8-16X1-IN)						
7	1	1	3B-1915	2	BOLT (3/8-16X1.375-IN)						
8	1	1	5M-2894	18	WASHER-HARD (10.2X18.5X2.5-MM THK)						



GRAPHIC #1

<END>

g03161743

LUBRICATION SYSTEM

419-4896 FILLER GP-ENGINE OIL-LH

CANNOT BE USED WITH RH SERVICE

AN ATTACHMENT

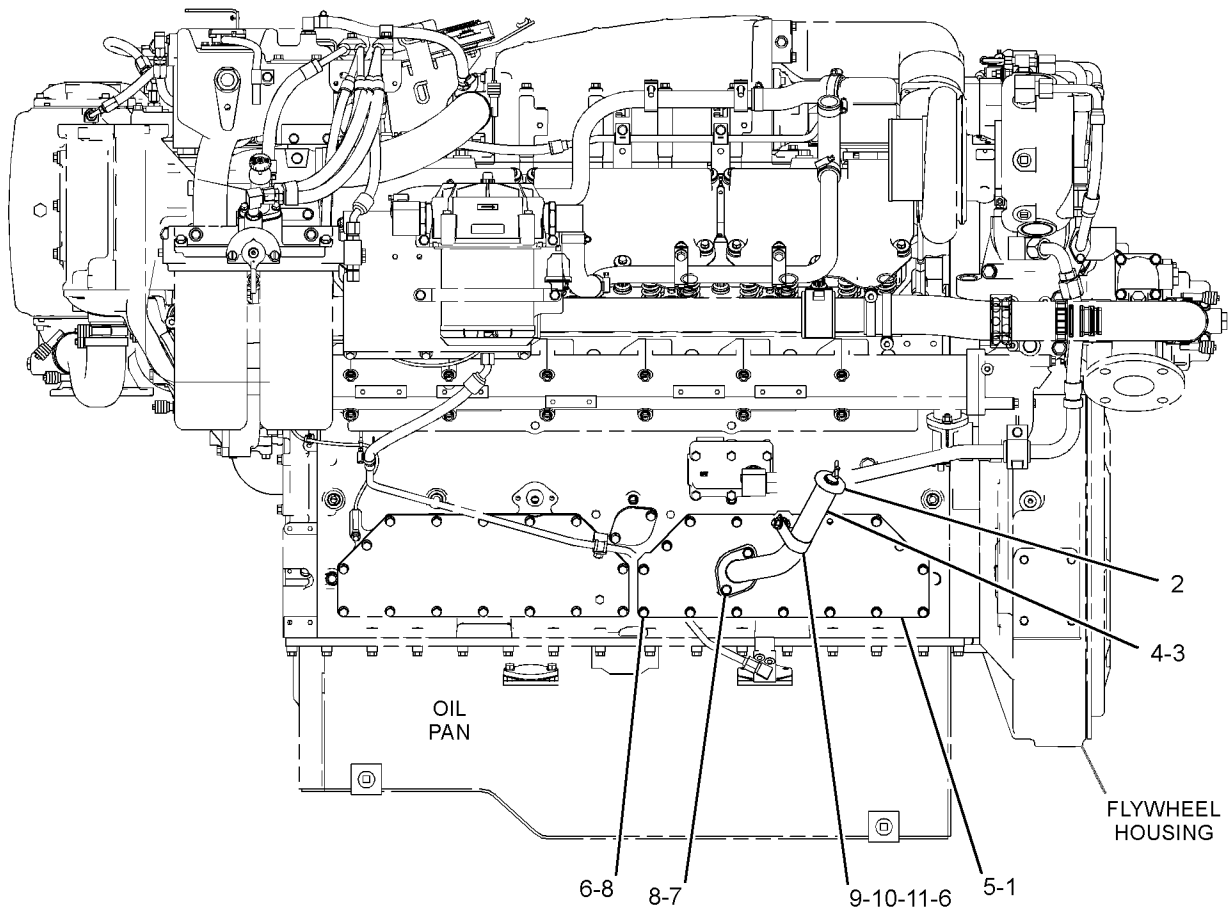
TYPE 2

SMCS-1316

i05214225

NOTE	REF NO	GRAPHIC REF	PART NUMBER	QTY	PART NAME						SEE PAGE
					1	2	3	4	5	6 (PRODUCT LEVEL)	
	1	1	4N-2630	1	GASKET-SI ACCESS						
	2	1	5L-2952	1	CAP AS-FILLER (ENGINE OIL)						
		1	6L-2609	1	SEAL-RUBBER						
	3	1	239-5572	1	SEAL-INTEGRAL						
C	4	1	431-0760	1	TUBE AS-OIL						
	5	1	344-5391	1	COVER						
C	6	1	0S-1594	15	BOLT (3/8-16X1-IN)						
	7	1	3B-1915	2	BOLT (3/8-16X1.375-IN)						
C	8	1	5M-2894	16	WASHER-HARD (10.2X18.5X2.5-MM THK)						
C	9	1	5L-4504	1	CLIP						
C	10	1	9S-8752	1	NUT-FULL (3/8-16-THD)						
C	11	1	9X-6458	2	WASHER-HARD (10.2X22.5X3-MM THK)						

C - CHANGE FROM PREVIOUS TYPE



LEFT SIDE VIEW OF ENGINE

GRAPHIC #1

<END>

g03354240

LUBRICATION SYSTEM

293-2874 FILTER GP-ENGINE OIL

FOR USE WITH MARINE RIGHT HAND SERVICE
AN ATTACHMENT

SMCS-1306, 1308

i04936629

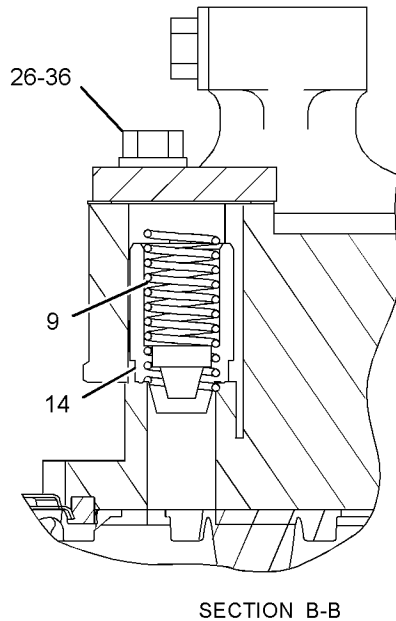
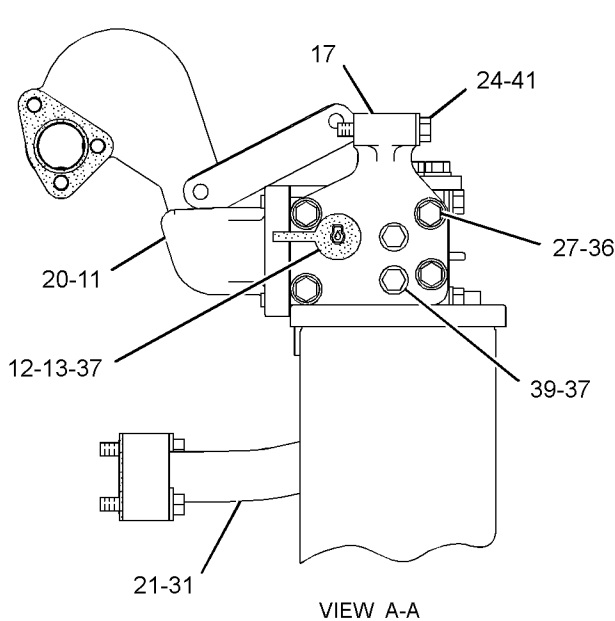
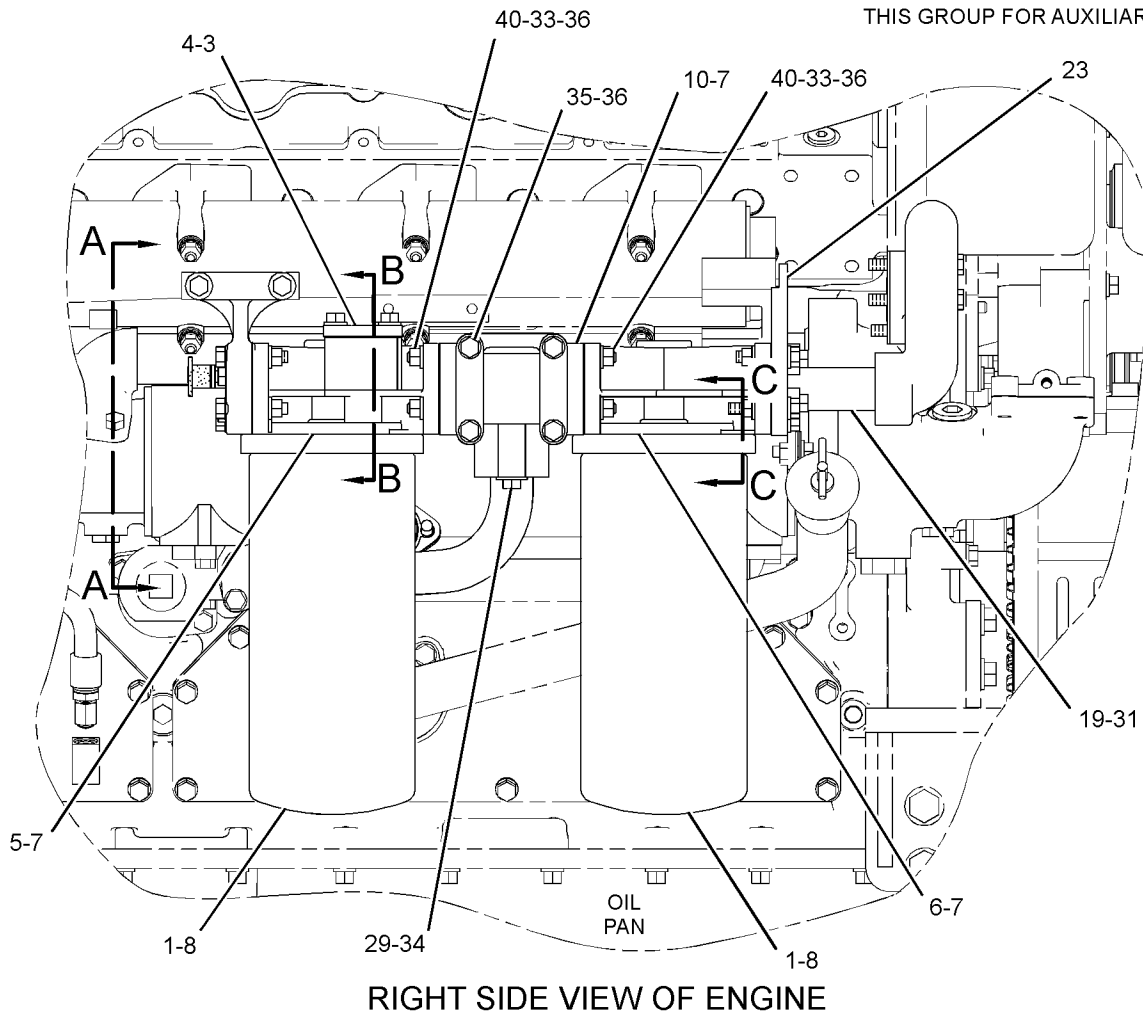
NOTE	REF NO	GRAPHIC REF	PART NUMBER	QTY	PART NAME						SEE PAGE
					1	2	3	4	5	6 (PRODUCT LEVEL)	
	1	1	1R-1808	2	FILTER-ENGINE OIL (ADVANCED EFFICIENCY)						
	3	1	2P-3760	1	GASKET						
	4	1	2P-3761	1	COVER						
	5	1	2P-4301	1	BASE AS						
		1	2P-4304	1	STUD-HOLLOW						
	6	1	2P-4303	1	BASE AS-OIL FILTER						
		1	2P-4304	1	STUD-HOLLOW						
	7	1	2P-4305	4	GASKET						
	8	1	4N-7082	2	SHIELD-OIL FILTER						
	9	1	4N-8150	1	SPRING						
	10	1	6N-0821	1	HOUSING						
	11	1	6N-0824	1	GASKET						
	12	1	8C-3445	1	CAP-DUST						
	13	1	8C-3446	1	VALVE-FLUID SAMPLING (ENGINE OIL)						
	14	1	9M-0853	1	PLUNGER-VALVE						
	15	2	234-8937	1	SEAL-INTEGRAL						
	16	2	239-5571	1	SEAL-INTEGRAL						
	17	1	293-2875	1	COVER						
	18	2	293-2882	1	BONNET						
	19	1	293-2883	1	TUBE AS						
	20	1	293-2884	1	ELBOW						
	21	1	293-2885	1	TUBE AS						
	22	2	293-2886	1	FLANGE						
	23	1	303-8129	1	COVER AS						
	24	1	0L-2070	2	BOLT (3/8-16X2.25-IN)						
	25	2	0S-1571	3	BOLT (3/8-16X1.75-IN)						
	26	1	0S-1588	2	BOLT (3/8-16X1.25-IN)						
	27	1,2	0S-1590	7	BOLT (3/8-16X2-IN)						
	29	1	0T-0102	1	BOLT (3/8-16X0.625-IN)						
	30	2	0T-0573	2	BOLT (3/8-16X2.75-IN)						
	31	1	109-0078	4	SEAL-O-RING						
	32	2	1C-2251	1	BOLT (3/8-16X1.87-IN)						
	33	1	2M-1538	8	STUD-TAPERLOCK (3/8-16X1.6-IN)						
	34	1	4B-5271	1	WASHER (25.5X11.2X2-MM THK)						
	35	1	5B-2638	4	BOLT (3/8-16X5.25-IN)						
	36	1,2	5M-2894	33	WASHER-HARD (10.2X18.5X2.5-MM THK)						
	37	1,2	6V-5048	5	SEAL-O-RING						
	38	2	7F-9090	4	SCREW-DRIVE (NO 8X3/8-IN)						
	39	1,2	9S-4182	4	PLUG-O-RING						
	40	1,2	9S-8752	16	NUT-FULL (3/8-16-THD)						
	41	1,2	9X-6458	4	WASHER-HARD (10.2X22.5X3-MM THK)						

LUBRICATION SYSTEM

293-2874 FILTER GP-ENGINE OIL (contd.)

i04936629

REFER TO ALL ILLUSTRATIONS OF THIS GROUP FOR AUXILIARY VIEWS



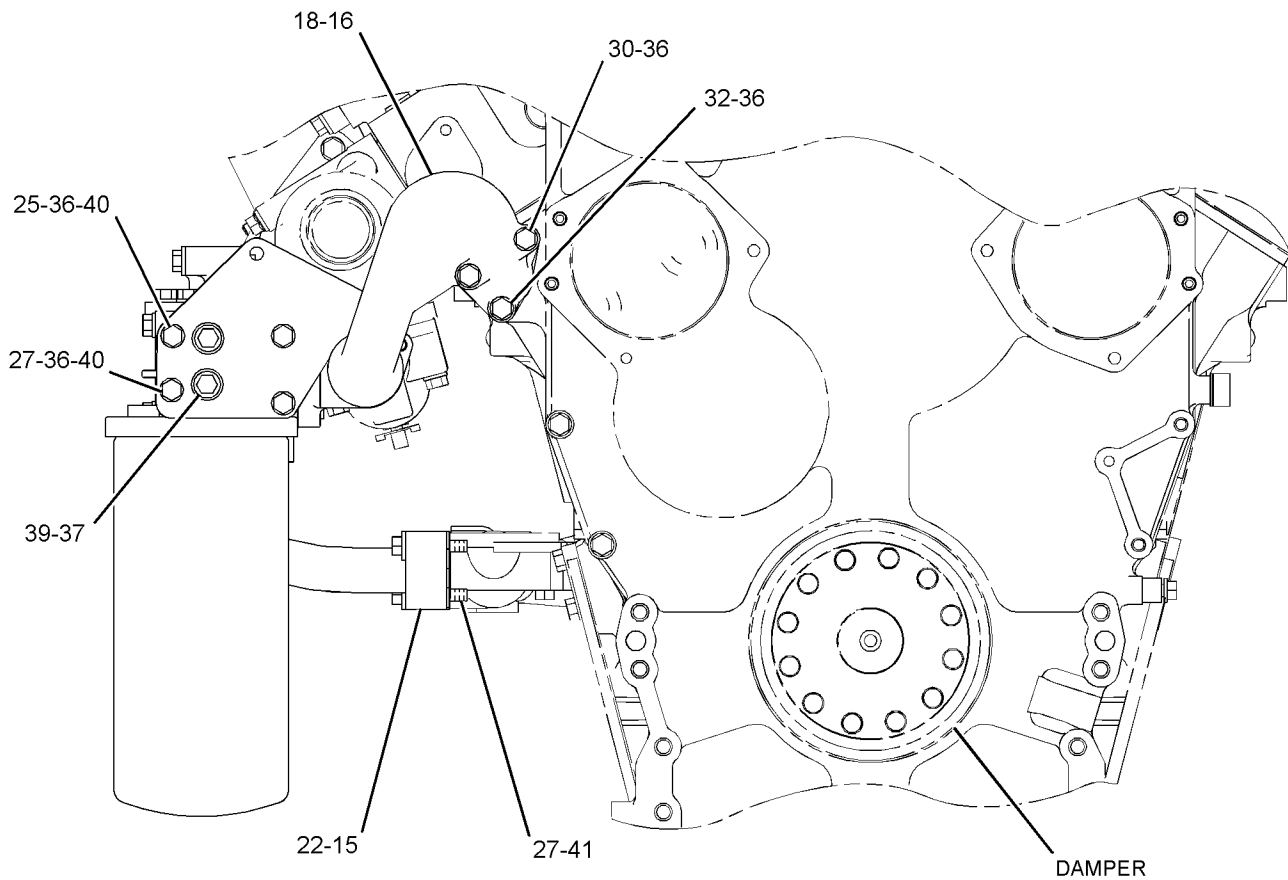
GRAPHIC #1

g01357877

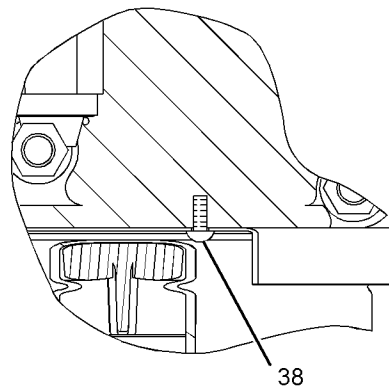
LUBRICATION SYSTEM

293-2874 FILTER GP-ENGINE OIL (contd.)

i04936629



FRONT VIEW OF ENGINE



SECTION C-C

GRAPHIC #2

<END>

g01866016

LUBRICATION SYSTEM

293-2887 FILTER GP-ENGINE OIL

FOR USE WITH MARINE ENGINE RIGHT HAND SERVICE
CANNOT BE USED WITH SHALLOW SUMP OIL PAN
AN ATTACHMENT

SMCS-1306, 1308

i05254576

NOTE	REF NO	GRAPHIC REF	PART NUMBER	QTY	PART NAME						SEE PAGE
					1	2	3	4	5	6 (PRODUCT LEVEL)	
	1	1	1R-1808	4	FILTER-ENGINE OIL (ADVANCED EFFICIENCY)						
C	2	2	2N-0178	1	PANEL						
C	3	2	2N-0179	1	COVER-PANEL						
C	4	2	2N-5848	1	BASE AS						
	6	2	2P-3760	2	GASKET						
	7	2	2P-3761	2	COVER						
	8	1	2P-4301	2	BASE AS						
					(EACH INCLUDES)						
		1	2P-4304	1	STUD-HOLLOW						
	9	1	2P-4303	2	BASE AS-OIL FILTER						
					(EACH INCLUDES)						
		1	2P-4304	1	STUD-HOLLOW						
	10	1	2P-4305	6	GASKET						
C	11	1	2W-8436	2	INDICATOR AS-PRESSURE (ENGINE OIL)						
CI	12	1	3N-4622	1	HOSE AS						
	13	1	4N-7082	4	SHIELD-OIL FILTER						
	14	2	4N-8150	2	SPRING						
	15	2	5L-5709	1	CONNECTOR-SHIELD						
	16	2	6N-0824	1	GASKET						
	17	1	6N-1258	1	HOUSING						
	18	2	6N-1259	1	POINTER						
	19	2	7N-0912	1	VALVE GP-FLUID CONTROL (ENGINE OIL)						
	19A	2	7N-0911	1	VALVE AS						
	19B	2	3F-9190	1	PIN						
	20	2	7N-0914	1	DETENT AS						
		2	6J-8356	2	SPRING						
		2	6N-4204	2	PIN						
		2	6N-4205	1	PLATE						
		2	7N-0913	1	RING						
		2	8F-8833	1	PIN						
C	21	1	7W-2731	2	RETAINER						
	22	1	8C-3445	1	CAP-DUST						
CI	23	1	8L-8877	1	HOSE AS						
	24	2	9M-0853	2	PLUNGER-VALVE						
	25	1	081-5622	2	ADAPTER						
	26	2	166-5396	1	SCREW-WASHER HD (1/4-20X0.5-IN)						
	27	2	234-8937	1	SEAL-INTEGRAL						
	28	2	239-5571	1	SEAL-INTEGRAL						
	29	1	243-3384	1	BRACKET						
	30	2	288-8580	1	CLAMP-FUEL LINE						
	31	2	288-8581	1	CLAMP-FUEL LINE						
	32	2	293-2880	1	COVER AS						
	33	2	293-2882	1	BONNET						
	34	2	293-2884	1	ELBOW						
	35	2	293-2886	1	FLANGE						
	36	1	293-2889	1	TUBE AS						
	37	2	293-2890	1	TUBE AS						
	38	2	293-6137	1	COVER AS						
	39	1	293-8627	1	TUBE AS						
	40	1	293-8628	1	TUBE AS						
	41	1	293-9385	1	BRACKET						
	42	2	297-1021	1	LEVER						
C	43	2	307-6121	1	BRACKET						
C	44	1	030-7961	1	ELBOW						
C	45	2	0L-1143	2	BOLT (3/8-16X2.5-IN)						
	46	1	0L-1351	2	BOLT (3/8-16X0.875-IN)						
	47	1,2	0S-1571	12	BOLT (3/8-16X1.75-IN)						
	48	1,2	0S-1588	6	BOLT (3/8-16X1.25-IN)						

LUBRICATION SYSTEM

293-2887 FILTER GP-ENGINE OIL (contd.)

i05254576

NOTE	REF NO	GRAPHIC REF	PART NUMBER	QTY	PART NAME						SEE PAGE
					1	2	3	4	5	6 (PRODUCT LEVEL)	
	49	2	0S-1590	7	BOLT (3/8-16X2-IN)						
C	50	2	0S-1594	1	BOLT (3/8-16X1-IN)						
	51	2	4M-6425	3	BOLT (5/16-18X1-IN)						
	52	2	0T-0573	2	BOLT (3/8-16X2.75-IN)						
	53	1,2	109-0078	4	SEAL-O-RING						
	54	1	164-7900	1	ADAPTER						
	55	2	1A-2029	1	BOLT (3/8-16X1.125-IN)						
	56	2	1B-8704	2	KEY-WOODRUFF						
	57	2	1C-2251	1	BOLT (3/8-16X1.87-IN)						
C	58	1	1L-6561	1	PLUG						
	59	1	2M-1538	8	STUD-TAPERLOCK (3/8-16X1.6-IN)						
	60	2	5P-4116	6	WASHER-HARD (8.8X20.5X2-MM THK)						
C	61	1	3J-7352	2	CONNECTOR						
	62	2	3P-0656	1	SEAL-O-RING						
C	63	2	4B-2041	2	NUT (6-32-THD)						
C	64	2	4B-5324	4	WASHER (3.9X9.6X1.2-MM THK)						
	65	1	4J-5477	4	SEAL-O-RING						
	66	1	5B-2638	4	BOLT (3/8-16X5.25-IN)						
C	67	1,2	5M-2894	55	WASHER-HARD (10.2X18.5X2.5-MM THK)						
C	68	2	8T-4205	6	WASHER-HARD (7.2X14.5X2-MM THK)						
	69	1	5P-7813	2	SEAL-O-RING						
	70	2	6V-8189	3	NUT (5/16-18-THD)						
	72	1,2	6V-5048	6	SEAL-O-RING						
	73	1,2	6V-8628	2	ELBOW						
	74	2	7F-9090	8	SCREW-DRIVE (NO 8X3/8-IN)						
C	75	1	7K-9197	1	ELBOW						
C	76	2	8B-4884	2	ELBOW						
	77	1	8C-3446	1	VALVE-FLUID SAMPLING (ENGINE OIL)						
	78	2	8M-2772	1	CLIP						
C	79	1	6D-3479	3	CLIP						
C	80	2	6D-2928	3	BOLT (1/4-20X1.125-IN)						
C	81	2	6V-8185	3	NUT (1/4-20-THD)						
C	82	1,2	9S-8752	29	NUT-FULL (3/8-16-THD)						
	83	2	9X-6259	2	SCREW-MACHINE (6-32X0.375-IN)						
	84	1,2	9X-6458	10	WASHER-HARD (10.2X22.5X3-MM THK)						
	85	1	6V-3507	2	SEAL-RECTANGULAR						
	86	1	4P-8134	1	CLIP						
	87	1	7K-1181	4	STRAP-CABLE						
	88	1	269-7680	1	CLIP						
	89	1	290-5562	1	MOUNT (DUAL SWIVEL)						

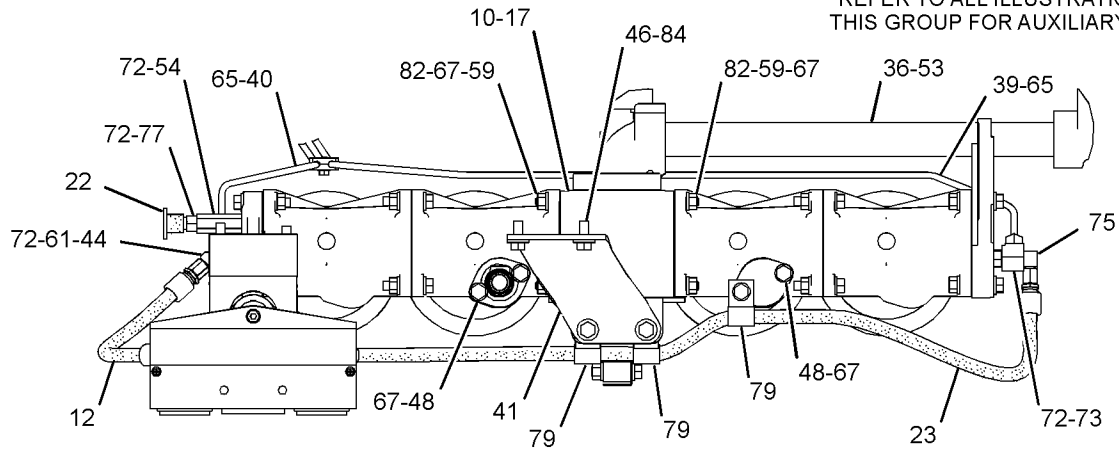
C - CHANGE FROM PREVIOUS TYPE
 I - REFER TO HYDRAULIC INFORMATION SYSTEM

LUBRICATION SYSTEM

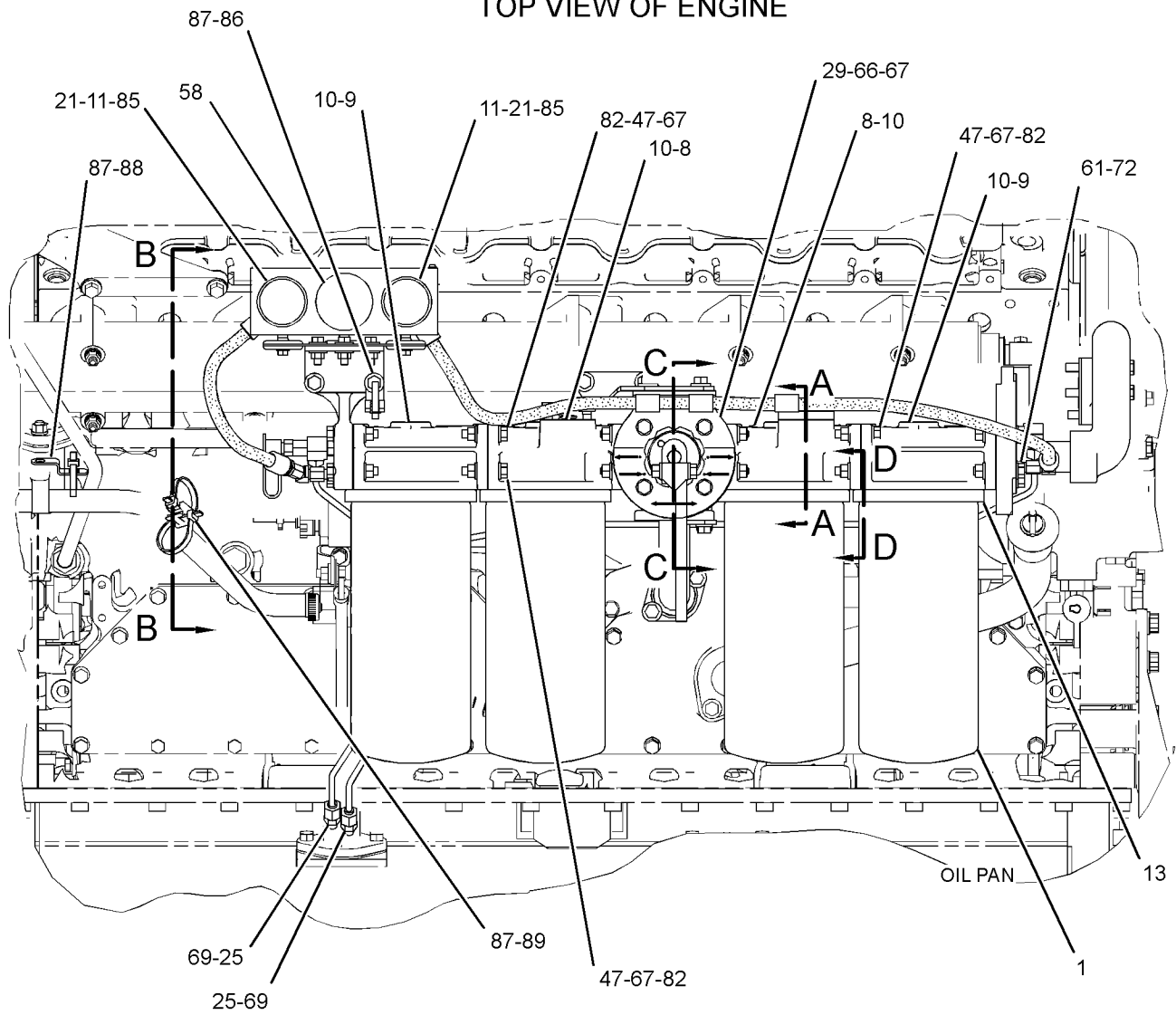
293-2887 FILTER GP-ENGINE OIL (contd.)

i05254576

REFER TO ALL ILLUSTRATIONS OF THIS GROUP FOR AUXILIARY VIEWS



TOP VIEW OF ENGINE



RIGHT SIDE VIEW OF ENGINE

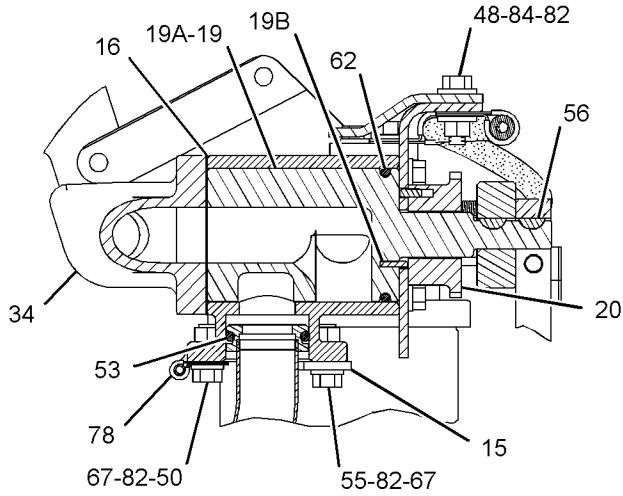
GRAPHIC #1

g02840438

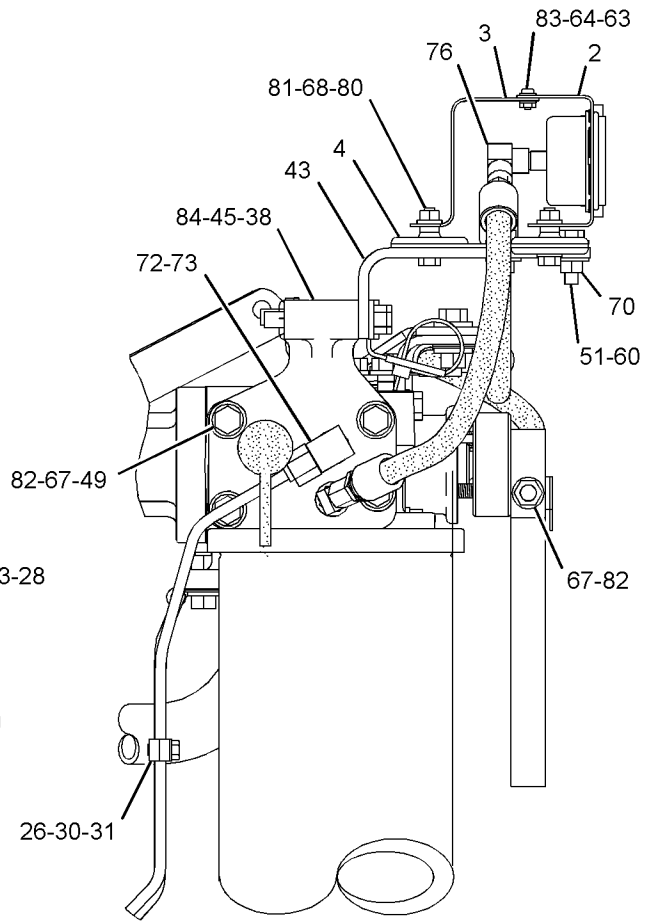
LUBRICATION SYSTEM

293-2887 FILTER GP-ENGINE OIL (contd.)

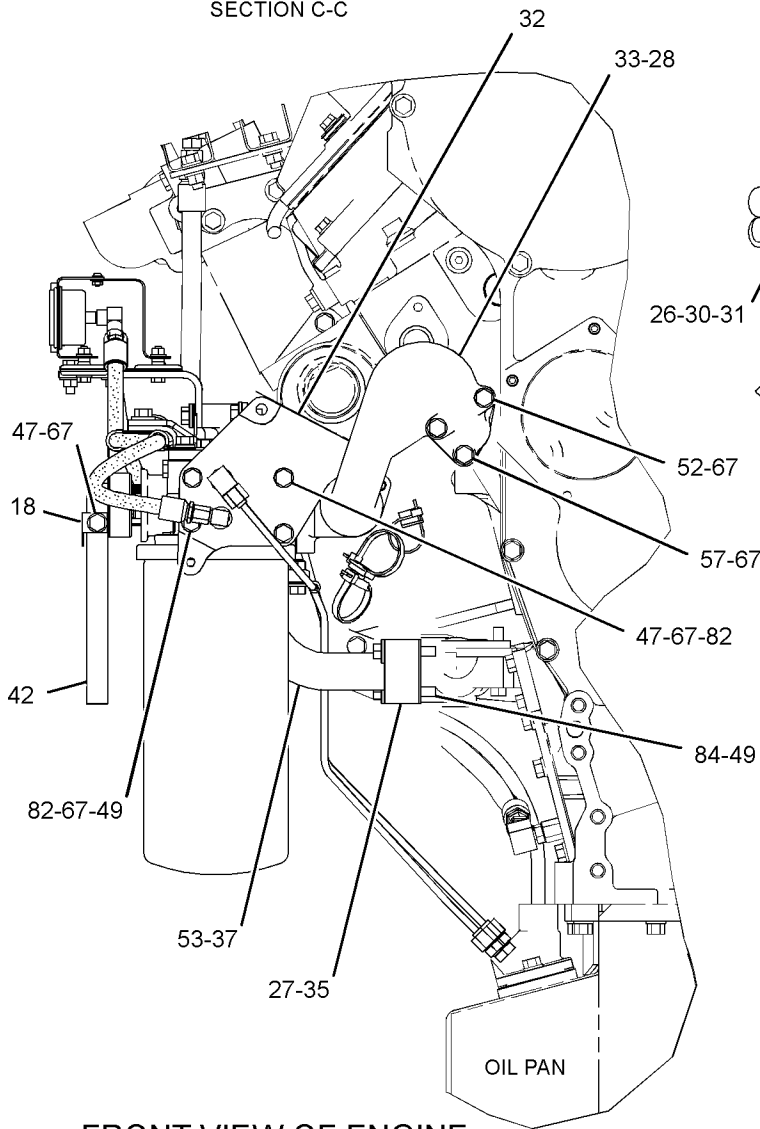
i05254576



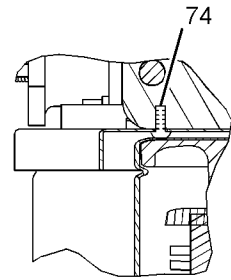
SECTION C-C



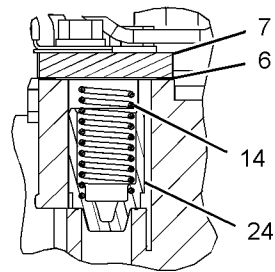
VIEW B-B



FRONT VIEW OF ENGINE



SECTION D-D



SECTION A-A

GRAPHIC #2

<END>

g02840439

LUBRICATION SYSTEM

293-2964 FILTER GP-ENGINE OIL

FOR USE WITH MARINE ENGINE LEFT HAND SERVICE
AN ATTACHMENT

SMCS-1306, 1308

i04936646

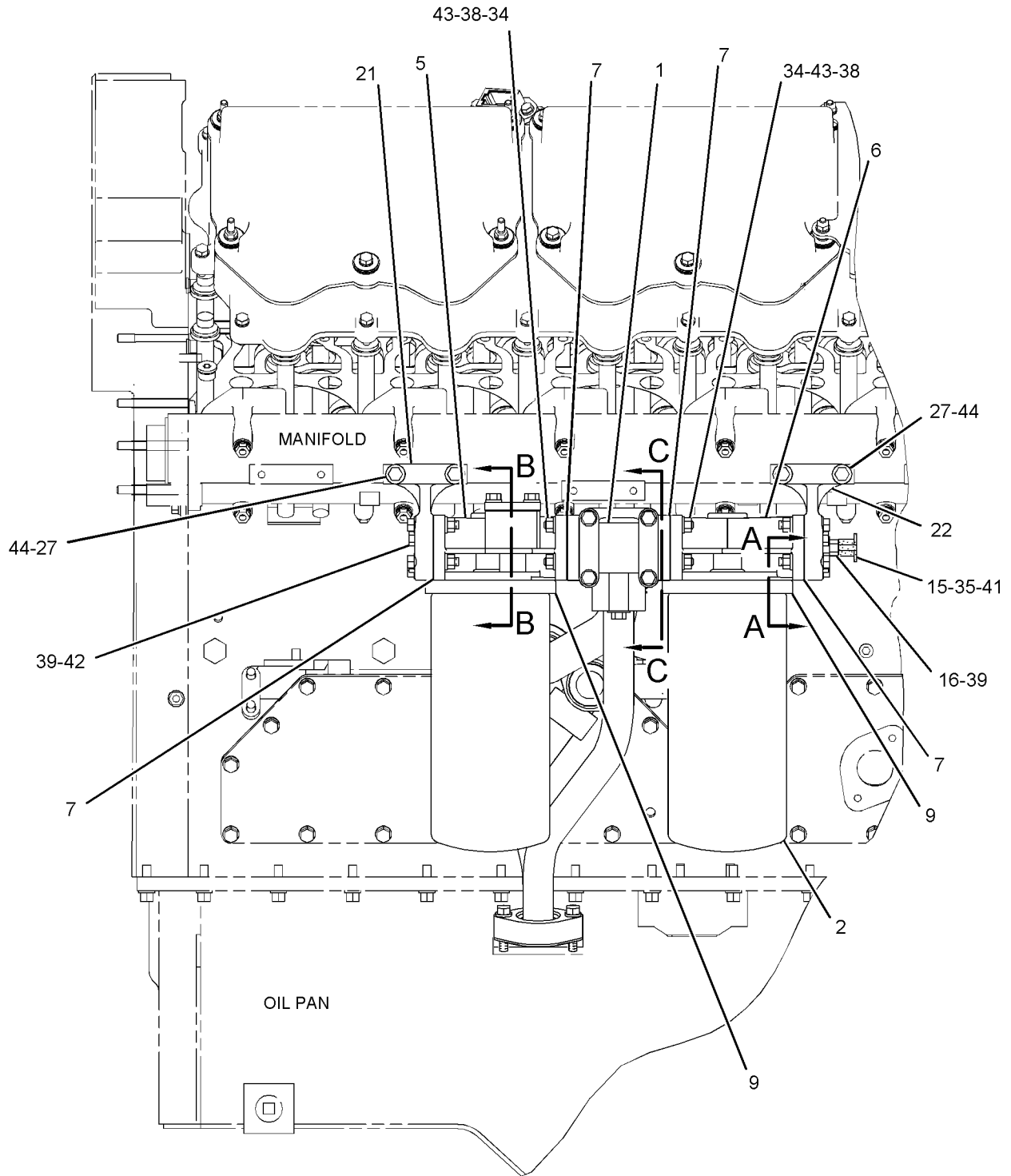
NOTE	REF NO	GRAPHIC REF	PART NUMBER	QTY	PART NAME						SEE PAGE
					1	2	3	4	5	6 (PRODUCT LEVEL)	
	1	1	6N-0821	1	HOUSING						
	2	1	1R-1808	2	FILTER-ENGINE OIL (ADVANCED EFFICIENCY)						
	3	2	2P-3760	1	GASKET						
	4	2	2P-3761	1	COVER						
	5	1	2P-4301	1	BASE AS						
		1	2P-4304	1	STUD-HOLLOW						
	6	1	2P-4303	1	BASE AS-OIL FILTER						
		1	2P-4304	1	STUD-HOLLOW						
	7	1	2P-4305	4	GASKET						
	9	1	4N-7082	2	SHIELD-OIL FILTER						
	10	2	4N-8150	1	SPRING						
	11	2	6N-0824	1	GASKET						
	12	2	6N-3732	1	ELBOW						
	13	2	6N-4472	1	TUBE AS						
	14	2	6N-4481	2	FLANGE						
	15	1	8C-3445	1	CAP-DUST						
	16	1	8C-3446	1	VALVE-FLUID SAMPLING (ENGINE OIL)						
	17	2	9M-0853	1	PLUNGER-VALVE						
	18	2	234-8937	2	SEAL-INTEGRAL						
	20	2	239-5572	2	SEAL-INTEGRAL						
	21	1	293-2875	1	COVER						
	22	1	293-2876	1	COVER						
	23	2	293-2884	1	ELBOW						
	24	2	293-2886	1	FLANGE						
	25	2	293-2888	1	ELBOW						
	26	2	293-2967	1	TUBE AS						
	27	1,2	0L-1143	6	BOLT (3/8-16X2.5-IN)						
	28	2	0S-1571	4	BOLT (3/8-16X1.75-IN)						
	29	2	0S-1588	2	BOLT (3/8-16X1.25-IN)						
	30	2	0S-1590	10	BOLT (3/8-16X2-IN)						
	32	2	0T-0102	3	BOLT (3/8-16X0.625-IN)						
	33	2	109-0078	6	SEAL-O-RING						
	34	1	2M-1538	8	STUD-TAPERLOCK (3/8-16X1.6-IN)						
	35	1	3P-1932	1	ADAPTER						
	36	2	4B-5271	3	WASHER (25.5X11.2X2-MM THK)						
	37	2	5B-2638	4	BOLT (3/8-16X5.25-IN)						
	38	1,2	5M-2894	34	WASHER-HARD (10.2X18.5X2.5-MM THK)						
	39	1,2	6V-5048	6	SEAL-O-RING						
	40	2	7F-9090	4	SCREW-DRIVE (NO 8X3/8-IN)						
	41	1	8L-2786	1	SEAL-O-RING						
	42	1,2	9S-4182	5	PLUG-O-RING						
	43	1,2	9S-8752	16	NUT-FULL (3/8-16-THD)						
	44	1,2	9X-6458	6	WASHER-HARD (10.2X22.5X3-MM THK)						

LUBRICATION SYSTEM

293-2964 FILTER GP-ENGINE OIL (contd.)

i04936646

REFER TO ALL ILLUSTRATIONS OF THIS GROUP FOR AUXILIARY VIEWS



LEFT SIDE VIEW OF ENGINE

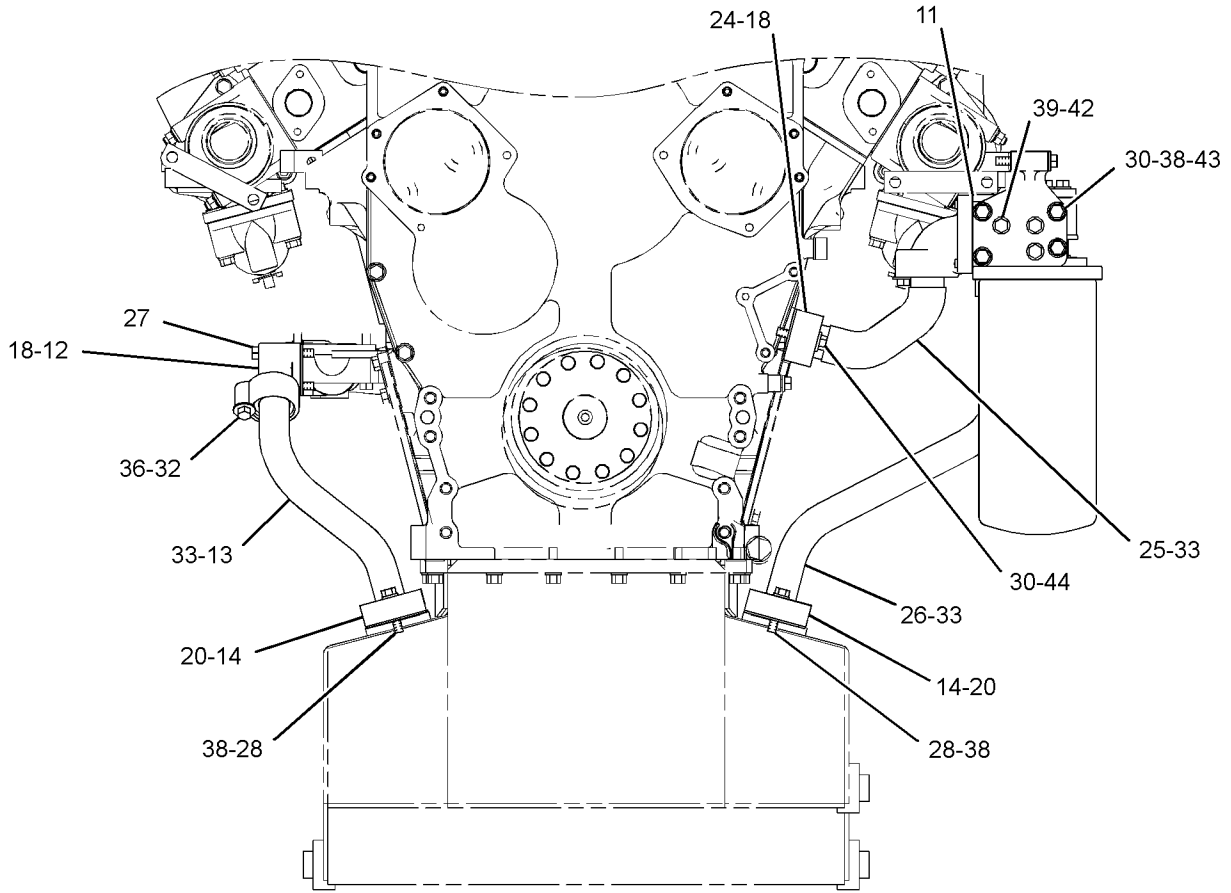
GRAPHIC #1

g01864433

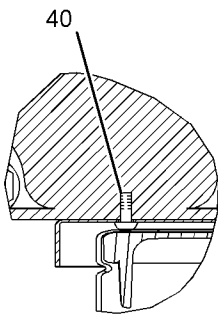
LUBRICATION SYSTEM

293-2964 FILTER GP-ENGINE OIL (contd.)

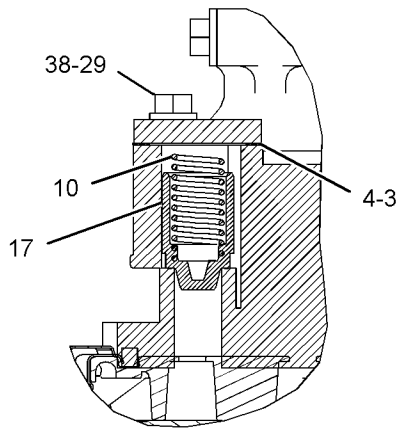
i04936646



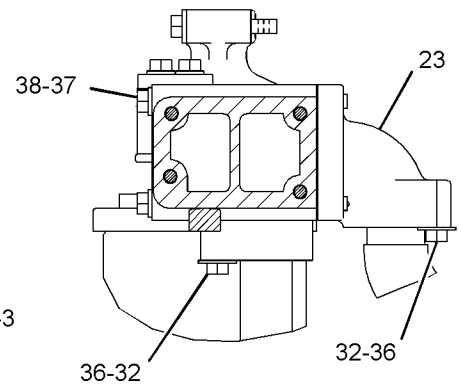
FRONT VIEW OF ENGINE



SECTION A-A



SECTION B-B



SECTION C-C

GRAPHIC #2

<END>

g01864434

LUBRICATION SYSTEM

293-2966 FILTER GP-ENGINE OIL

FOR USE WITH MARINE ENGINE LEFT HAND SERVICE
CANNOT BE USED WITH MARINE SHALLOW SUMP OIL PAN
AN ATTACHMENT

SMCS-1306, 1308

i05134090

NOTE	REF NO	GRAPHIC REF	PART NUMBER	QTY	PART NAME						SEE PAGE
					1	2	3	4	5	6 (PRODUCT LEVEL)	
	1	1	1R-1808	4	FILTER-ENGINE OIL (ADVANCED EFFICIENCY)						
C	2	2	2N-0178	1	PANEL						
C	3	2	2N-0179	1	COVER-PANEL						
C	4	2	2N-5848	1	BASE AS						
	5	1	2P-3760	2	GASKET						
	6	1	2P-3761	2	COVER						
	7	1	2P-4301	2	BASE AS						
					(EACH INCLUDES)						
		1	2P-4304	1	STUD-HOLLOW						
	8	1	2P-4303	2	BASE AS-OIL FILTER						
					(EACH INCLUDES)						
		1	2P-4304	1	STUD-HOLLOW						
	9	1	2P-4305	6	GASKET						
C	10	1	2W-8436	2	INDICATOR AS-PRESSURE (ENGINE OIL)						
CI	11	1	3N-4411	1	HOSE AS						
	13	1	4N-7082	4	SHIELD-OIL FILTER						
	14	1	4N-8150	2	SPRING						
	15	2	5L-5709	1	CONNECTOR-SHIELD						
	17	2	6N-0824	1	GASKET						
	18	1	6N-1258	1	HOUSING						
	19	2	6N-1259	1	POINTER						
CI	20	1	6N-3170	1	HOSE AS						
	21	2	6N-3732	1	ELBOW						
	22	2	6N-4472	1	TUBE AS						
	23	2	6N-4481	2	FLANGE						
	24	2	7N-0912	1	VALVE GP-FLUID CONTROL (ENGINE OIL)						
	24A	2	3F-9190	1	PIN						
	24B	2	7N-0911	1	VALVE AS						
	25	2	7N-0914	1	DETENT AS						
		2	6J-8356	2	SPRING						
		2	6N-4204	2	PIN						
		2	6N-4205	1	PLATE						
		2	7N-0913	1	RING						
		2	8F-8833	1	PIN						
C	26	1	7W-2731	2	RETAINER						
	27	1	8C-3445	1	CAP-DUST						
	28	1	9M-0853	2	PLUNGER-VALVE						
	29	1	081-5622	2	ADAPTER						
	30	2	166-5396	1	SCREW-WASHER HD (1/4-20X0.5-IN)						
	31	2	234-8937	2	SEAL-INTEGRAL						
	33	2	239-5572	2	SEAL-INTEGRAL						
	34	1	243-3384	1	BRACKET						
	35	2	288-8580	1	CLAMP-FUEL LINE						
	36	2	288-8581	1	CLAMP-FUEL LINE						
	37	2	293-2884	1	ELBOW						
	38	2	293-2886	1	FLANGE						
	39	2	293-2888	1	ELBOW						
	40	2	293-2967	1	TUBE AS						
	41	1	293-6137	1	COVER AS						
	42	1	293-6138	1	COVER AS						
	43	1	293-9079	1	TUBE AS						
	44	1	293-9080	1	TUBE AS						
	45	2	297-1021	1	LEVER						
	46	2	300-3952	1	BRACKET						
C	47	2	307-6120	1	BRACKET						
	48	2	0L-1143	2	BOLT (3/8-16X2.5-IN)						
	49	2	0L-1351	2	BOLT (3/8-16X0.875-IN)						
	50	1	0L-2070	4	BOLT (3/8-16X2.25-IN)						

LUBRICATION SYSTEM

293-2966 FILTER GP-ENGINE OIL (contd.)

i05134090

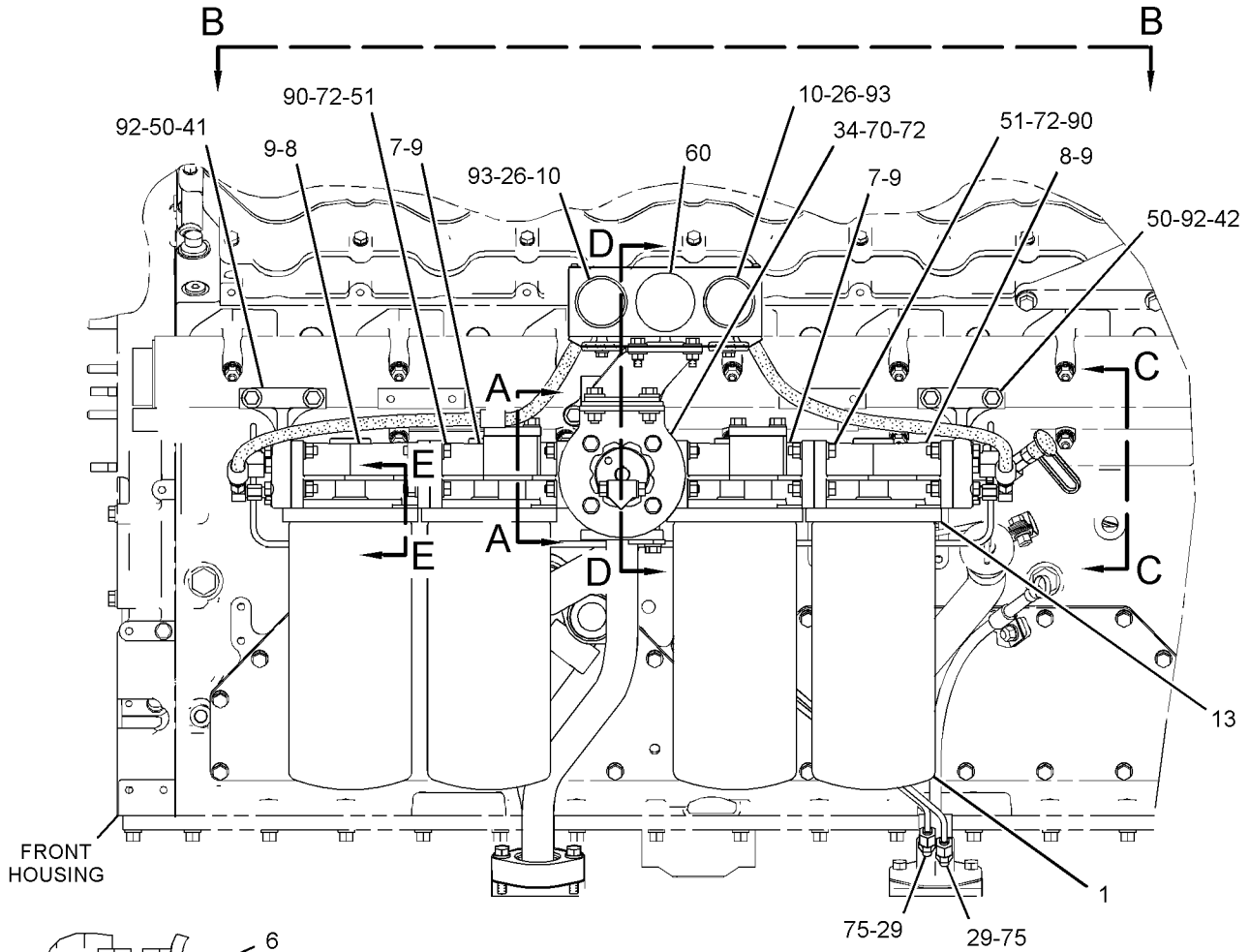
NOTE	REF NO	GRAPHIC REF	PART NUMBER	QTY	PART NAME						SEE PAGE
					1	2	3	4	5	6 (PRODUCT LEVEL)	
	51	1,2	0S-1571	13	BOLT (3/8-16X1.75-IN)						
C	52	1,2	0S-1588	6	BOLT (3/8-16X1.25-IN)						
	53	2	0S-1590	10	BOLT (3/8-16X2-IN)						
	54	2	0S-1594	1	BOLT (3/8-16X1-IN)						
	55	2	4M-6425	2	BOLT (5/16-18X1-IN)						
	56	2	0T-0102	2	BOLT (3/8-16X0.625-IN)						
	57	2	109-0078	6	SEAL-O-RING						
	58	2	1A-2029	1	BOLT (3/8-16X1.125-IN)						
	59	2	1B-8704	2	KEY-WOODRUFF						
C	60	1	1L-6561	1	PLUG						
	61	1	2M-1538	8	STUD-TAPERLOCK (3/8-16X1.6-IN)						
	62	2	5P-4116	4	WASHER-HARD (8.8X20.5X2-MM THK)						
C	63	1	3J-1907	2	SEAL-O-RING						
C	64	2	3J-7352	2	CONNECTOR						
	65	2	3P-0656	1	SEAL-O-RING						
C	66	2	4B-2041	2	NUT (6-32-THD)						
	67	2	4B-5271	2	WASHER (25.5X11.2X2-MM THK)						
C	68	2	4B-5324	4	WASHER (3.9X9.6X1.2-MM THK)						
	69	1	4J-5477	4	SEAL-O-RING						
	70	1	5B-2638	4	BOLT (3/8-16X5.25-IN)						
C	71	1	6D-3479	1	CLIP						
C	72	1,2	5M-2894	56	WASHER-HARD (10.2X18.5X2.5-MM THK)						
C	73	2	8T-4205	6	WASHER-HARD (7.2X14.5X2-MM THK)						
C	74	1	5P-6944	1	ADAPTER						
	75	1	5P-7813	2	SEAL-O-RING						
C	76	1	5P-9617	1	ADAPTER						
	77	2	6V-8189	2	NUT (5/16-18-THD)						
	78	1,2	6V-5048	6	SEAL-O-RING						
C	79	1	6V-8077	1	ELBOW						
	80	2	6V-8628	2	ELBOW						
	81	2	7F-9090	8	SCREW-DRIVE (NO 8X3/8-IN)						
C	82	2	7K-9197	2	ELBOW						
C	83	2	8B-4884	2	ELBOW						
	84	1	8C-3446	1	VALVE-FLUID SAMPLING (ENGINE OIL)						
	85	1	8L-2786	1	SEAL-O-RING						
	86	2	8M-2772	1	CLIP						
C	87	2	6D-2928	3	BOLT (1/4-20X1.125-IN)						
	88	2	9S-4182	1	PLUG-O-RING						
C	89	2	9S-8750	3	NUT-FULL (1/4-20-THD)						
C	90	1,2	9S-8752	29	NUT-FULL (3/8-16-THD)						
	91	2	9X-6259	2	SCREW-MACHINE (6-32X0.375-IN)						
	92	1,2	9X-6458	12	WASHER-HARD (10.2X22.5X3-MM THK)						
	93	1	6V-3507	2	SEAL-RECTANGULAR						

C - CHANGE FROM PREVIOUS TYPE
I - REFER TO HYDRAULIC INFORMATION SYSTEM

LUBRICATION SYSTEM

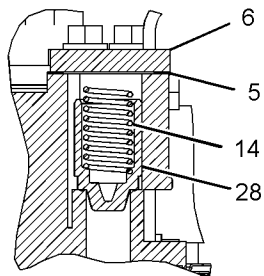
293-2966 FILTER GP-ENGINE OIL (contd.)

i05134090

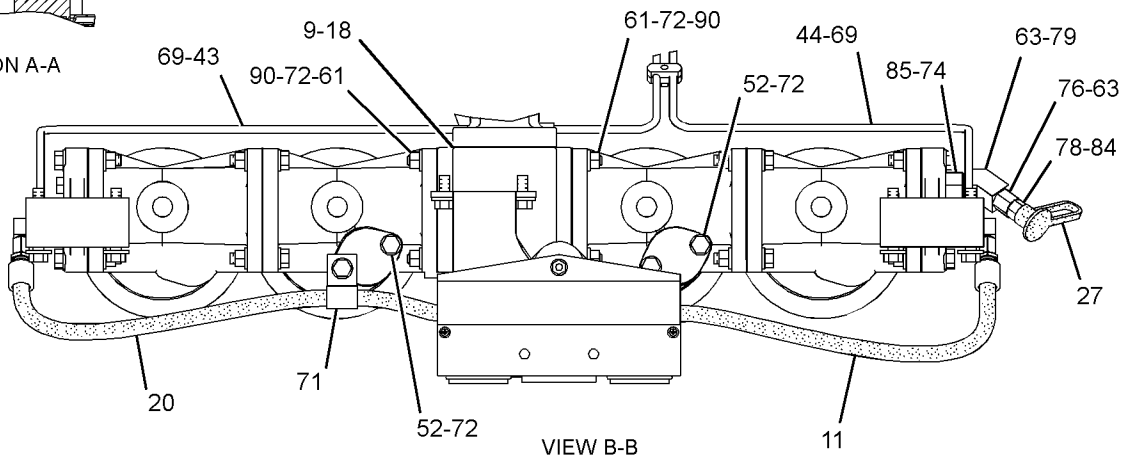


LEFT SIDE VIEW OF ENGINE

REFER TO ALL ILLUSTRATIONS OF THIS GROUP FOR AUXILIARY VIEWS



SECTION A-A



VIEW B-B

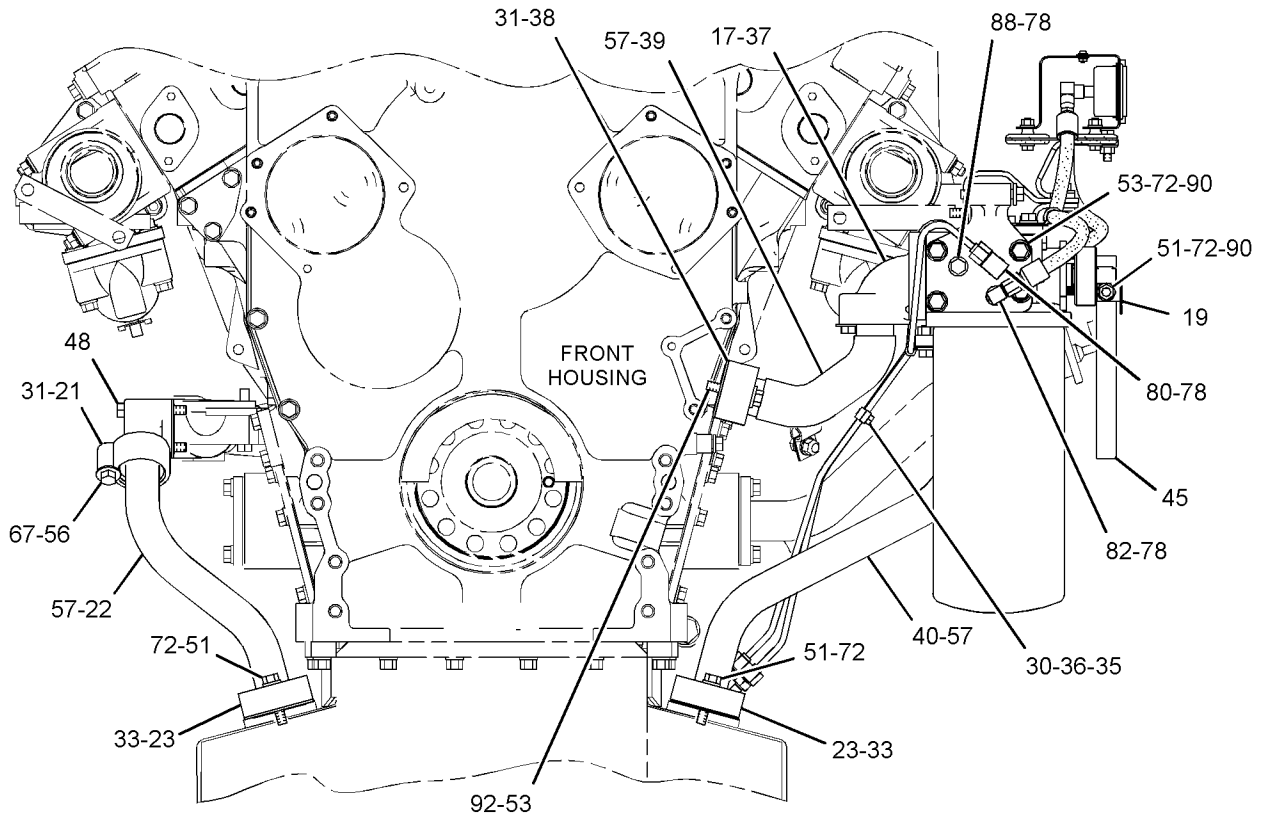
GRAPHIC #1

g01865254

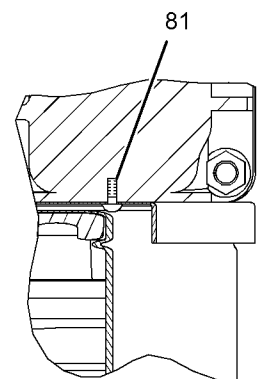
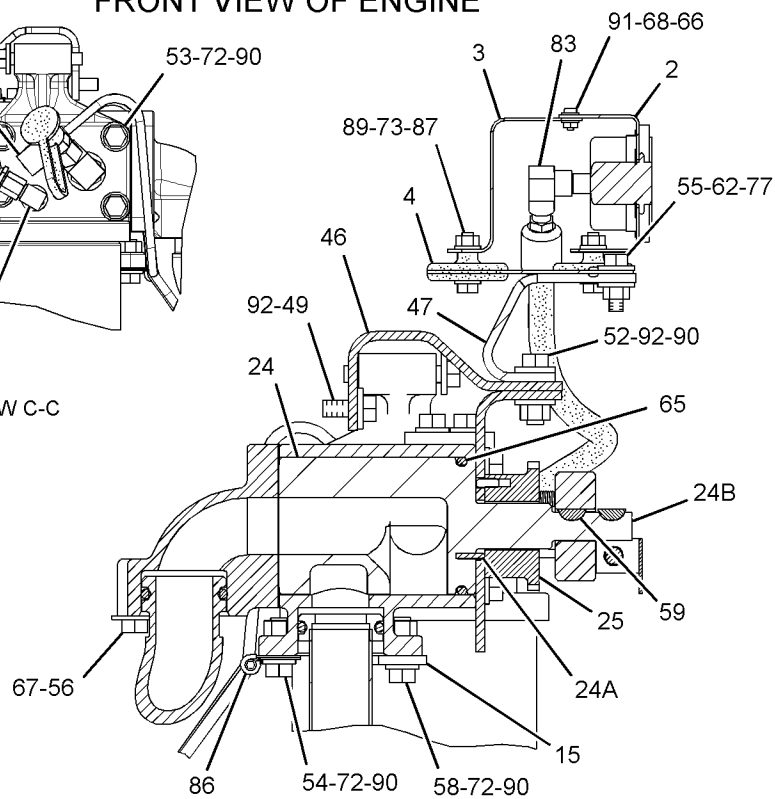
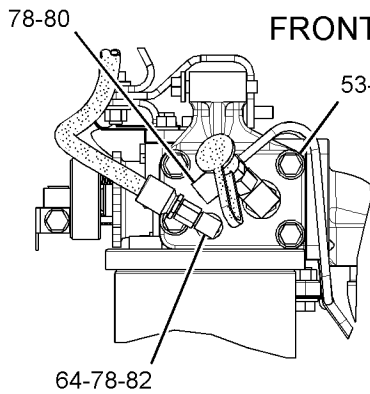
LUBRICATION SYSTEM

293-2966 FILTER GP-ENGINE OIL (contd.)

i05134090



FRONT VIEW OF ENGINE



GRAPHIC #2

<END>

g01865255

LUBRICATION SYSTEM

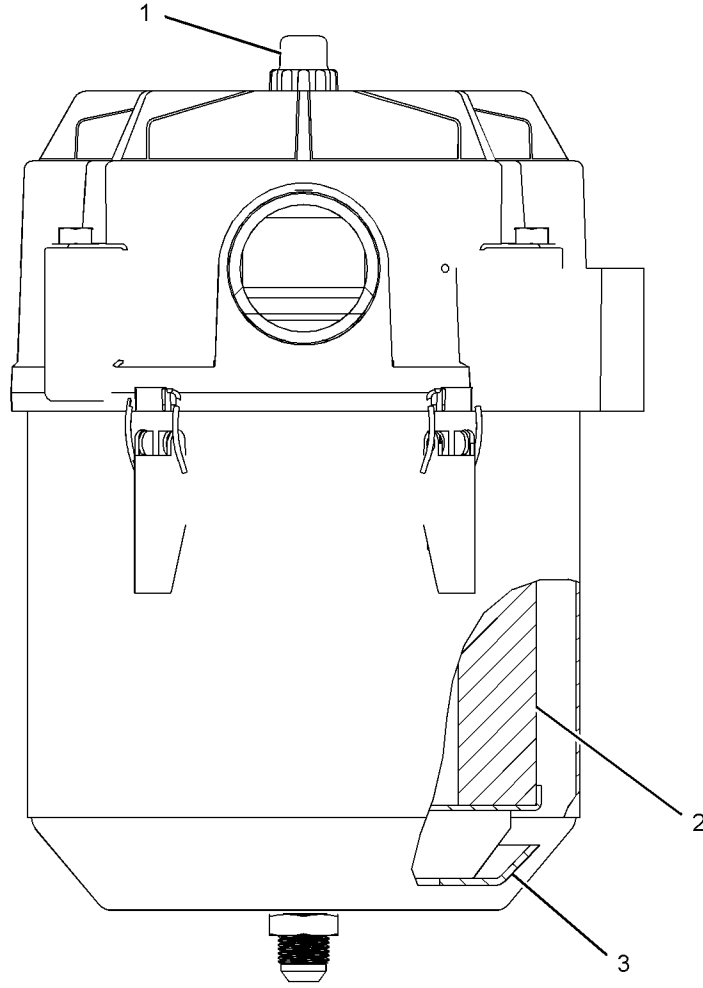
279-2475 FILTER GP-FUMES DISPOSAL

PART OF 399-7931, 399-7935 FILTER GP-FUMES DISPOSAL, 421-7468 FUMES DISPOSAL GP
AN ATTACHMENT

SMCS-1074

i05147710

NOTE	REF NO	GRAPHIC REF	PART NUMBER	QTY	PART NAME						SEE PAGE
					1	2	3	4	5	6 (PRODUCT LEVEL)	
	1	1	195-4550	1	CAP						
	2	1	275-2276	1	FILTER ELEMENT-BREATHER (FUMES DISPOSAL)						
	3	1	291-9125	1	PAD						



GRAPHIC #1

<END>

g01303885

LUBRICATION SYSTEM

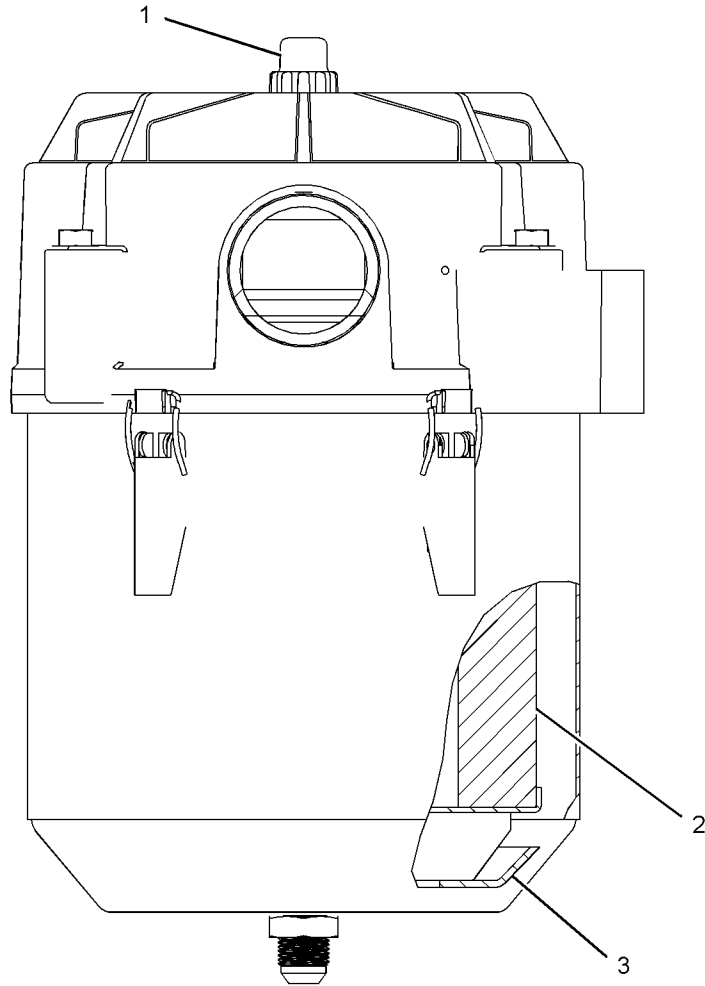
282-5367 FILTER GP-FUMES DISPOSAL

PART OF 399-7931, 399-7935 FILTER GP-FUMES DISPOSAL, 421-7468 FUMES DISPOSAL GP
AN ATTACHMENT

SMCS-1074

i05147711

NOTE	REF NO	GRAPHIC REF	PART NUMBER	QTY	PART NAME						SEE PAGE
					1	2	3	4	5	6 (PRODUCT LEVEL)	
	1	1	195-4550	1	CAP						
	2	1	275-2276	1	FILTER ELEMENT-BREATHER (FUMES DISPOSAL)						
	3	1	291-9125	1	PAD						



GRAPHIC #1

<END>

g01303885

LUBRICATION SYSTEM

399-7931 FILTER GP-FUMES DISPOSAL

FOR USE WITH C32 TIER III MARINE ENGINES
AN ATTACHMENT

SMCS-1074

i05183343

NOTE	REF NO	GRAPHIC REF	PART NUMBER	QTY	PART NAME 1 2 3 4 5 6 (PRODUCT LEVEL)	SEE PAGE
	1	2	5G-0817	2	BUMPER-CONICAL	
	2	1,2	5P-7507	4	ELBOW	
	3	1	164-3649	1	ADAPTER	
	4	1	165-6170	1	PLUG	
	5	1,2	221-2616	6	SPACER (5/16-18X1.75-IN)	
	6	1	239-5572	1	SEAL-INTEGRAL	
	7	1	273-8967	3	BRACKET	
Y	8	2	279-2475	1	FILTER GP-FUMES DISPOSAL (LH)	114
Y	9	2	282-5367	1	FILTER GP-FUMES DISPOSAL (RH)	115
	10	1	348-9705	2	VALVE AS-CHECK (ENGINE OIL) (EACH INCLUDES)	
		1	214-7566	1	SEAL-O-RING	
	11	2	361-7140	1	INDICATOR (CRANKCASE PRESSURE)	
	12	1	370-7095	1	FITTING	
	13	1	386-1249	1	ADAPTER	
	14	1	387-1949	1	TUBE AS	
	15	1	387-1950	1	TUBE AS	
	16	1	399-7936	1	BRACKET	
	17	1	399-7938	1	BRACKET	
	18	1,2	399-7944	6	HOSE	
	19	1	399-7945	1	TUBE	
	20	1	399-7948	1	TUBE	
	21	1	399-7949	1	TUBE	
	22	1	399-7950	1	TUBE	
	23	1	399-7951	1	HOSE	
	24	1	399-7952	1	HOSE	
	25	1	399-7955	1	HOSE AS	
	26	1	399-7958	1	HOSE AS	
	27	1,2	399-9141	2	STRAP	
	28	1	109-1145	2	CLAMP-HOSE	
C	29	1,2	124-6264	14	CLAMP-HOSE	
	30	1	124-6265	2	CLAMP-HOSE	
	31	1	136-4992	1	SPACER (11X19.05X40-MM THK)	
	32	2	152-1332	2	SPACER (10.2X18.5X6.35-MM THK)	
	33	1	164-6819	2	SPACER (12.5X20X7-MM THK)	
C	34	1	1N-5999	2	PLUG-O-RING	
	35	2	316-0488	2	SPACER (11X25X78-MM THK)	
	36	1,2	320-8132	10	CLIP-2 PIECE	
	37	1	349-1209	3	CLIP	
	38	1	3P-1823	1	ADAPTER-PIPE	
	39	1,2	3S-2093	2	STRAP-CABLE	
	40	2	3W-1296	1	SPACER (15.8X21.31X65-MM THK)	
C	41	1	4L-6454	5	BOLT (3/8-16X1-IN)	
C	42	1,2	4L-9337	8	BOLT (3/8-16X1.5-IN)	
	43	1,2	4M-0061	6	BOLT (5/16-18X0.75-IN)	
C	44	1,2	5P-1075	21	WASHER-HARD (10.2X22.5X3-MM THK)	
C	45	1,2	5P-4116	10	WASHER-HARD (8.8X20.5X2-MM THK)	
C	46	1	5P-7813	2	SEAL-O-RING	
	47	1	5P-9085	1	CLIP	
C	48	1	5S-7379	3	BOLT (3/8-16X0.875-IN)	
C	49	2	6V-8186	2	NUT-FULL (5/16-24-THD)	
C	50	2	6V-8189	2	NUT (5/16-18-THD)	
C	51	1,2	6V-8801	21	NUT (3/8-16-THD)	
	52	1	7J-8611	1	ELBOW-PIPE	
C	53	1,2	7X-0288	4	BOLT (3/8-16X1.625-IN)	
	54	1,2	8S-0023	10	CLIP (SLOT)	
CM	55	1	8T-4189	4	BOLT (M8X1.25X20-MM)	
C	56	2	8T-4224	6	WASHER-HARD (8.8X16X2-MM THK)	

LUBRICATION SYSTEM

399-7931 **FILTER GP-FUMES DISPOSAL** (contd.)

i05183343

NOTE	REF NO	GRAPHIC REF	PART NUMBER	QTY	PART NAME						SEE PAGE
					1	2	3	4	5	6 (PRODUCT LEVEL)	
C	57	1,2	8T-4896	28	WASHER-HARD (10.2X18.5X2.5-MM THK)						
C	58	2	8T-9043	2	BOLT (5/16-18X0.875-IN)						
C	59	1	8T-9101	1	BOLT (3/8-16X2.75-IN)						
	60	2	8T-9378	3	BOLT (3/8-16X4-IN)						
C	61	1,2	9B-7237	6	BOLT (3/8-16X1.25-IN)						
D	62	1	6V-1363		HOSE (0.8-M)						

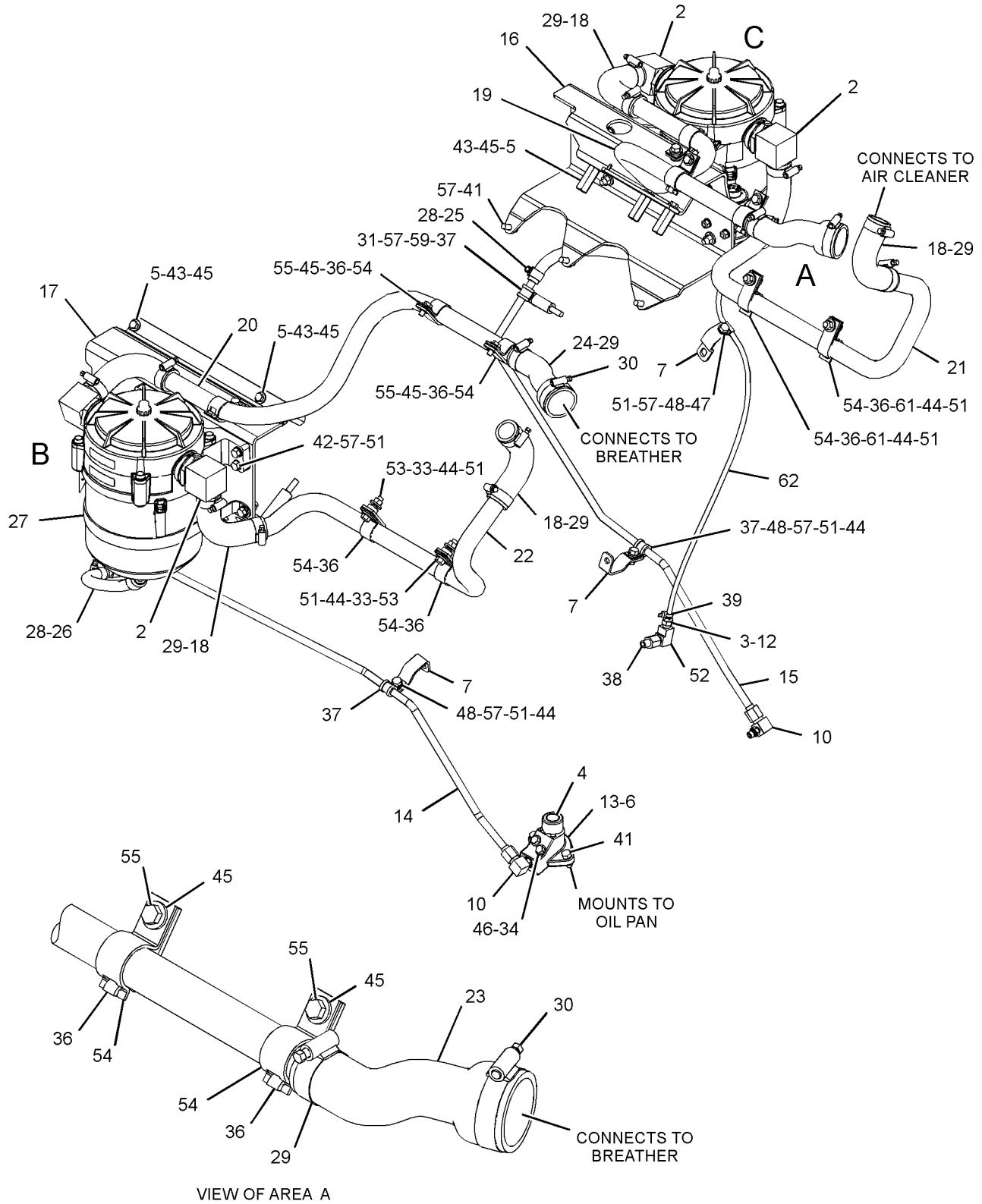
C - CHANGE FROM PREVIOUS TYPE
D - ORDER BY THE METER
M - METRIC PART
Y - SEPARATE ILLUSTRATION

LUBRICATION SYSTEM

399-7931 FILTER GP-FUMES DISPOSAL (contd.)

i05183343

REFER TO ALL ILLUSTRATIONS OF THIS GROUP FOR AUXILIARY VIEWS



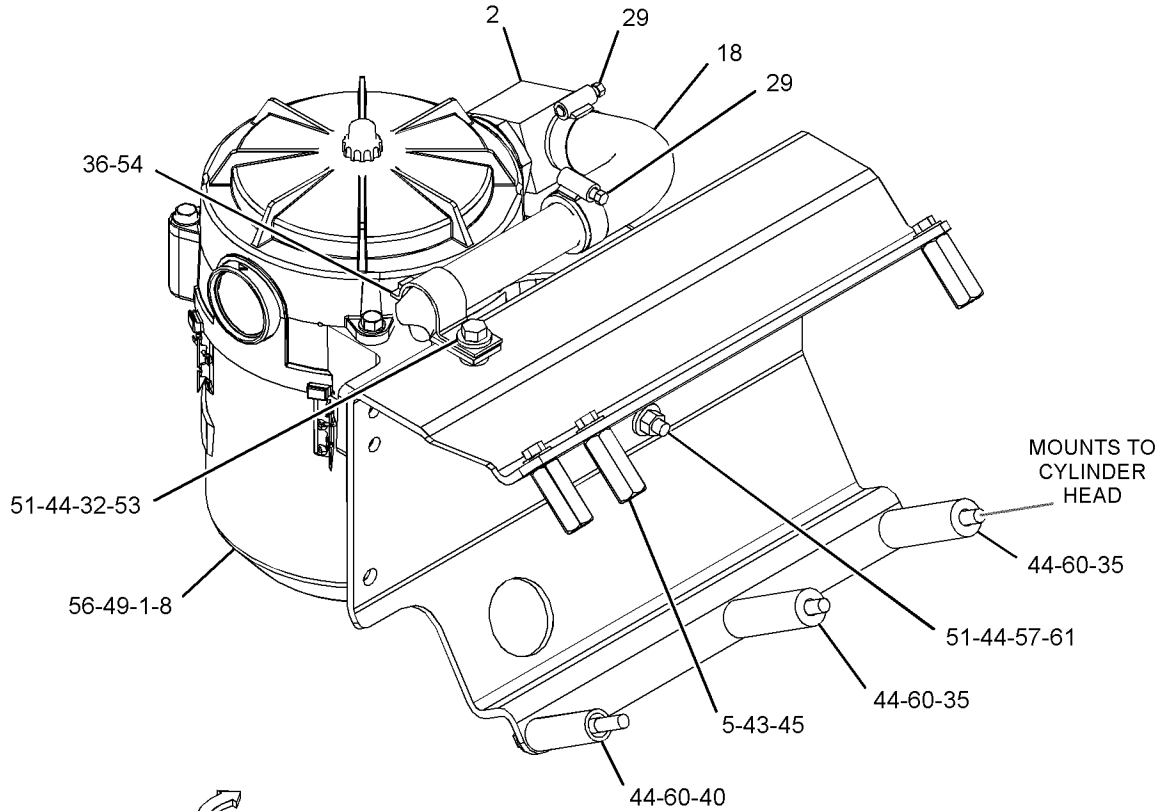
GRAPHIC #1

g03345976

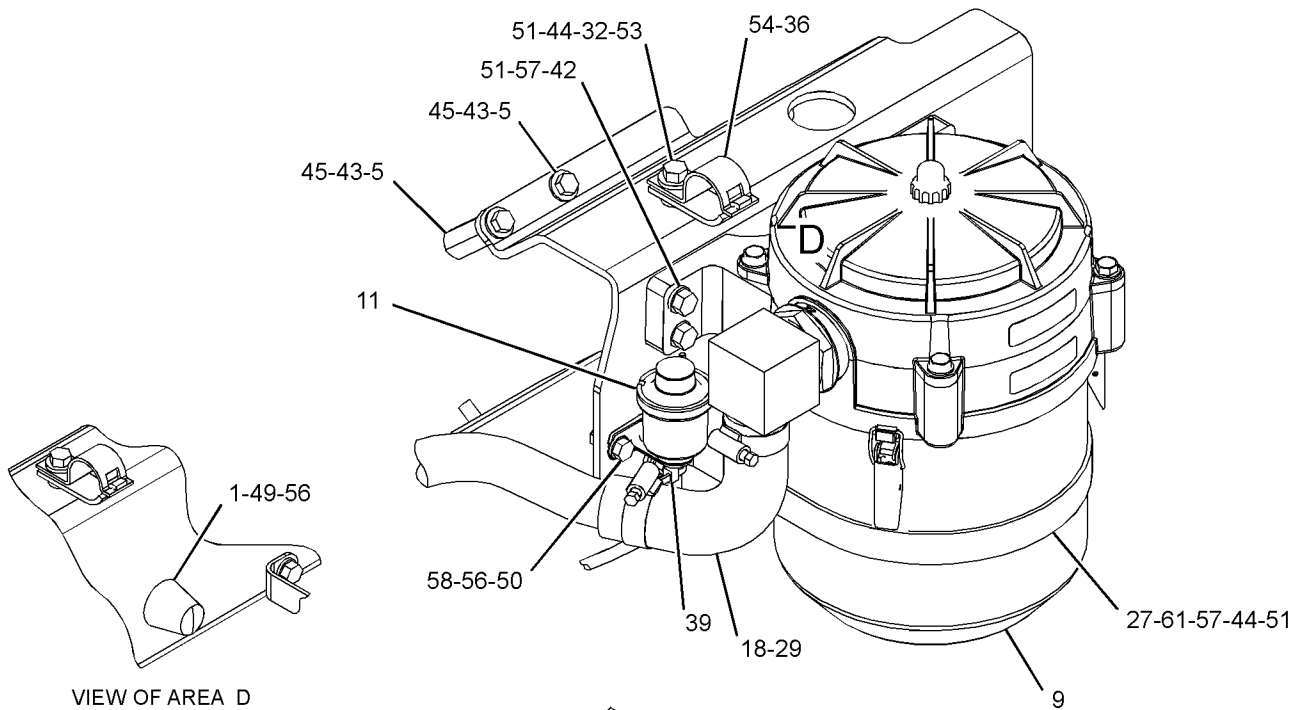
LUBRICATION SYSTEM

399-7931 FILTER GP-FUMES DISPOSAL (contd.)

i05183343



90°
VIEW OF AREA B
(PARTS REMOVED FOR CLARITY)



VIEW OF AREA D
(FILTER REMOVED)

90°
VIEW OF AREA C
(PARTS REMOVED FOR CLARITY)

GRAPHIC #2

<END>

g03345977

LUBRICATION SYSTEM

399-7935 FILTER GP-FUMES DISPOSAL

FOR USE WITH C32 TIER III MARINE ENGINES

AN ATTACHMENT

SMCS-1074

i05183346

NOTE	REF NO	GRAPHIC REF	PART NUMBER	QTY	PART NAME 1 2 3 4 5 6 (PRODUCT LEVEL)	SEE PAGE
	1	1,2	5G-0817	2	BUMPER-CONICAL	
	2	2	5P-7507	4	ELBOW	
	3	2	164-3649	1	ADAPTER	
	4	2	165-6170	1	PLUG	
	5	2	221-2616	6	SPACER (5/16-18X1.75-IN)	
	6	2	239-5572	1	SEAL-INTEGRAL	
	7	2	273-8967	2	BRACKET	
Y	8	2	279-2475	1	FILTER GP-FUMES DISPOSAL (LH)	114
Y	9	2	282-5367	1	FILTER GP-FUMES DISPOSAL (RH)	115
	10	2	348-9705	2	VALVE AS-CHECK (ENGINE OIL)	
					(EACH INCLUDES)	
		2	214-7566	1	SEAL-O-RING	
	11	2	361-7140	1	INDICATOR (CRANKCASE PRESSURE)	
	12	2	370-7095	1	FITTING	
	13	2	386-1249	1	ADAPTER	
	14	2	387-1949	1	TUBE AS	
	15	2	387-1950	1	TUBE AS	
	16	2	399-7936	1	BRACKET	
	17	2	399-7938	1	BRACKET	
	18	1,2	399-7944	6	HOSE	
	19	1	399-7945	1	TUBE	
	20	1	399-7948	1	TUBE	
	21	1	399-7949	1	TUBE	
	22	1	399-7950	1	TUBE	
	23	1	399-7951	1	HOSE	
	24	1	399-7952	1	HOSE	
	25	2	399-7955	1	HOSE AS	
	26	2	399-7958	1	HOSE AS	
	27	2	399-9141	2	STRAP	
	28	2	109-1145	2	CLAMP-HOSE	
C	29	1,2	124-6264	14	CLAMP-HOSE	
C	30	1	124-6265	2	CLAMP-HOSE	
	31	2	136-4992	1	SPACER (11X19.05X40-MM THK)	
	32	2	152-1332	2	SPACER (10.2X18.5X6.35-MM THK)	
	33	2	164-6819	2	SPACER (12.5X20X7-MM THK)	
C	34	2	1N-5999	2	PLUG-O-RING	
	35	2	316-0488	2	SPACER (11X25X78-MM THK)	
	36	1,2	320-8132	10	CLIP-2 PIECE	
	37	2	349-1209	3	CLIP	
	38	2	3S-2093	2	STRAP-CABLE	
	39	1	3W-1296	1	SPACER (15.8X21.31X65-MM THK)	
	40	2	4D-8123	1	CLIP	
C	41	2	4L-6454	5	BOLT (3/8-16X1-IN)	
C	42	1,2	4L-9337	8	BOLT (3/8-16X1.5-IN)	
	43	2	4M-0061	6	BOLT (5/16-18X0.75-IN)	
C	44	1,2	5P-1075	21	WASHER-HARD (10.2X22.5X3-MM THK)	
C	45	1,2	5P-4116	10	WASHER-HARD (8.8X20.5X2-MM THK)	
C	46	2	5P-7813	2	SEAL-O-RING	
C	47	2	5S-7379	2	BOLT (3/8-16X0.875-IN)	
C	48	1,2	6V-8186	2	NUT-FULL (5/16-24-THD)	
C	49	2	6V-8189	2	NUT (5/16-18-THD)	
C	50	1,2	6V-8801	20	NUT (3/8-16-THD)	
	51	2	7J-8611	1	ELBOW-PIPE	
C	52	2	7X-0288	4	BOLT (3/8-16X1.625-IN)	
	53	1,2	8S-0023	10	CLIP (SLOT)	
CM	54	1	8T-4189	4	BOLT (M8X1.25X20-MM)	
C	55	1,2	8T-4224	6	WASHER-HARD (8.8X16X2-MM THK)	
C	56	1,2	8T-4896	26	WASHER-HARD (10.2X18.5X2.5-MM THK)	

LUBRICATION SYSTEM

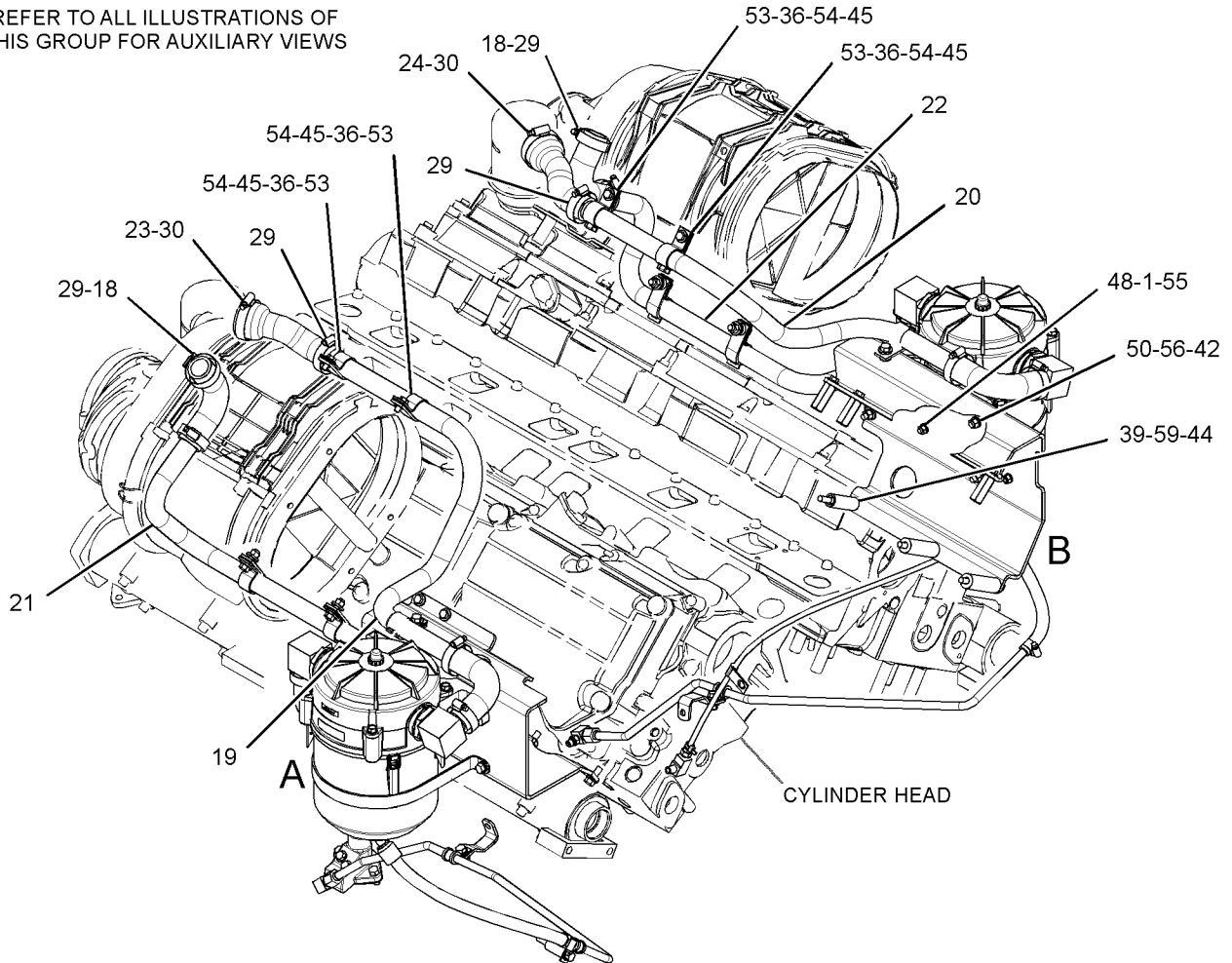
399-7935 FILTER GP-FUMES DISPOSAL (contd.)

i05183346

NOTE	REF NO	GRAPHIC REF	PART NUMBER	QTY	PART NAME						SEE PAGE
					1	2	3	4	5	6 (PRODUCT LEVEL)	
C	57	2	8T-9043	2	BOLT (5/16-18X0.875-IN)						
C	58	2	8T-9101	1	BOLT (3/8-16X2.75-IN)						
	59	1,2	8T-9378	3	BOLT (3/8-16X4-IN)						
C	60	2	9B-7237	6	BOLT (3/8-16X1.25-IN)						
D	61	2	6V-1363		HOSE (0.9-M)						

C - CHANGE FROM PREVIOUS TYPE
D - ORDER BY THE METER
M - METRIC PART
Y - SEPARATE ILLUSTRATION

REFER TO ALL ILLUSTRATIONS OF THIS GROUP FOR AUXILIARY VIEWS



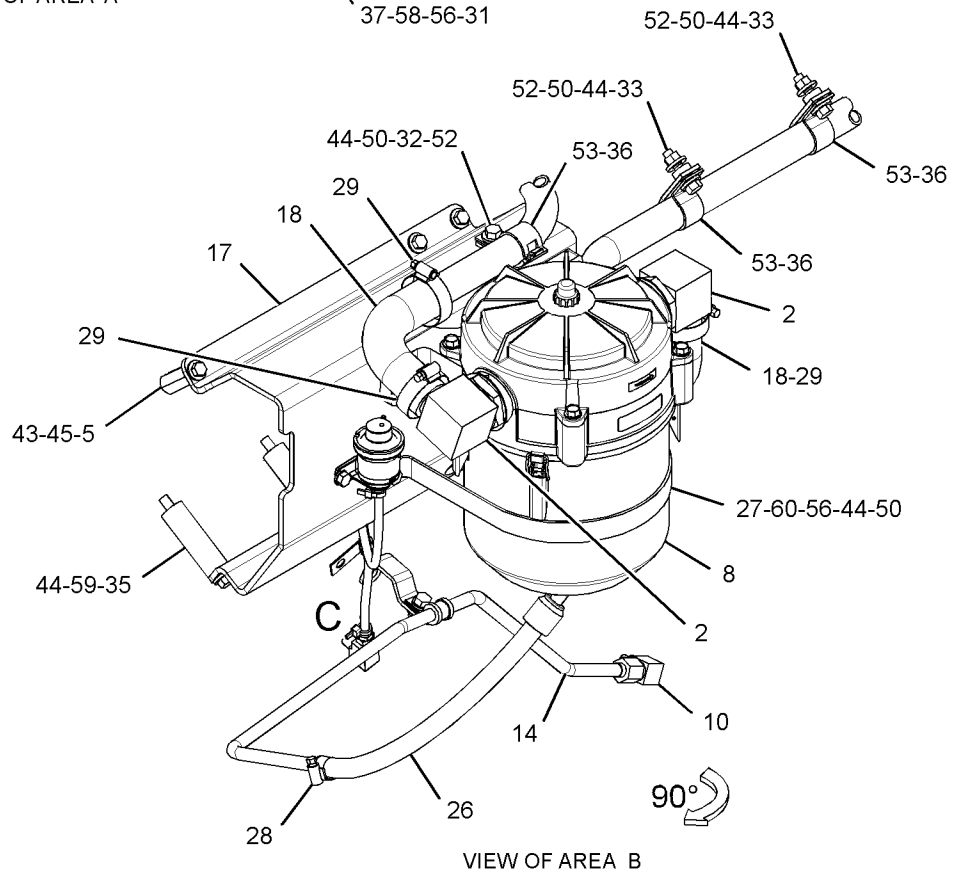
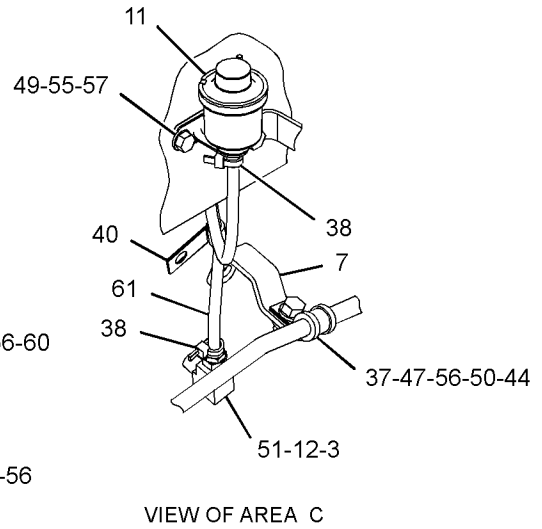
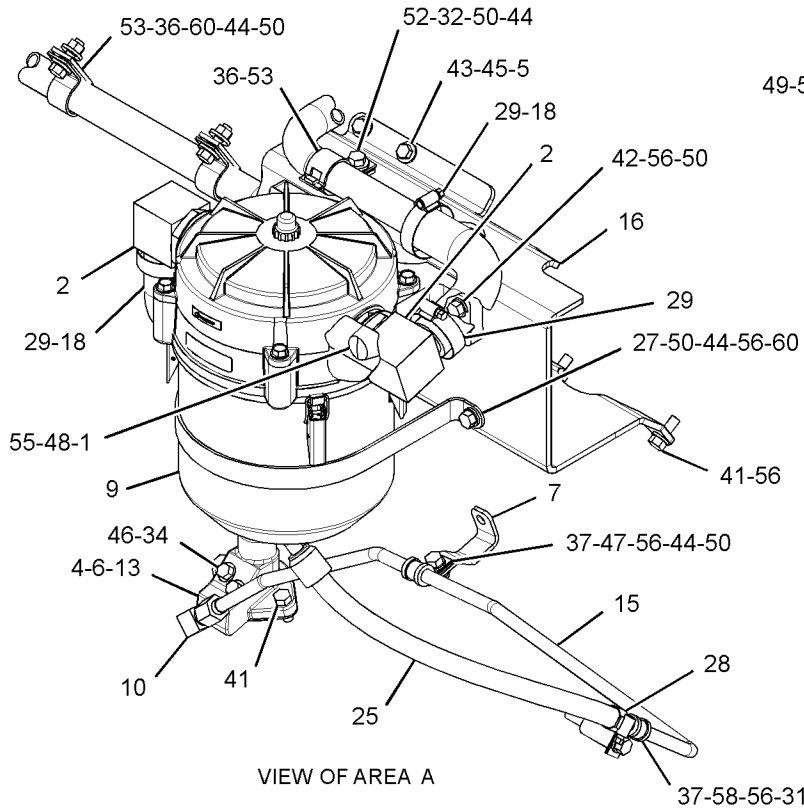
GRAPHIC #1

g03345767

LUBRICATION SYSTEM

399-7935 FILTER GP-FUMES DISPOSAL (contd.)

i05183346



GRAPHIC #2

<END>

g03345768

LUBRICATION SYSTEM

421-7468 FUMES DISPOSAL GP

RH

FOR USE WITH FRONT MOUNT SEAWATER PUMP C32 SCAC AUX ENGINES
AN ATTACHMENT

SMCS-1074, 1317

i05258761

NOTE	REF NO	GRAPHIC REF	PART NUMBER	QTY	PART NAME						SEE PAGE
					1	2	3	4	5	6 (PRODUCT LEVEL)	
	1	1	5G-0817	2	BUMPER-CONICAL						
	2	1	5P-7507	4	ELBOW						
	3	1	164-3649	1	ADAPTER						
	4	1	165-6170	1	PLUG						
	5	1	221-2616	6	SPACER (5/16-18X1.75-IN)						
	6	1	239-5572	1	SEAL-INTEGRAL						
	7	1	273-8967	3	BRACKET						
Y	8	1	279-2475	1	FILTER GP-FUMES DISPOSAL (LH)						114
Y	9	1	282-5367	1	FILTER GP-FUMES DISPOSAL (RH)						115
	10	1	348-9705	2	VALVE AS-CHECK (ENGINE OIL) (EACH INCLUDES)						
		1	214-7566	1	SEAL-O-RING						
	11	1	361-7140	1	INDICATOR (CRANKCASE PRESSURE)						
	12	1	370-7095	1	FITTING						
	13	1	386-1249	1	ADAPTER						
	14	1	387-1949	1	TUBE AS						
	15	1	387-1950	1	TUBE AS						
	16	1	399-7938	1	BRACKET						
	17	1	399-7944	6	HOSE						
	18	1	399-7948	1	TUBE						
	19	1	399-7949	1	TUBE						
	20	1	399-7950	1	TUBE						
	21	1	399-7951	1	HOSE						
	22	1	399-7952	1	HOSE						
	23	1	399-7955	1	HOSE AS						
	24	1	399-7958	1	HOSE AS						
	25	1	399-9141	2	STRAP						
	26	1	421-7465	1	TUBE						
	27	1	421-7466	1	BRACKET						
	28	1	0L-1351	3	BOLT (3/8-16X0.875-IN)						
	29	1	0S-1588	6	BOLT (3/8-16X1.25-IN)						
	30	1	0S-1591	8	BOLT (3/8-16X1.5-IN)						
	31	1	0S-1594	3	BOLT (3/8-16X1-IN)						
	32	1	0T-0573	1	BOLT (3/8-16X2.75-IN)						
	33	1	109-1145	2	CLAMP-HOSE						
	34	1	124-6265	2	CLAMP-HOSE						
	35	1	136-4992	1	SPACER (11X19.05X40-MM THK)						
	36	1	152-1332	2	SPACER (10.2X18.5X6.35-MM THK)						
	37	1	164-6819	2	SPACER (12.5X20X7-MM THK)						
	38	1	2A-4639	4	BOLT (3/8-16X1.625-IN)						
	39	1	2B-2695	2	BOLT (5/16-18X0.875-IN)						
	40	1	316-0488	3	SPACER (11X25X78-MM THK)						
	41	1	320-8132	10	CLIP-2 PIECE						
	42	1	349-1209	3	CLIP						
	43	1	3E-4352	4	WASHER-HARD (8.8X20.5X2.5-MM THK)						
	44	1	3P-1823	1	ADAPTER-PIPE						
	45	1	3S-2093	2	STRAP-CABLE						
	48	1	4M-0061	6	BOLT (5/16-18X0.75-IN)						
	49	1	5M-2894	28	WASHER-HARD (10.2X18.5X2.5-MM THK)						
	50	1	5P-4116	6	WASHER-HARD (8.8X20.5X2-MM THK)						
	51	1	5P-9085	1	CLIP						
	52	1	5S-0003	4	NUT (5/16-18-THD)						
M	53	1	6V-5217	4	BOLT (M8X1.25X20-MM)						
	54	1	7J-8611	1	ELBOW-PIPE						
	55	1	8S-0023	10	CLIP (SLOT)						
	56	1	8T-9378	3	BOLT (3/8-16X4-IN)						

LUBRICATION SYSTEM

421-7468 FUMES DISPOSAL GP (contd.)

i05258761

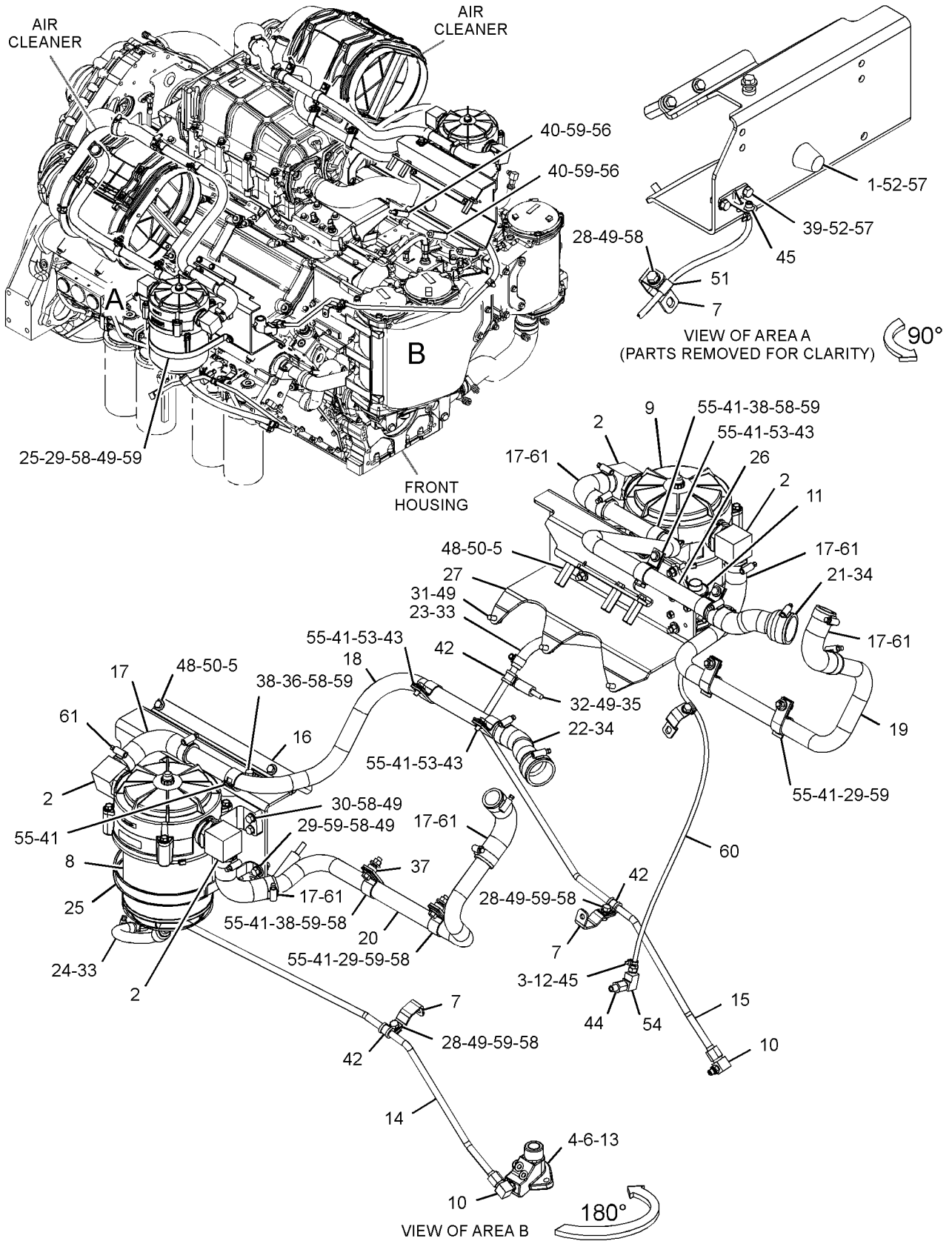
NOTE	REF NO	GRAPHIC REF	PART NUMBER	QTY	PART NAME						SEE PAGE
					1	2	3	4	5	6 (PRODUCT LEVEL)	
	57	1	9M-1974	6	WASHER-HARD (8.8X16X2-MM THK)						
	58	1	9S-8752	21	NUT-FULL (3/8-16-THD)						
	59	1	9X-6458	21	WASHER-HARD (10.2X22.5X3-MM THK)						
D	60	1	6V-1363		HOSE (0.8-M)						
	61	1	124-6264	14	CLAMP-HOSE						

D - ORDER BY THE METER
M - METRIC PART
Y - SEPARATE ILLUSTRATION

LUBRICATION SYSTEM

421-7468 FUMES DISPOSAL GP (contd.)

i05258761



GRAPHIC #1

<END>

g03348357

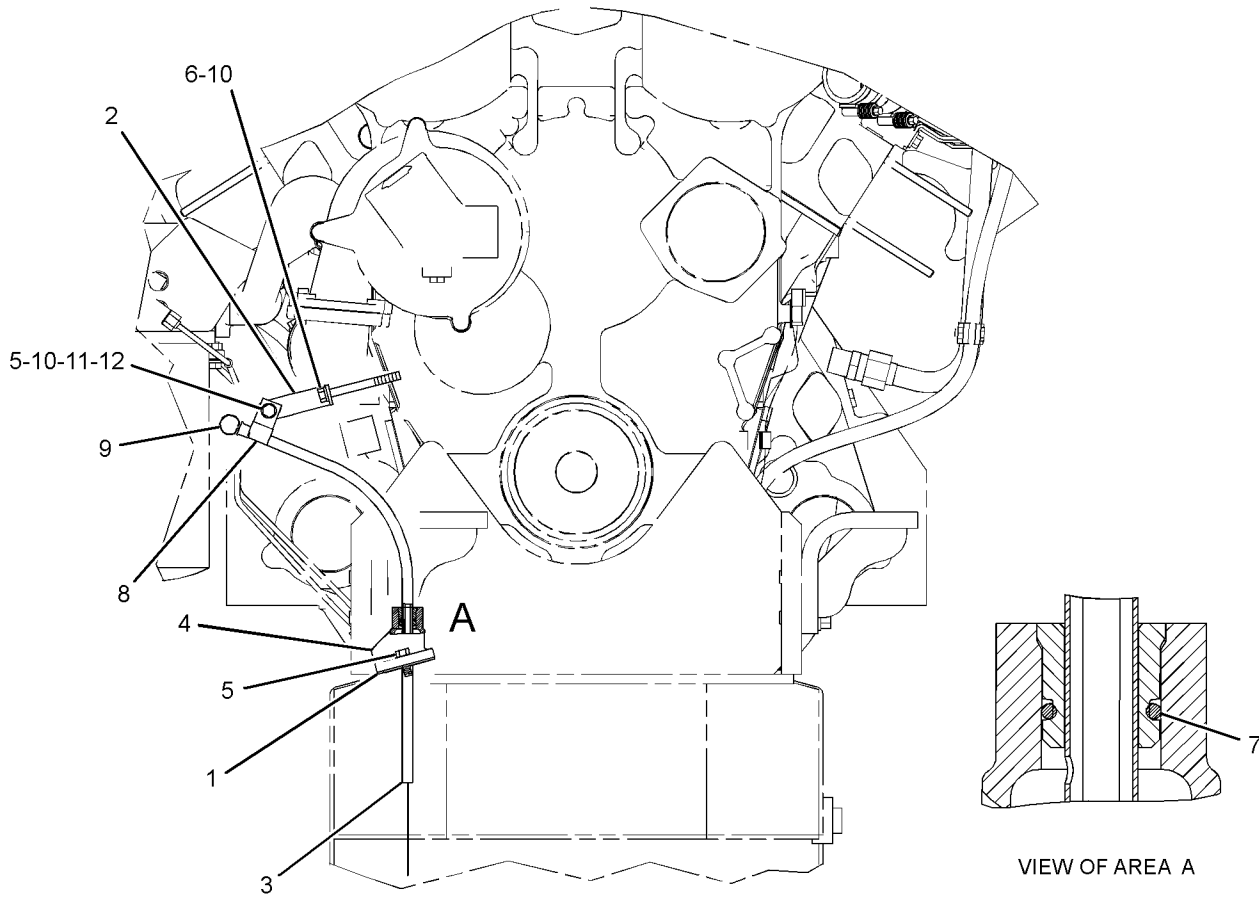
LUBRICATION SYSTEM

324-5317 GAUGE GP-OIL LEVEL (DIPSTICK)-ENGINE FOR USE WITH RH SERVICE ONLY AN ATTACHMENT

SMCS-1326

i03120335

NOTE	REF NO	GRAPHIC REF	PART NUMBER	QTY	PART NAME						SEE PAGE
					1	2	3	4	5	6 (PRODUCT LEVEL)	
	1	1	239-5572	1	SEAL - INTEGRAL						
	2	1	273-8967	1	BRACKET						
	3	1	273-8968	1	TUBE AS-OIL GAUGE						
	4	1	294-8024	1	ADAPTER						
	5	1	0S-1594	3	BOLT (3/8-16X1-IN)						
	6	1	0S-1608	1	BOLT (3/8-16X3.75-IN)						
	7	1	118-5068	1	SEAL-O-RING						
	8	1	124-0174	1	CLIP						
	9	1	155-5225	1	GAUGE AS-OIL LEVEL (DIPSTICK) (ENGINE)						
	10	1	5M-2894	2	WASHER-HARD (10.2X18.5X2.5-MM THK)						
	11	1	9S-8752	1	NUT-FULL (3/8-16-THD)						
	12	1	9X-6458	1	WASHER-HARD (10.2X22.5X3-MM THK)						



FRONT VIEW OF ENGINE

GRAPHIC #1

<END>

g01584715

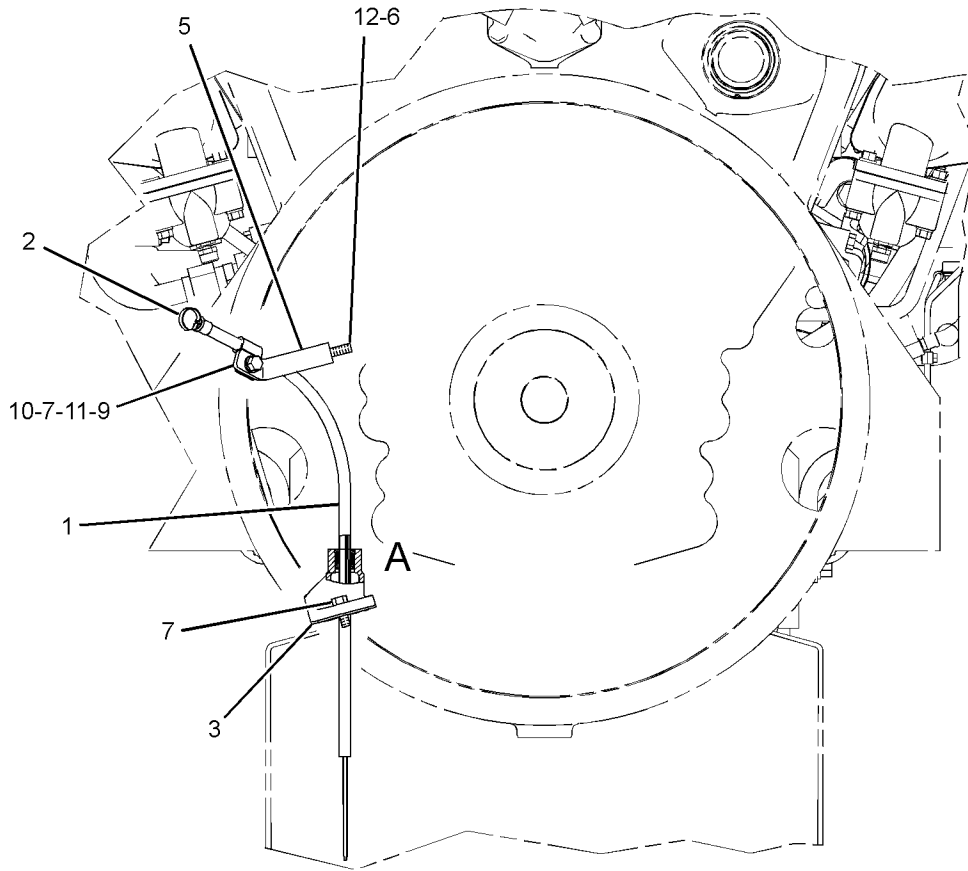
LUBRICATION SYSTEM

324-5318 GAUGE GP-OIL LEVEL (DIPSTICK)-ENGINE FOR USE WITH LH SERVICE ONLY AN ATTACHMENT

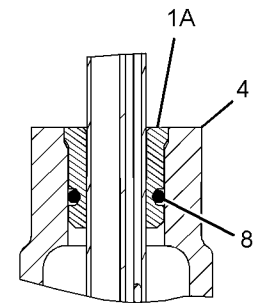
SMCS-1326

i03100367

NOTE	REF NO	GRAPHIC REF	PART NUMBER	QTY	PART NAME						SEE PAGE
					1	2	3	4	5	6 (PRODUCT LEVEL)	
	1	1	8N-1174	1	GUIDE AS-OIL LEVEL GAUGE						
	1A	1	4N-1294	1	ADAPTER						
	2	1	155-5225	1	GAUGE AS-OIL LEVEL (DIPSTICK) (ENGINE)						
	3	1	239-5572	1	SEAL-INTEGRAL						
	4	1	294-8024	1	ADAPTER						
	5	1	294-8025	1	BRACKET						
	6	1	0S-1588	1	BOLT (3/8-16X1.25-IN)						
	7	1	0S-1594	3	BOLT (3/8-16X1-IN)						
	8	1	118-5068	1	SEAL-O-RING						
	9	1	5M-2894	2	WASHER-HARD (10.2X18.5X2.5-MM THK)						
	10	1	5P-9299	1	CLIP						
	11	1	9S-8752	1	NUT-FULL (3/8-16-THD)						
	12	1	9X-6458	1	WASHER-HARD (10.2X22.5X3-MM THK)						



REAR VIEW OF ENGINE



VIEW OF AREA A

GRAPHIC #1

<END>

g01584959

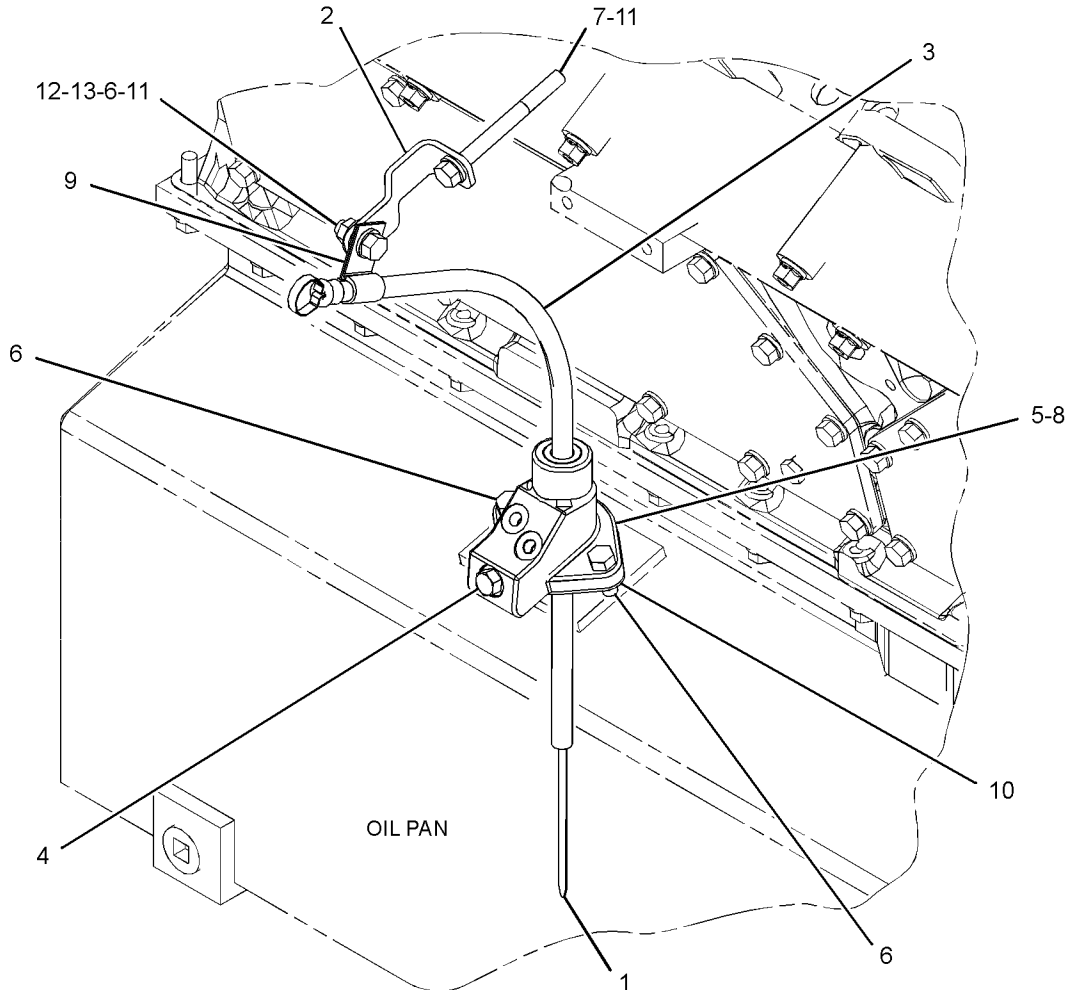
LUBRICATION SYSTEM

421-9636 GAUGE GP-OIL LEVEL (DIPSTICK)-RH AN ATTACHMENT

SMCS-1326

i05140439

NOTE	REF NO	GRAPHIC REF	PART NUMBER	QTY	PART NAME						SEE PAGE
					1	2	3	4	5	6	
	1	1	155-5225	1	GAUGE AS-OIL LEVEL (DIPSTICK)						
	2	1	273-8967	1	BRACKET						
	3	1	273-8968	1	TUBE AS-OIL GAUGE						
	4	1	366-4698	1	PLUG AS						
		1	3J-7354	1	SEAL-O-RING						
		1	360-3690	1	PLUG						
	5	1	386-1249	1	ADAPTER						
	6	1	0S-1594	3	BOLT (3/8-16X1-IN)						
	7	1	0S-1608	1	BOLT (3/8-16X3.75-IN)						
	8	1	118-5068	1	SEAL-O-RING						
	9	1	124-0174	1	CLIP						
	10	1	239-5572	1	SEAL-INTEGRAL						
	11	1	5M-2894	2	WASHER-HARD (10.2X18.5X2.5-MM THK)						
	12	1	9S-8752	1	NUT-FULL (3/8-16-THD)						
	13	1	9X-6458	1	WASHER-HARD (10.2X22.5X3-MM THK)						



GRAPHIC #1

<END>

g03356856

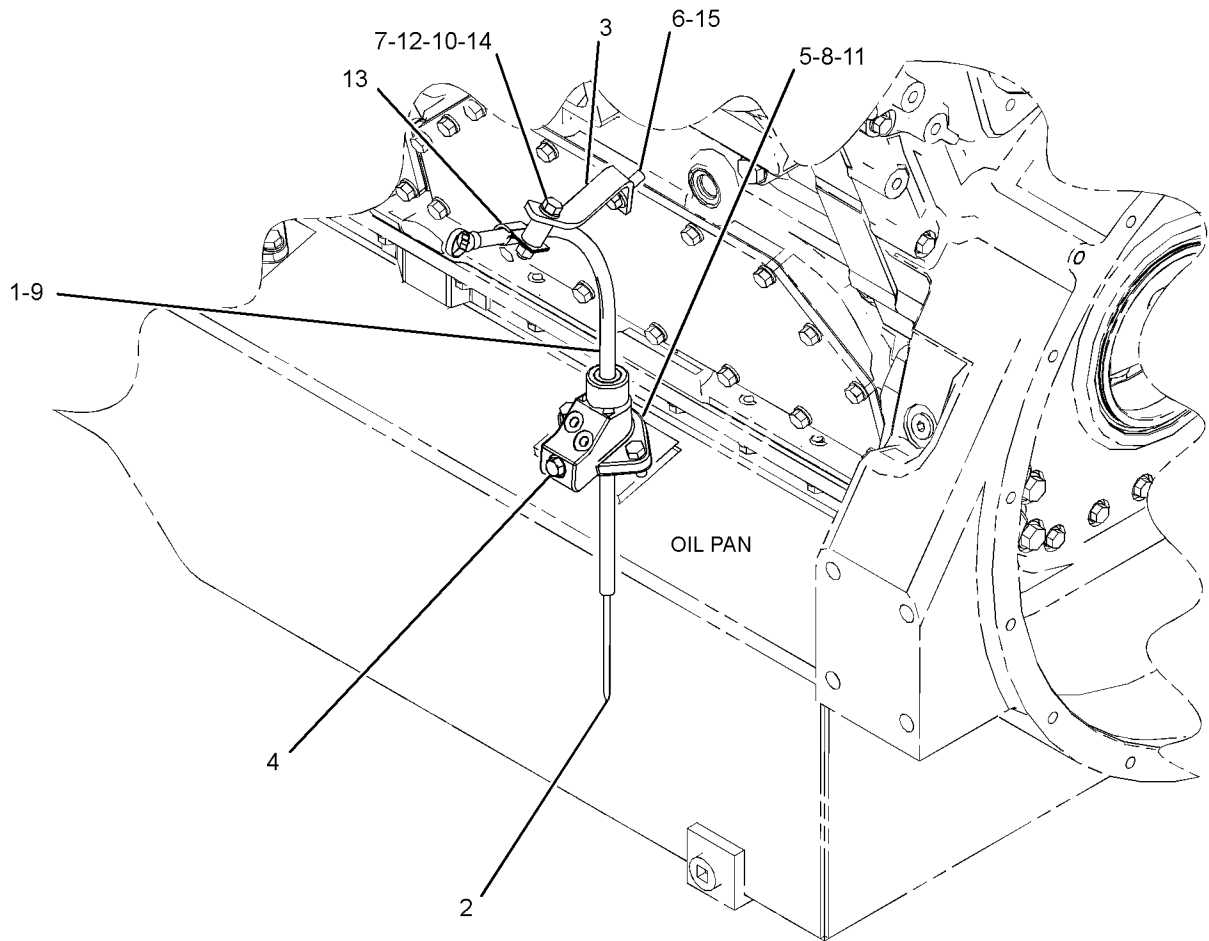
LUBRICATION SYSTEM

421-9637 GAUGE GP-OIL LEVEL (DIPSTICK) FOR USE WITH C32 TIER III SCAC MARINE ENGINE WITH LH SERVICE ONLY AN ATTACHMENT

SMCS-1326

i05162052

NOTE	REF NO	GRAPHIC REF	PART NUMBER	QTY	PART NAME						SEE PAGE
					1	2	3	4	5	6 (PRODUCT LEVEL)	
1	1	1	8N-1174	1	GUIDE AS-OIL LEVEL GAUGE						
		1	4N-1294	1	ADAPTER						
2	1	1	155-5225	1	GAUGE AS-OIL LEVEL (DIPSTICK) (ENGINE)						
3	1	1	294-8025	1	BRACKET						
4	1	1	366-4698	1	PLUG AS						
		1	3J-7354	1	SEAL-O-RING						
		1	360-3690	1	PLUG						
5	1	1	386-1249	1	ADAPTER						
6	1	1	0S-1588	1	BOLT (3/8-16X1.25-IN)						
7	1	1	0S-1590	1	BOLT (3/8-16X2-IN)						
8	1	1	0S-1594	2	BOLT (3/8-16X1-IN)						
9	1	1	118-5068	1	SEAL-O-RING						
10	1	1	1M-3381	1	SPACER (0.438X0.75X1-IN THK)						
11	1	1	239-5572	1	SEAL-INTEGRAL						
12	1	1	5M-2894	2	WASHER-HARD (10.2X18.5X2.5-MM THK)						
13	1	1	5P-9299	1	CLIP						
14	1	1	9S-8752	1	NUT-FULL (3/8-16-THD)						
15	1	1	9X-6458	1	WASHER-HARD (10.2X22.5X3-MM THK)						



GRAPHIC #1

<END>

g03345992

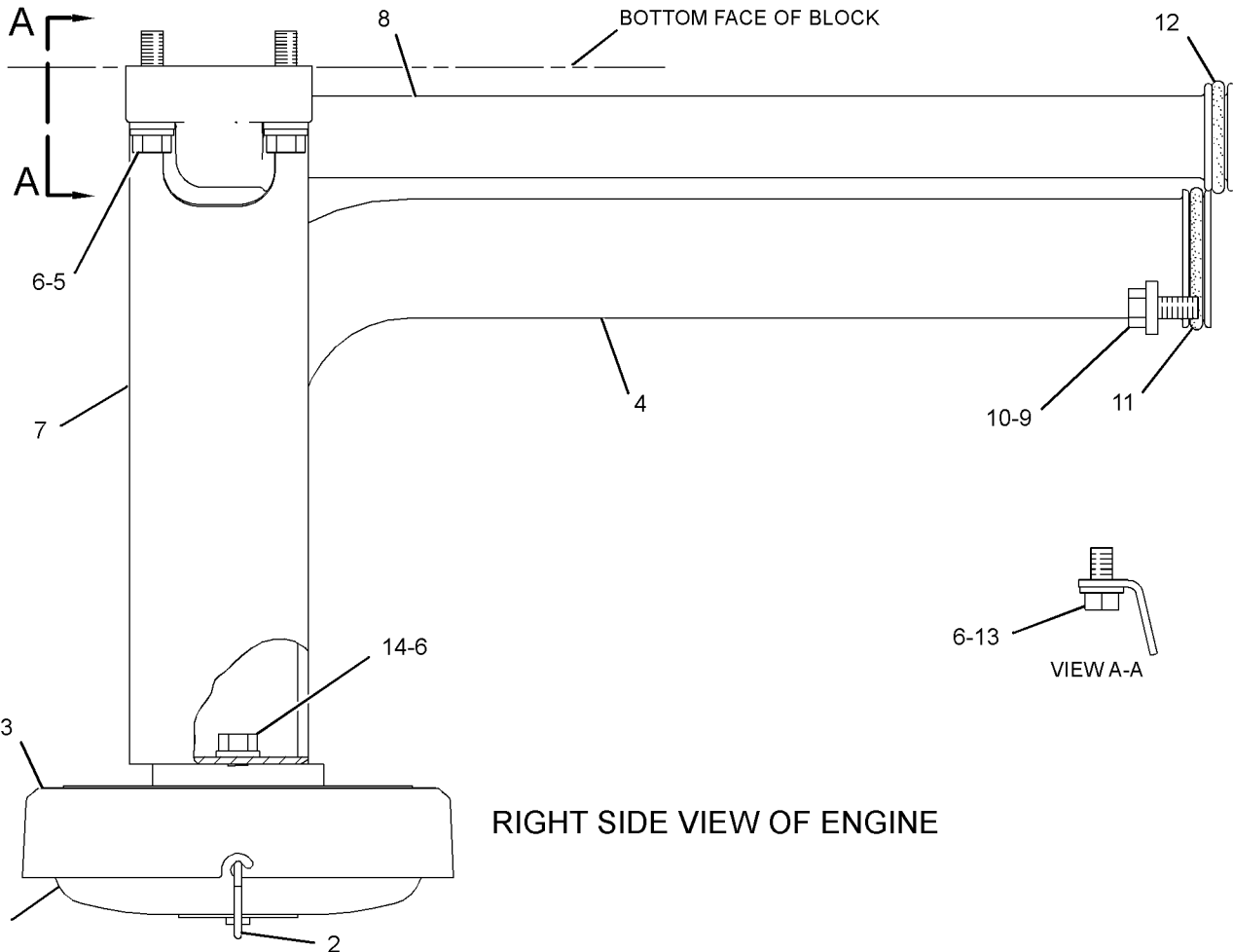
LUBRICATION SYSTEM

144-4306 LINES GP-ENGINE OIL

SMCS-1307

i04048096

NOTE	REF NO	GRAPHIC REF	PART NUMBER	QTY	PART NAME						SEE PAGE
					1	2	3	4	5	6	
	1	1	4N-0913	1	SCREEN-STRAINER (ENGINE OIL LINES)						
	2	1	4N-0914	1	CLIP						
	3	1	8N-2104	1	BELL AS-SUCTION						
		1	1F-0750	2	NUT-WELD (3/8-16-THD)						
	4	1	139-6118	1	TUBE AS-SUCTION						
	5	1	0S-1571	2	BOLT (3/8-16X1.75-IN)						
	6	1	5M-2894	6	WASHER-HARD (10.2X18.5X2.5-MM THK)						
	7	1	6N-1050	1	SUPPORT-BELL						
	8	1	116-2699	1	TUBE AS						
	9	1	0L-1351	1	BOLT (3/8-16X0.875-IN)						
	10	1	8M-9024	1	WASHER-HARD (10.2X22.5X5-MM THK)						
	11	1	3P-0650	1	SEAL-O-RING						
	12	1	5P-8068	1	SEAL-O-RING						
	13	1	0S-0509	2	BOLT (3/8-16X0.75-IN)						
	14	1	1A-2029	2	BOLT (3/8-16X1.125-IN)						



GRAPHIC #1

<END>

g01534446

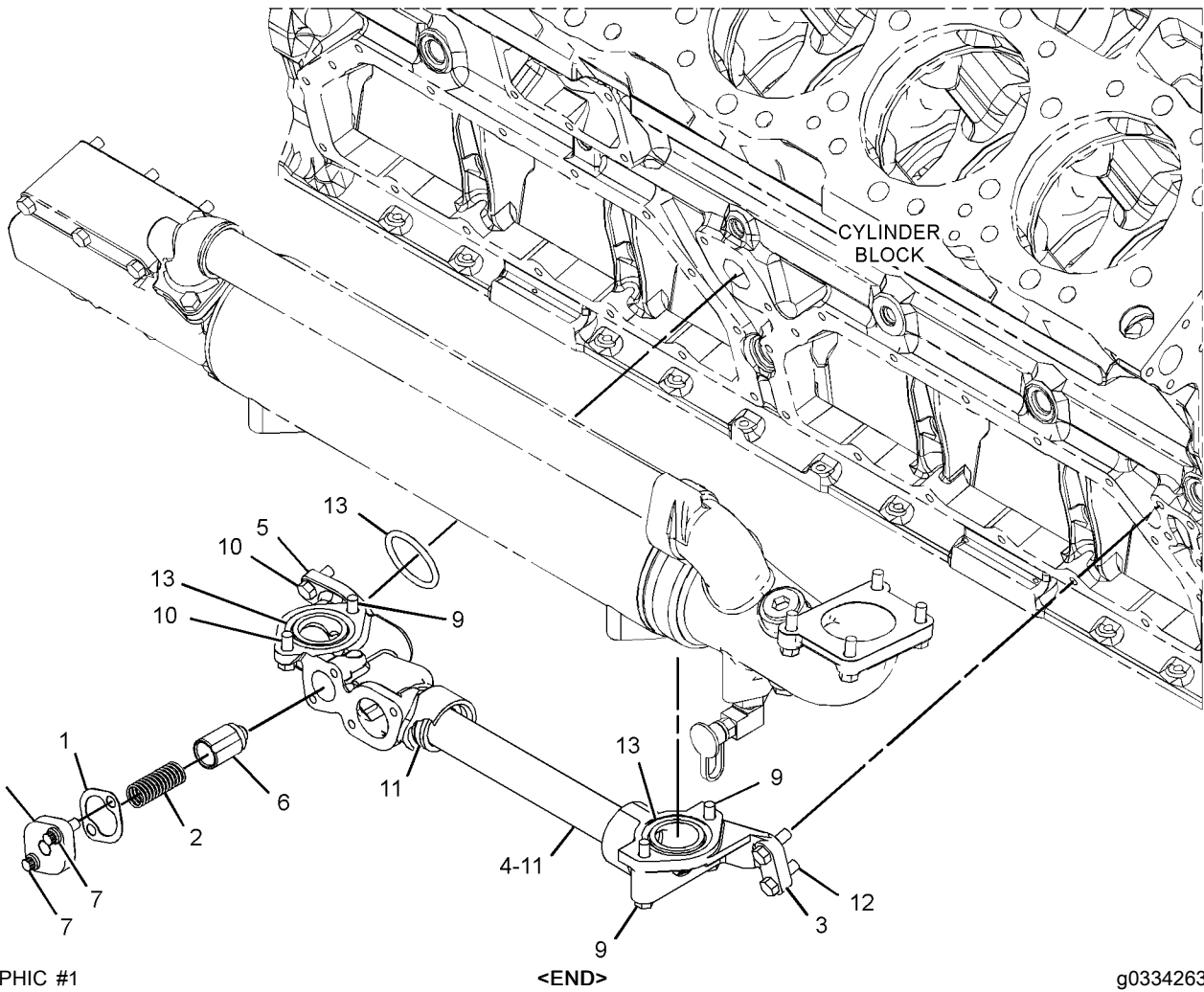
LUBRICATION SYSTEM

348-1860 LINES GP-ENGINE OIL

SMCS-1307

i05237469

NOTE	REF NO	GRAPHIC REF	PART NUMBER	QTY	PART NAME						SEE PAGE
					1	2	3	4	5	6 (PRODUCT LEVEL)	
	1	1	2P-3760	1	GASKET						
	2	1	4N-8150	1	SPRING						
	3	1	6N-0452	1	ELBOW-COOLER OUTLET						
	4	1	6N-0624	1	TUBE AS-OUTLET						
	5	1	6N-0448	1	MANIFOLD						
	6	1	9M-0853	1	PLUNGER-VALVE						
	7	1	1T-0765	2	BOLT (3/8-16X1-IN)						
	8	1	348-1856	1	COVER						
	9	1	0L-2070	3	BOLT (3/8-16X2.25-IN)						
	10	1	0S-1594	3	BOLT (3/8-16X1-IN)						
	11	1	109-0078	2	SEAL-O-RING						
	12	1	1A-2029	2	BOLT (3/8-16X1.125-IN)						
	13	1	3P-0650	3	SEAL-O-RING						



g03342633

LUBRICATION SYSTEM

380-7738 LINES GP-TURBOCHARGER OIL

C32 MARINE APPLICATIONS

FOR USE WITH 370-1018-PAGE: 213

ALSO AN ATTACHMENT

SMCS-1052, 1307

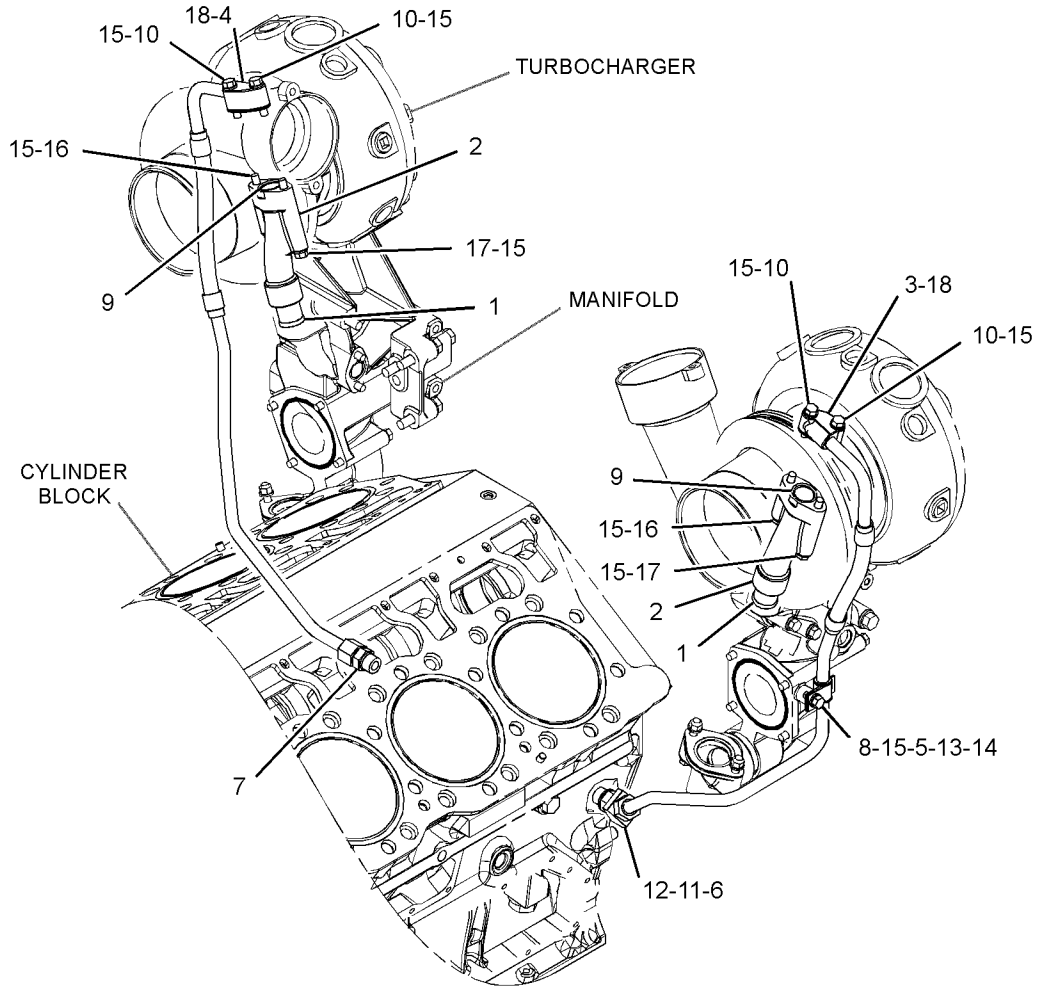
i05280870

NOTE	REF NO	GRAPHIC REF	PART NUMBER	QTY	PART NAME						SEE PAGE
					1	2	3	4	5	6 (PRODUCT LEVEL)	
	1	1	365-4860	2	SEAL - INTEGRAL						
	2	1	371-6233	2	ELBOW						
	3	1	420-4451	1	LINE AS						
	4	1	380-7743	1	TUBE AS-OIL						
	5	1	100-3237	1	GROMMET						
	6	1	228-7091	1	SEAL-O-RING						
	7	1	281-5977	1	CONNECTOR AS						
		1	6V-8642	1	CONNECTOR						
		1	228-7091	1	SEAL-O-RING						
		1	238-5081	1	SEAL-O-RING						
8	1		5M-3062	1	BOLT (3/8-16X0.75-IN)						
9	1		5P-7530	2	SEAL-O-RING						
10	1		5S-7383	4	BOLT (3/8-16X1.75-IN)						
11	1		238-5081	1	SEAL-O-RING						
12	1		6V-9003	1	ELBOW						
13	1		8T-1887	1	CLIP (SLOT)						
14	1		8T-1888	1	CLIP (TAB)						
15	1		8T-4896	9	WASHER-HARD (10.2X18.5X2.5-MM THK)						
16	1		8T-8915	2	BOLT (3/8-16X3.25-IN)						
17	1		8T-9378	2	BOLT (3/8-16X4-IN)						
18	1		198-6068	2	SEAL - INTEGRAL						

LUBRICATION SYSTEM

380-7738 LINES GP-TURBOCHARGER OIL (contd.)

i05280870



GRAPHIC #1

<END>

g03290357

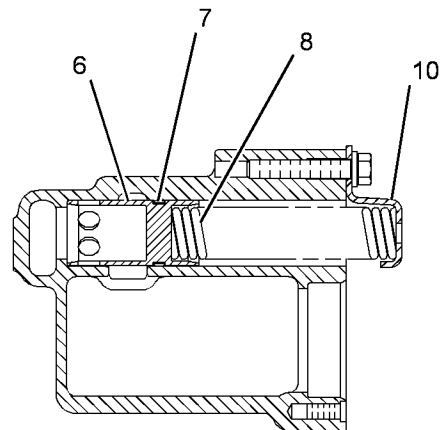
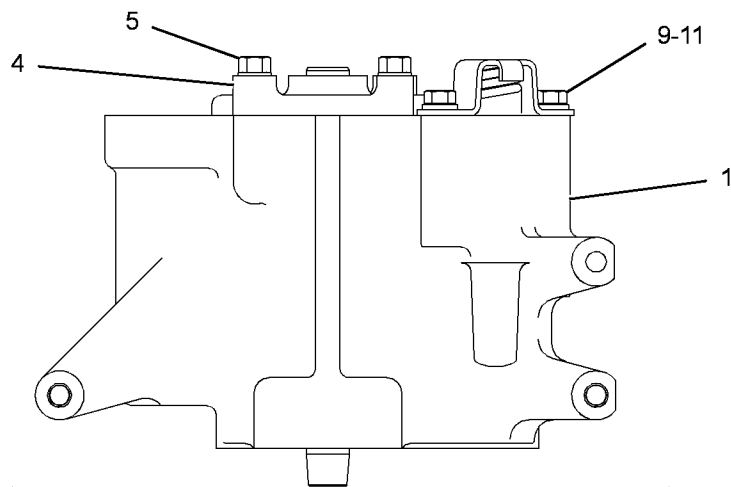
LUBRICATION SYSTEM

116-1980 PUMP GP-ENGINE OIL*R

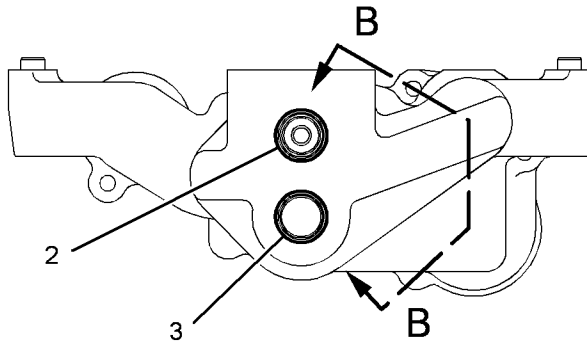
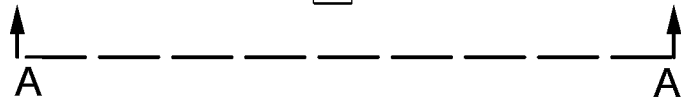
SMCS-1304, 1315

i04782519

NOTE	REF NO	GRAPHIC REF	PART NUMBER	QTY	PART NAME						SEE PAGE
					1	2	3	4	5	6 (PRODUCT LEVEL)	
	1	1	116-1979	1	BODY AS-OIL PUMP						
		1	7N-2156	2	BUSHING						
		1	8M-8489	2	DOWEL						
2	1	1	105-1482	1	SHAFT AS-PUMP DRIVE						
3	1	1	107-7373	1	SHAFT AS-IDLER						
4	1	1	127-6356	1	COVER AS-PUMP						
		1	8S-6511	2	BUSHING						
5	1	1	2P-3205	4	BOLT-WASHER HEAD (3/8-16X1.75-IN)						
6	1	1	7C-1512	1	PLUNGER						
7	1	1	7C-1511	1	RING-PLUNGER						
8	1	1	2S-2760	1	SPRING						
9	1	1	1M-0644	2	BOLT (3/8-16X2.25-IN)						
10	1	1	122-9943	1	RETAINER						
11	1	1	5M-2894	2	WASHER-HARD (10.2X18.5X2.5-MM THK)						



VIEW B-B



VIEW A-A

GRAPHIC #1

<END>

g01667814

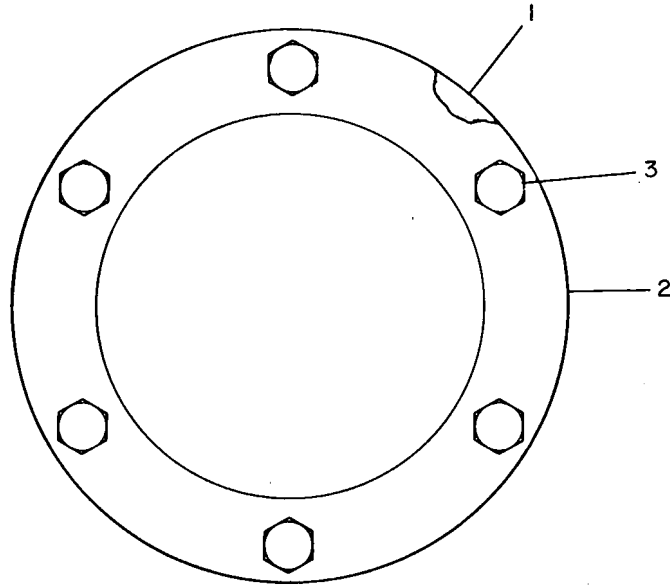
COOLING SYSTEM

4N-7050 CONNECTION GP-EXPANSION TANK FOR USE WITH EXPANSION TANK AN ATTACHMENT

SMCS-1354

i01946211

NOTE	REF NO	GRAPHIC REF	PART NUMBER	QTY	PART NAME						SEE PAGE
					1	2	3	4	5	6	
	1	1	4L-7636	1	GASKET						
	2	1	2N-9345	1	FLANGE						
	3	1	1H-3337	6	BOLT (1/4-20X0.875 IN)						



GRAPHIC #1

<END>

g00134824

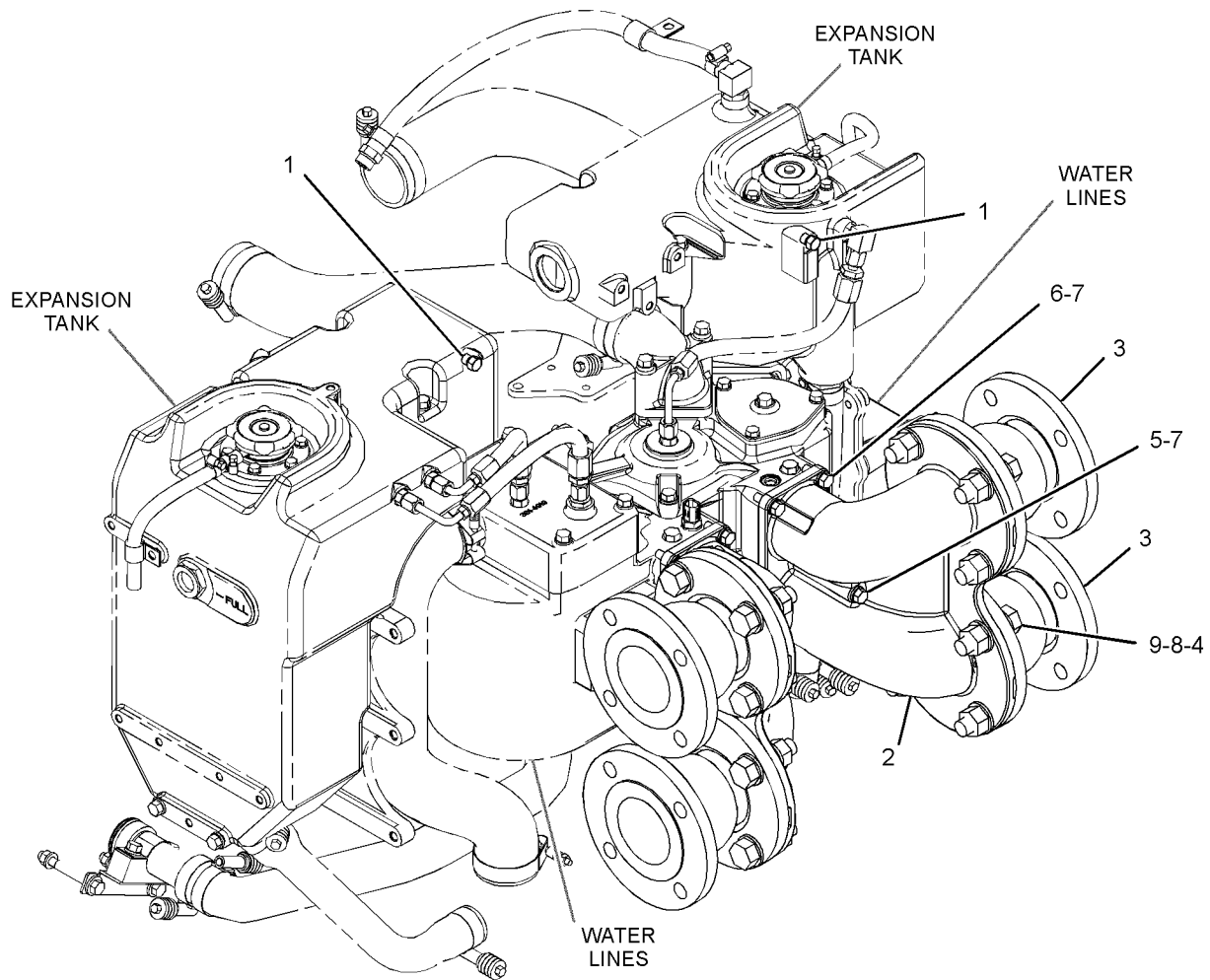
COOLING SYSTEM

390-8646 CONNECTION GP-EXPANSION TANK AN ATTACHMENT

SMCS-1354

i05054389

NOTE	REF NO	GRAPHIC REF	PART NUMBER	QTY	PART NAME						SEE PAGE
					1	2	3	4	5	6	
	1	1	366-4698	2	PLUG AS						
					(EACH INCLUDES)						
		1	3J-7354	1	SEAL-O-RING						
		1	360-3690	1	PLUG						
	2	1	369-7517	2	ADAPTER-EXPANSION TANK						
	3	1	394-4745	4	CONNECTION-FLEXIBLE						
	4	1	6V-8182	16	NUT (3/4-10-THD)						
	5	1	7X-0293	2	BOLT (3/8-16X4.75-IN)						
	6	1	8T-2502	8	BOLT (3/8-16X1.125-IN)						
	7	1	8T-4896	10	WASHER-HARD (10.2X18.5X2.5-MM THK)						
	8	1	8T-4994	32	WASHER-HARD (20X36.5X3.5-MM THK)						
	9	1	8T-8924	16	BOLT (3/4-10X2.5-IN)						



GRAPHIC #1

<END>

g03290897

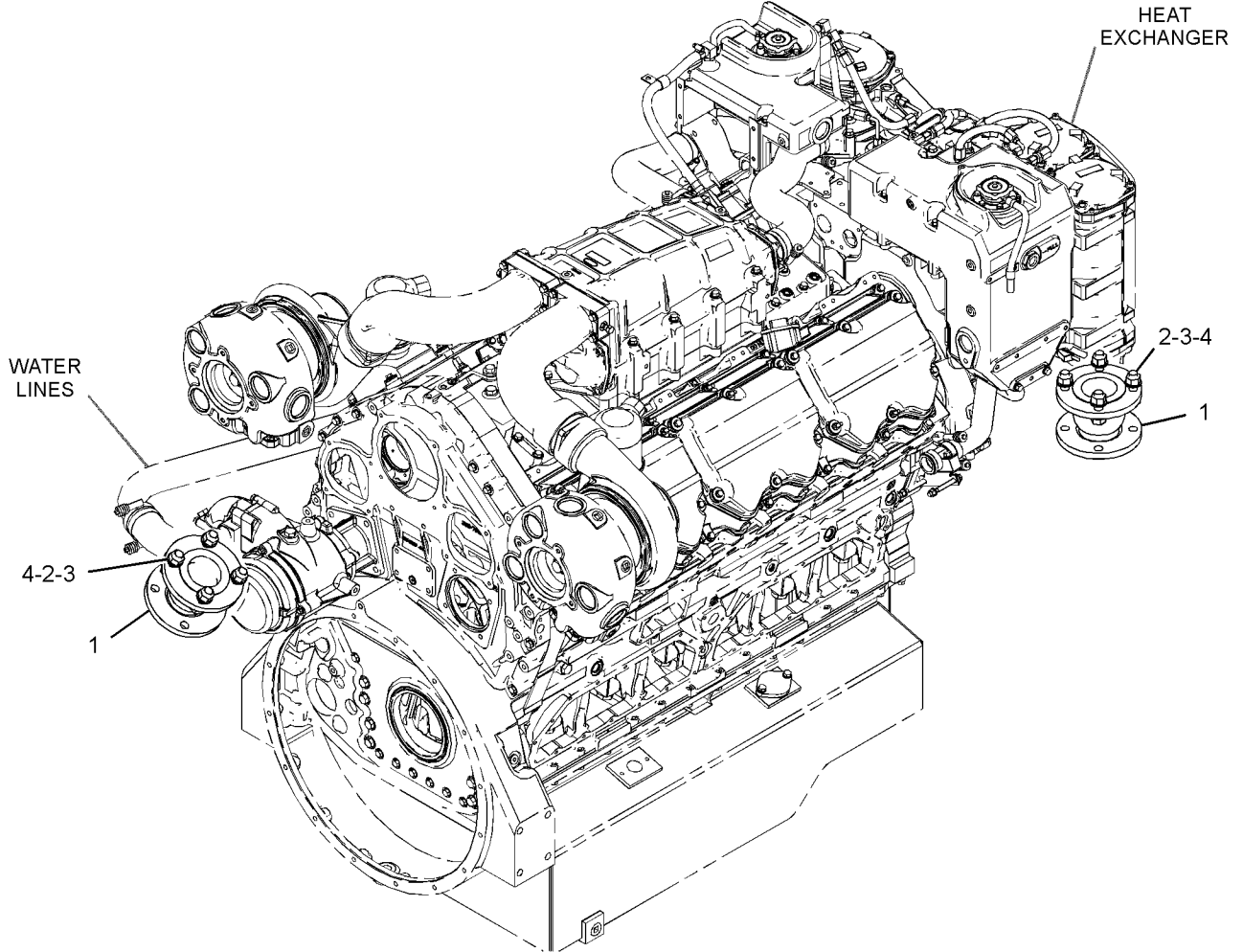
COOLING SYSTEM

394-4672 CONNECTION GP-WATER FOR USE WITH C32 SCAC MARINE COMMERCIAL PROP ENGINES AN ATTACHMENT

SMCS-1380

i05110609

NOTE	REF NO	GRAPHIC REF	PART NUMBER	QTY	PART NAME						SEE PAGE
					1	2	3	4	5	6 (PRODUCT LEVEL)	
	1	1	394-4745	2	CONNECTION-FLEXIBLE						
	2	1	6V-8182	8	NUT (3/4-10-THD)						
	3	1	8T-4994	16	WASHER-HARD (20X36.5X3.5-MM THK)						
	4	1	8T-8924	8	BOLT (3/4-10X2.5-IN)						



GRAPHIC #1

<END>

g03290978

COOLING SYSTEM

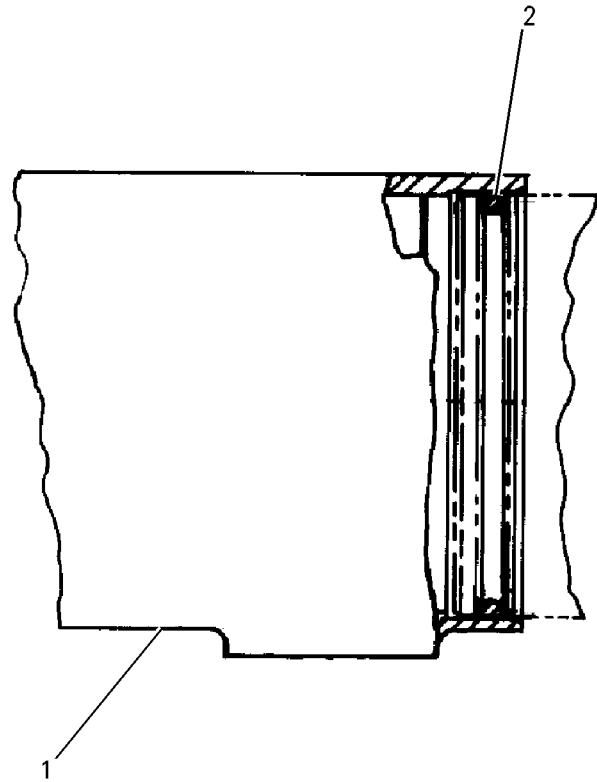
4N-2388 COOLER GP-ENGINE OIL AN ATTACHMENT

SMCS-1378

i02141104

NOTE	REF NO	GRAPHIC REF	PART NUMBER	QTY	PART NAME						SEE PAGE
					1	2	3	4	5	6 (PRODUCT LEVEL)	
CR	1	1	7C-0145	1	CORE AS-OIL COOLER (ENGINE)						
	2	1	109-0077	2	SEAL-O-RING						

C - CHANGE FROM PREVIOUS TYPE
R - REMFG PART MAY BE AVAILABLE



GRAPHIC #1

<END>

g00718741

COOLING SYSTEM

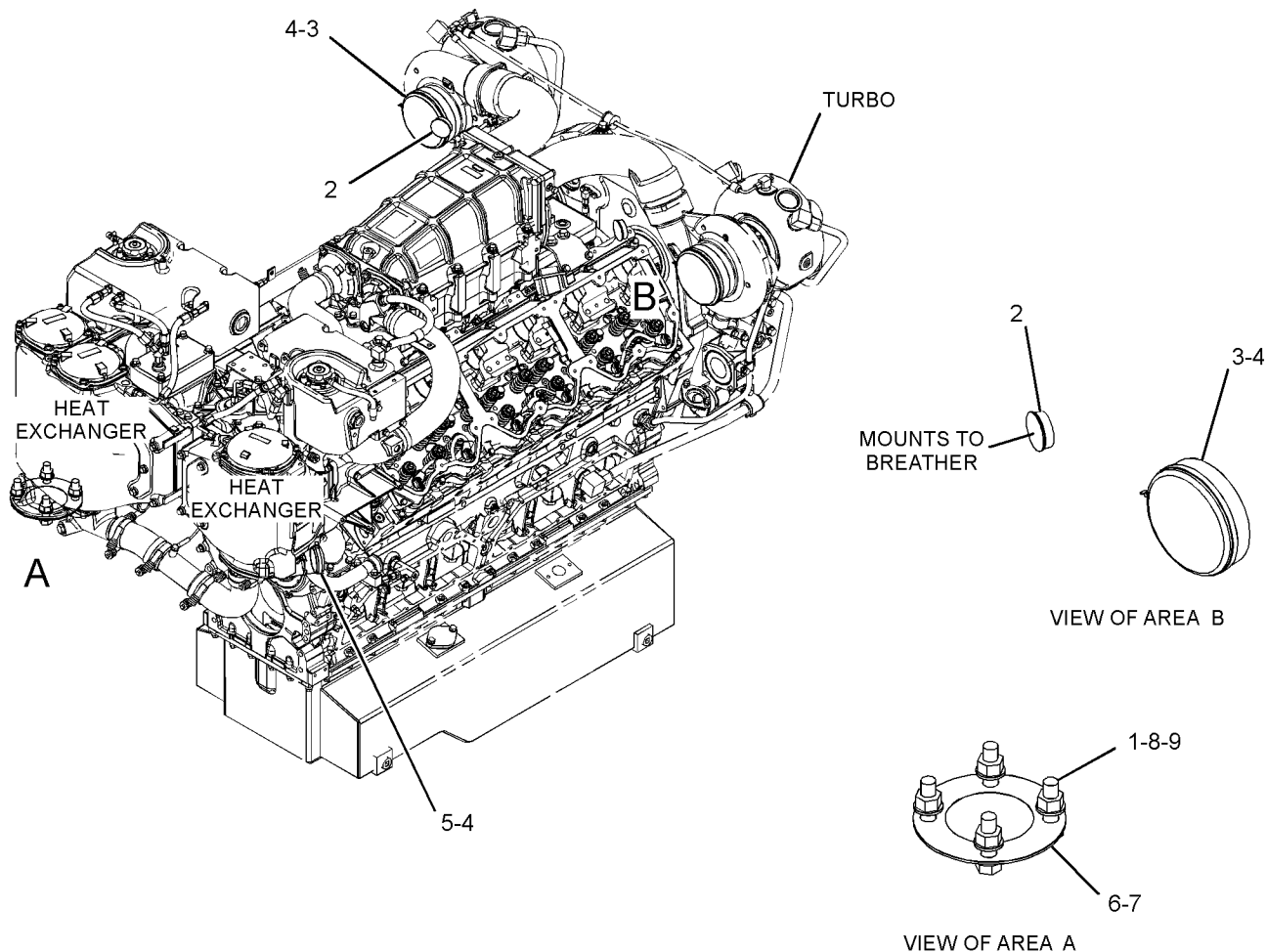
421-0223 COVER GP-WATER LINES

FOR USE WITH C32 SCAC MARINE AUXILIARY ENGINES
AN ATTACHMENT

SMCS-1380

i05162709

NOTE	REF NO	GRAPHIC REF	PART NUMBER	QTY	PART NAME						SEE PAGE
					1	2	3	4	5	6 (PRODUCT LEVEL)	
	1	1	8T-8924	4	BOLT (3/4-10X2.5-IN)						
	2	1	5P-8922	2	CAP-PROTECTION						
	3	1	7N-4081	2	BOOT						
	4	1	034-1432	3	STRAP-CABLE						
	5	1	179-7382	1	CAP-PROTECTIVE						
	6	1	289-8581	1	COVER						
	7	1	295-0122	1	GASKET						
	8	1	6V-8182	4	NUT (3/4-10-THD)						
	9	1	8T-4994	8	WASHER-HARD (20X36.5X3.5-MM THK)						



GRAPHIC #1

<END>

g03345915

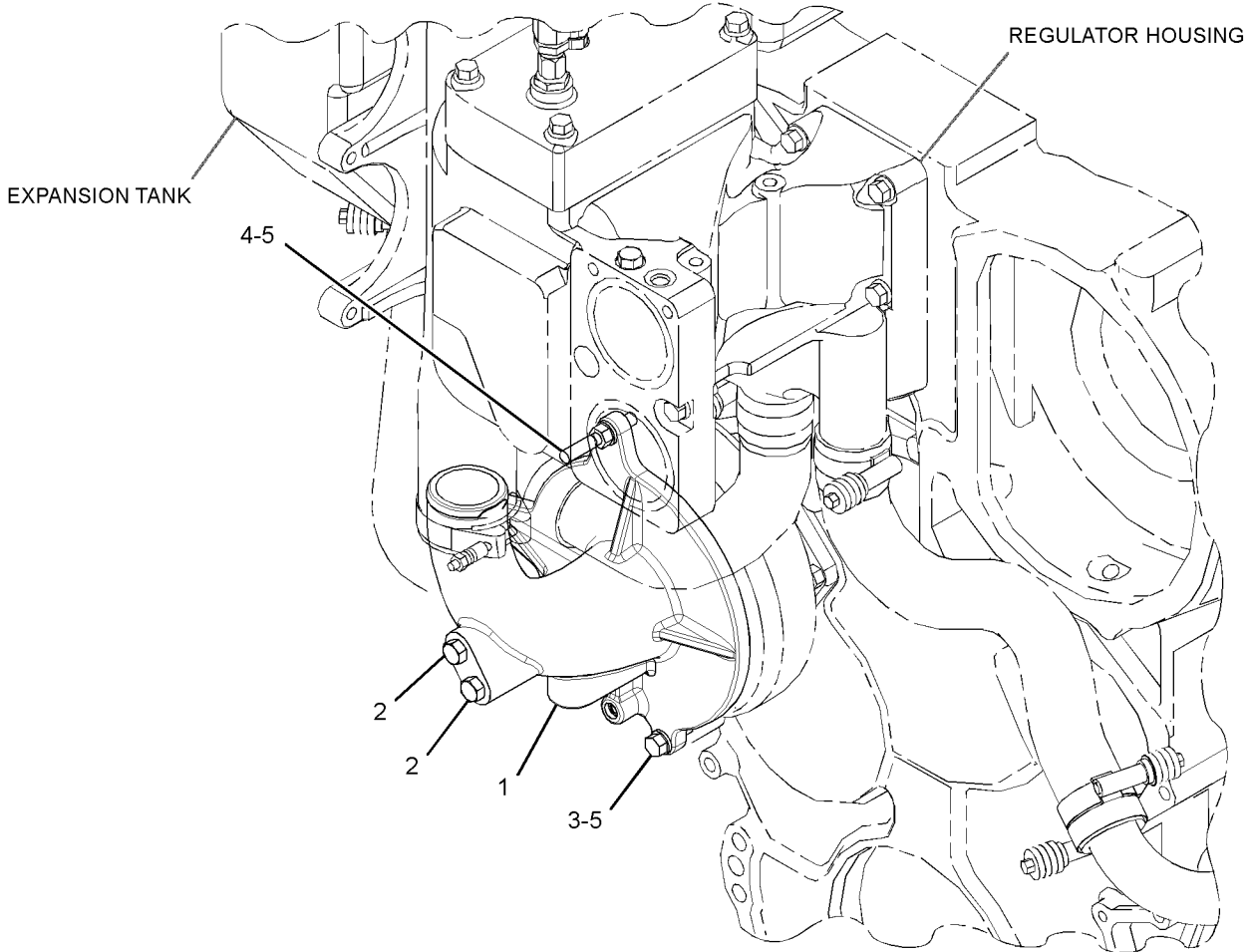
COOLING SYSTEM

369-6656 COVER GP-WATER PUMP FOR USE WITH C32 TIER III MARINE ENGINE

SMCS-1361

i04886449

NOTE	REF NO	GRAPHIC REF	PART NUMBER	QTY	PART NAME						SEE PAGE
					1	2	3	4	5	6 (PRODUCT LEVEL)	
	1	1	355-2653	1	COVER-PUMP						
	2	1	377-9562	2	PLUG AS						
					(EACH INCLUDES)						
		1	3K-8460	1	PLUG						
		1	291-8144	1	SEAL-O-RING						
	3	1	1A-2029	2	BOLT (3/8-16X1.125-IN)						
	4	1	249-2943	1	STUD (3/8-16-THD)						
	5	1	5M-2894	3	WASHER-HARD (10.2X18.5X2.5-MM THK)						



GRAPHIC #1

<END>

g03105578

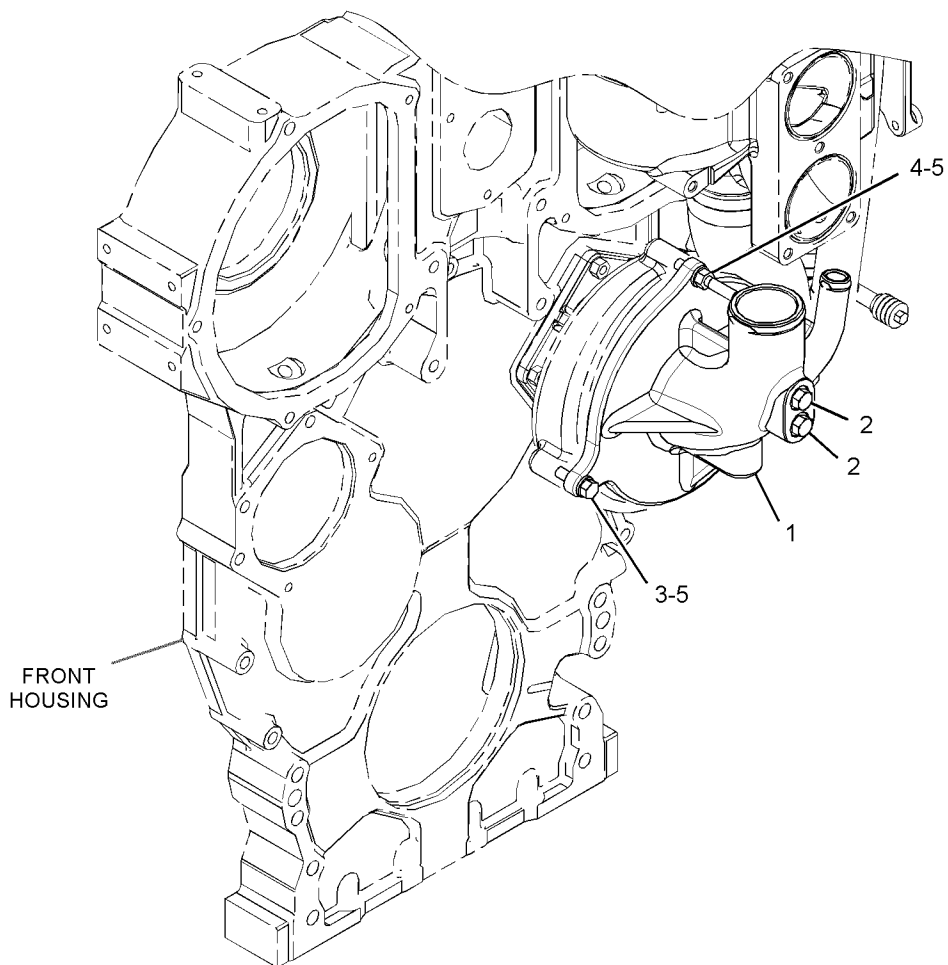
COOLING SYSTEM

369-8148 COVER GP-WATER PUMP

SMCS-1361

i04899334

NOTE	REF NO	GRAPHIC REF	PART NUMBER	QTY	PART NAME						SEE PAGE
					1	2	3	4	5	6 (PRODUCT LEVEL)	
	1	1	361-4921	1	COVER-WATER PUMP						
	2	1	377-9562	2	PLUG AS						
					(EACH INCLUDES)						
		1	3K-8460	1	PLUG						
		1	291-8144	1	SEAL-O-RING						
	3	1	0S-1588	2	BOLT (3/8-16X1.25-IN)						
	4	1	249-2943	1	STUD (3/8-16-THD)						
	5	1	5M-2894	3	WASHER-HARD (10.2X18.5X2.5-MM THK)						



GRAPHIC #1

<END>

g03317218

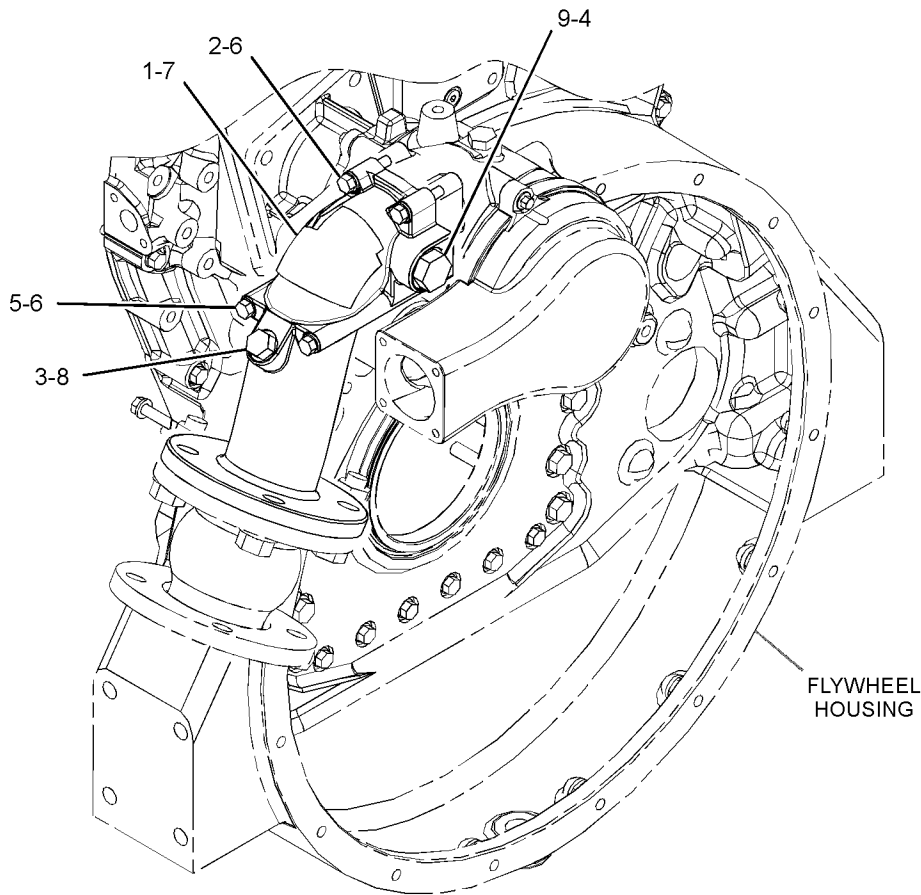
COOLING SYSTEM

418-8693 ELBOW GP-WATER AN ATTACHMENT

SMCS-1380

i04972817

NOTE	REF NO	GRAPHIC REF	PART NUMBER	QTY	PART NAME						SEE PAGE
					1	2	3	4	5	6 (PRODUCT LEVEL)	
	1	1	417-9353	1	ELBOW						
	2	1	1C-2251	2	BOLT (3/8-16X1.87-IN)						
	3	1	287-7296	1	PLUG-BRASS						
	4	1	3D-2824	1	SEAL-O-RING						
	5	1	4F-0411	2	BOLT (3/8-16X6.5-IN)						
	6	1	5M-2894	4	WASHER-HARD (10.2X18.5X2.5-MM THK)						
	7	1	5P-3863	1	SEAL-O-RING						
	8	1	6V-6609	1	SEAL-O-RING						
	9	1	9S-4183	1	PLUG						



GRAPHIC #1

<END>

g03161738

COOLING SYSTEM

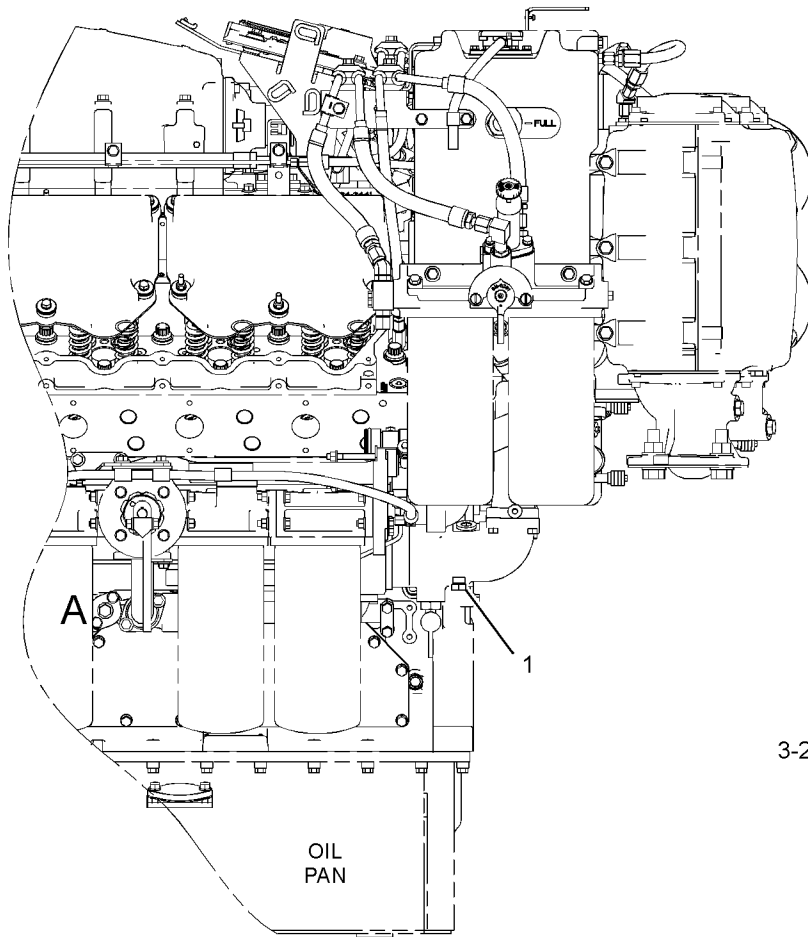
419-3711 FITTING GP

CANNOT BE USED WITH MARINE ALARM AND PROTECTION SYSTEM
AN ATTACHMENT

SMCS-1380

i04972821

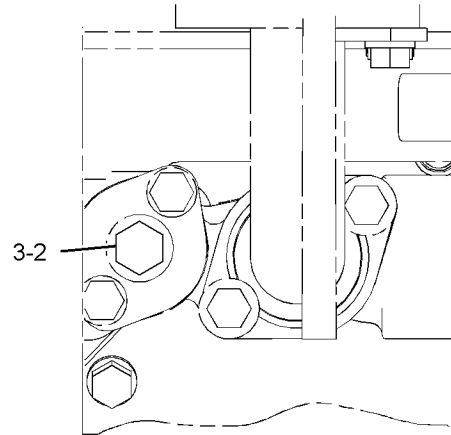
NOTE	REF NO	GRAPHIC REF	PART NUMBER	QTY	PART NAME						SEE PAGE
					1	2	3	4	5	6 (PRODUCT LEVEL)	
1		1	341-0087	1	PLUG AS						
			6V-6609	1	SEAL-O-RING						
			9S-4185	1	PLUG-O-RING						
2		1	214-7568	1	SEAL-O-RING						
3		1	9S-4191	1	PLUG-O-RING						



RIGHT SIDE VIEW OF ENGINE

GRAPHIC #1

<END>



VIEW OF AREA A

g03161742

COOLING SYSTEM

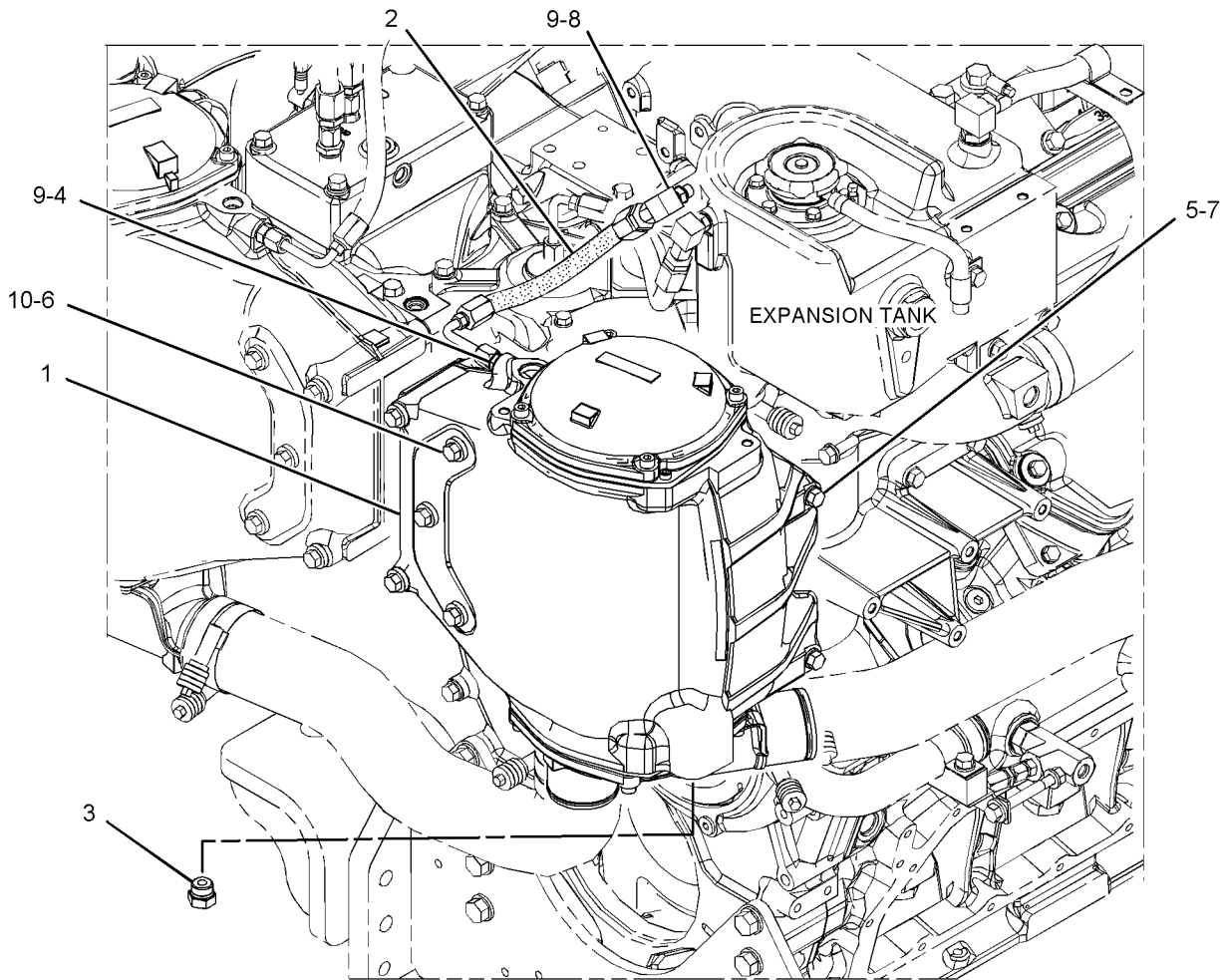
355-8823 HEAT EXCHANGER GP

FOR USE WITH SEPARATE CIRCUIT AFTERCOOLED COMMERCIAL MARINE ENGINES
AN ATTACHMENT

SMCS-1379

i04863789

NOTE	REF NO	GRAPHIC REF	PART NUMBER	QTY	PART NAME						SEE PAGE
					1	2	3	4	5	6 (PRODUCT LEVEL)	
	1	1	353-9050	1	HEAT EXCHANGER GP-SEA WATER						
	2	1	366-0658	1	HOSE AS						
	3	1	377-9545	1	PLUG AS						
		1	6V-6609	1	SEAL-O-RING						
		1	361-0785	1	PLUG-O-RING						
4		1	030-3978	1	CONNECTOR						
5		1	3B-1915	2	BOLT (3/8-16X1.375-IN)						
6		1	5B-9603	5	BOLT (3/8-16X5-IN)						
7		1	5M-2894	2	WASHER-HARD (10.2X18.5X2.5-MM THK)						
8		1	5P-2645	1	ELBOW						
9		1	6V-9027	2	SEAL-O-RING						
10		1	8M-9024	5	WASHER-HARD (10.2X22.5X5-MM THK)						



GRAPHIC #1

<END>

g02993380

COOLING SYSTEM

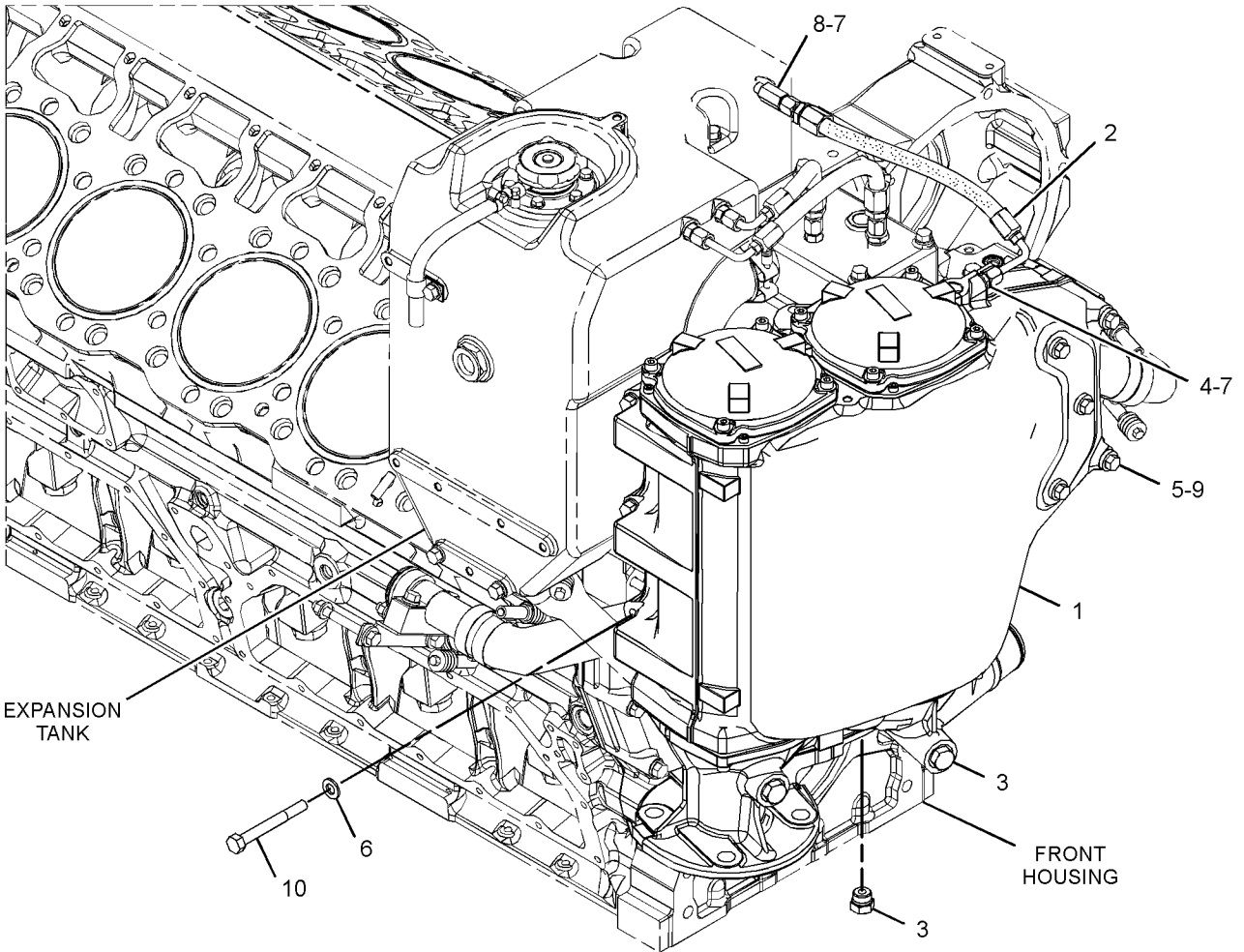
355-8834 HEAT EXCHANGER GP

FOR USE WITH SEPARATE CIRCUIT AFTERCOOLED COMMERCIAL MARINE ENGINES
AN ATTACHMENT

SMCS-1379

i05162454

NOTE	REF NO	GRAPHIC REF	PART NUMBER	QTY	PART NAME						SEE PAGE
					1	2	3	4	5	6 (PRODUCT LEVEL)	
	1	1	353-9049	1	HEAT EXCHANGER GP - SEA WATER						
	2	1	366-0658	1	HOSE AS						
	3	1	377-9545	4	PLUG AS						
					(EACH INCLUDES)						
		1	6V-6609	1	SEAL-O-RING						
		1	361-0785	1	PLUG-O-RING						
	4	1	030-3978	1	CONNECTOR						
	5	1	1D-4706	5	BOLT (3/8-16X6-IN)						
	6	1	5P-8244	3	WASHER-HARD (12X22.5X2.5-MM THK)						
	7	1	6V-9027	2	SEAL-O-RING						
	8	1	6V-9152	1	CONNECTOR						
	9	1	8M-9024	5	WASHER-HARD (10.2X22.5X5-MM THK)						
	10	1	4F-7226	3	BOLT (7/16-14X4-IN)						



GRAPHIC #1

<END>

g02996197

COOLING SYSTEM

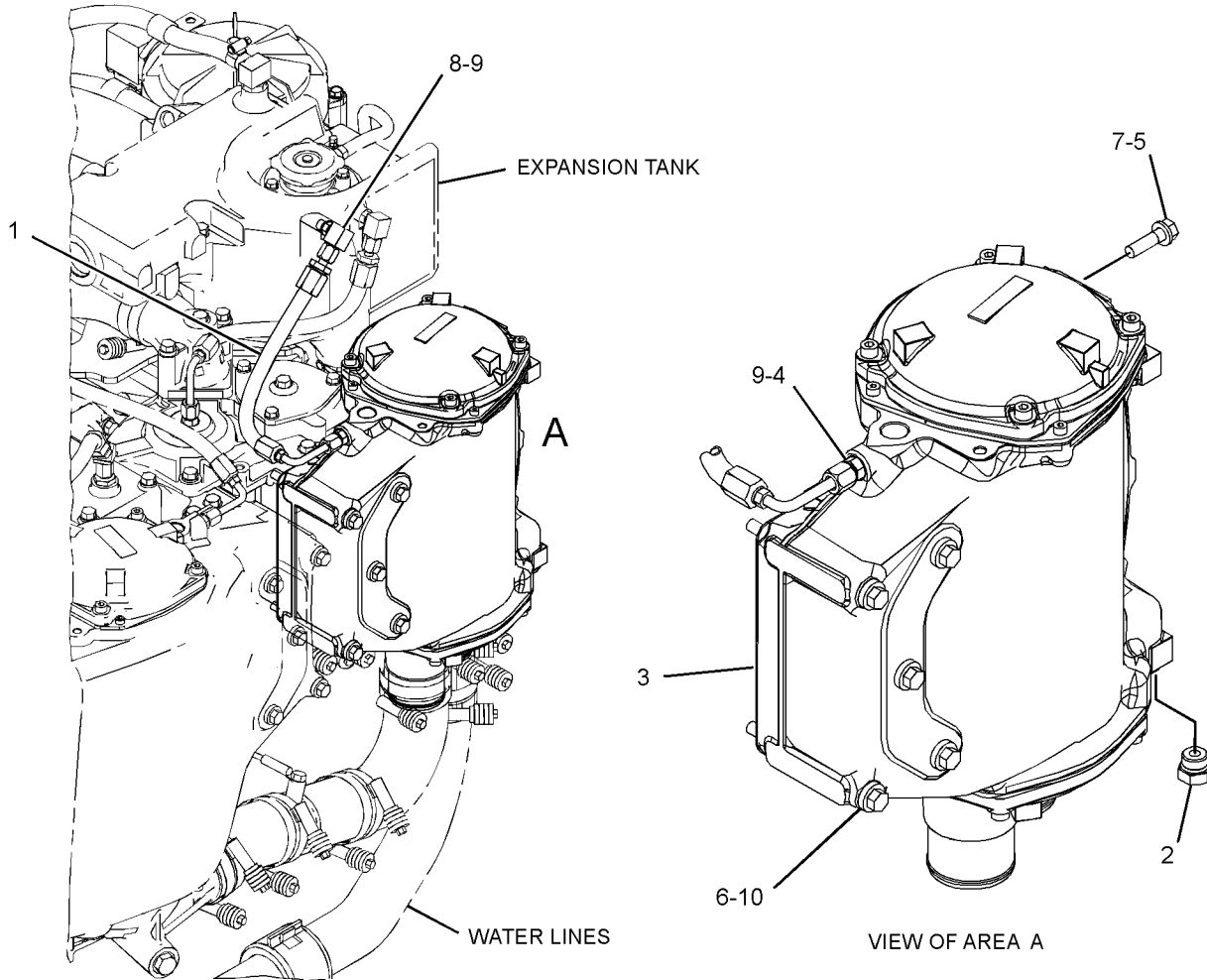
419-4106 HEAT EXCHANGER GP FOR USE WITH C32 SCAC FRONT MOUNT SEA WATER PUMP AN ATTACHMENT

SMCS-1379

i05194118

NOTE	REF NO	GRAPHIC REF	PART NUMBER	QTY	PART NAME						SEE PAGE
					1	2	3	4	5	6 (PRODUCT LEVEL)	
	1	1	366-0658	1	HOSE AS						
	2	1	377-9545	1	PLUG AS						
		1	6V-6609	1	SEAL-O-RING						
		1	361-0785	1	PLUG-O-RING						
Y	3	1	418-6499	1	HEAT EXCHANGER GP-SEA WATER						147
	4	1	030-3978	1	CONNECTOR						
	5	1	3B-1915	2	BOLT (3/8-16X1.375-IN)						
	6	1	5B-9603	5	BOLT (3/8-16X5-IN)						
	7	1	5M-2894	2	WASHER-HARD (10.2X18.5X2.5-MM THK)						
	8	1	5P-2645	1	ELBOW						
	9	1	6V-9027	2	SEAL-O-RING						
	10	1	8M-9024	5	WASHER-HARD (10.2X22.5X5-MM THK)						

Y - SEPARATE ILLUSTRATION



GRAPHIC #1

<END>

g03345738

COOLING SYSTEM

418-6499 HEAT EXCHANGER GP-SEA WATER

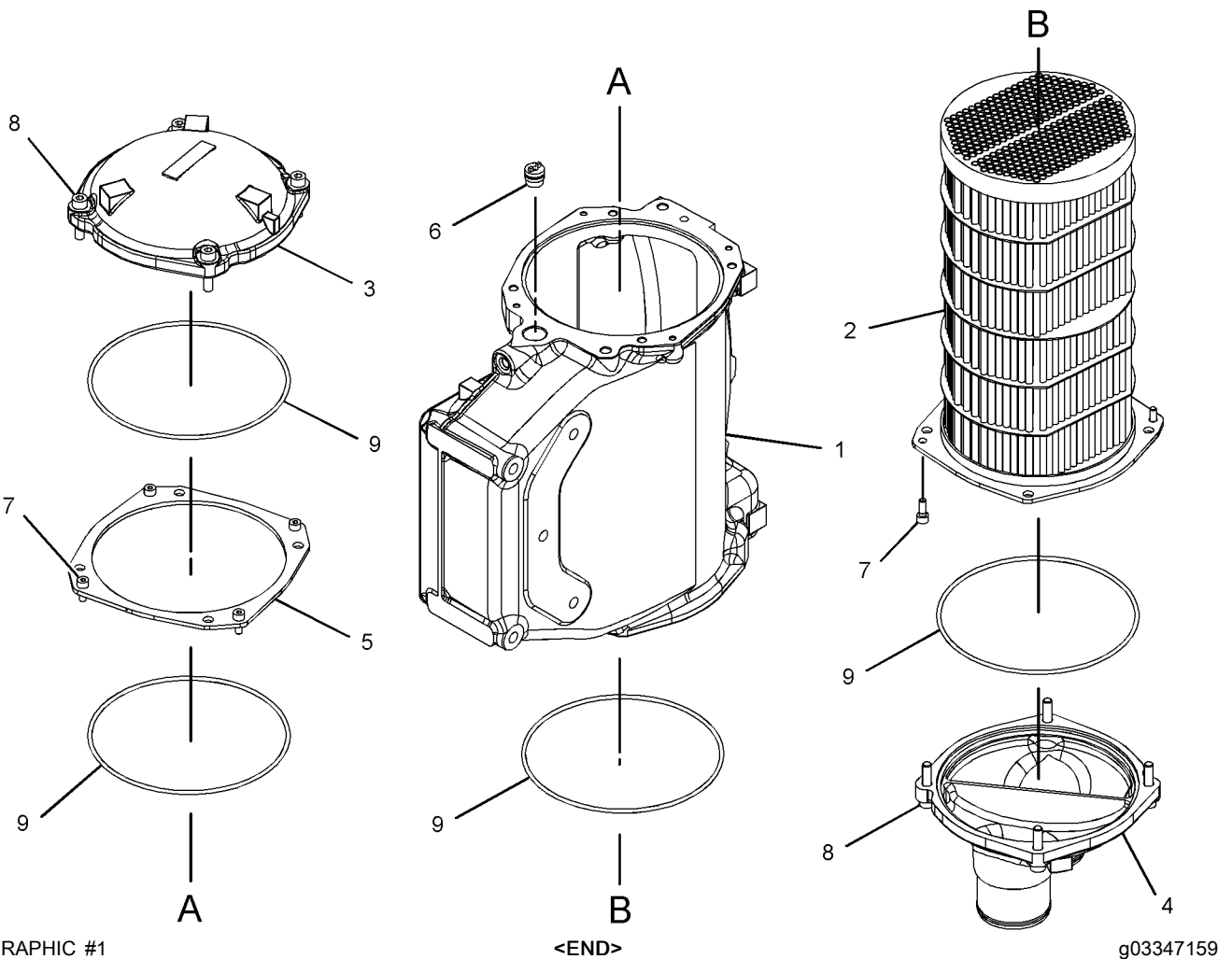
SEA WATER, BASIC
PART OF 419-4106 HEAT EXCHANGER GP
AN ATTACHMENT

SMCS-1379

i05194119

NOTE	REF NO	GRAPHIC REF	PART NUMBER	QTY	PART NAME						SEE PAGE
					1	2	3	4	5	6	
	1	1	353-9028	1	HOUSING						
	2	1	353-9029	1	CORE AS						
	3	1	353-9030	1	BONNET - RETURN						
	4	1	390-4002	1	BONNET						
	5	1	347-8906	1	SPACER						
	6	1	111-4374	1	VALVE AS-VENT LINE						
M	7	1	289-4232	6	BOLT (M6X1X16-MM)						
M	8	1	131-3983	8	BOLT-SOCKET HEAD (M8X1.25X35-MM)						
	9	1	331-3521	4	SEAL-O-RING						

M - METRIC PART



COOLING SYSTEM

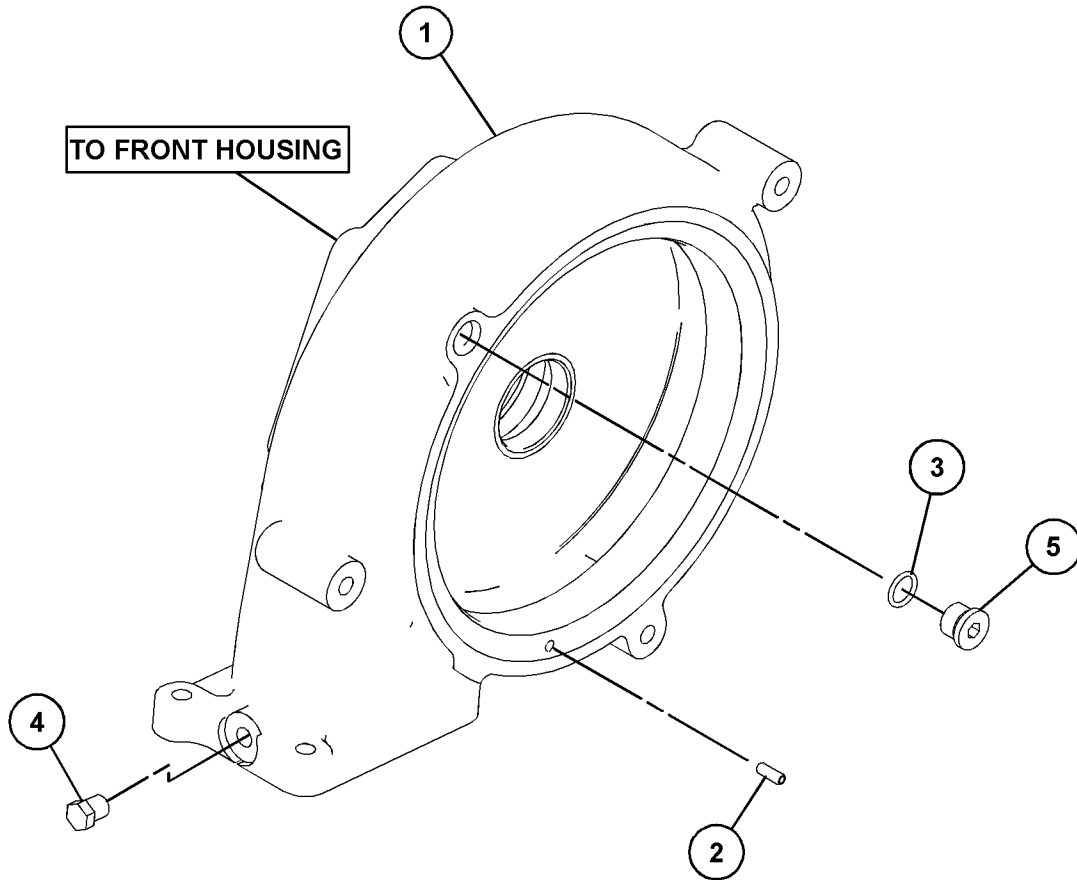
395-3465 HOUSING AS-PUMP

PART OF 395-3467 PUMP GP-WATER

SMCS-1361

i05122351

NOTE	REF NO	GRAPHIC REF	PART NUMBER	QTY	PART NAME						SEE PAGE
					1	2	3	4	5	6 (PRODUCT LEVEL)	
	1	1	395-3466	1	HOUSING AS-WATER PUMP						
	2	1	5H-8985	1	PIN-SPRING						
	3	1	6V-3250	1	SEAL-O-RING						
	4	1	8T-6764	1	PLUG-PIPE (1/8-27-THD)						
	5	1	9S-8004	1	PLUG-O-RING						



GRAPHIC #1

<END>

g03295117

COOLING SYSTEM

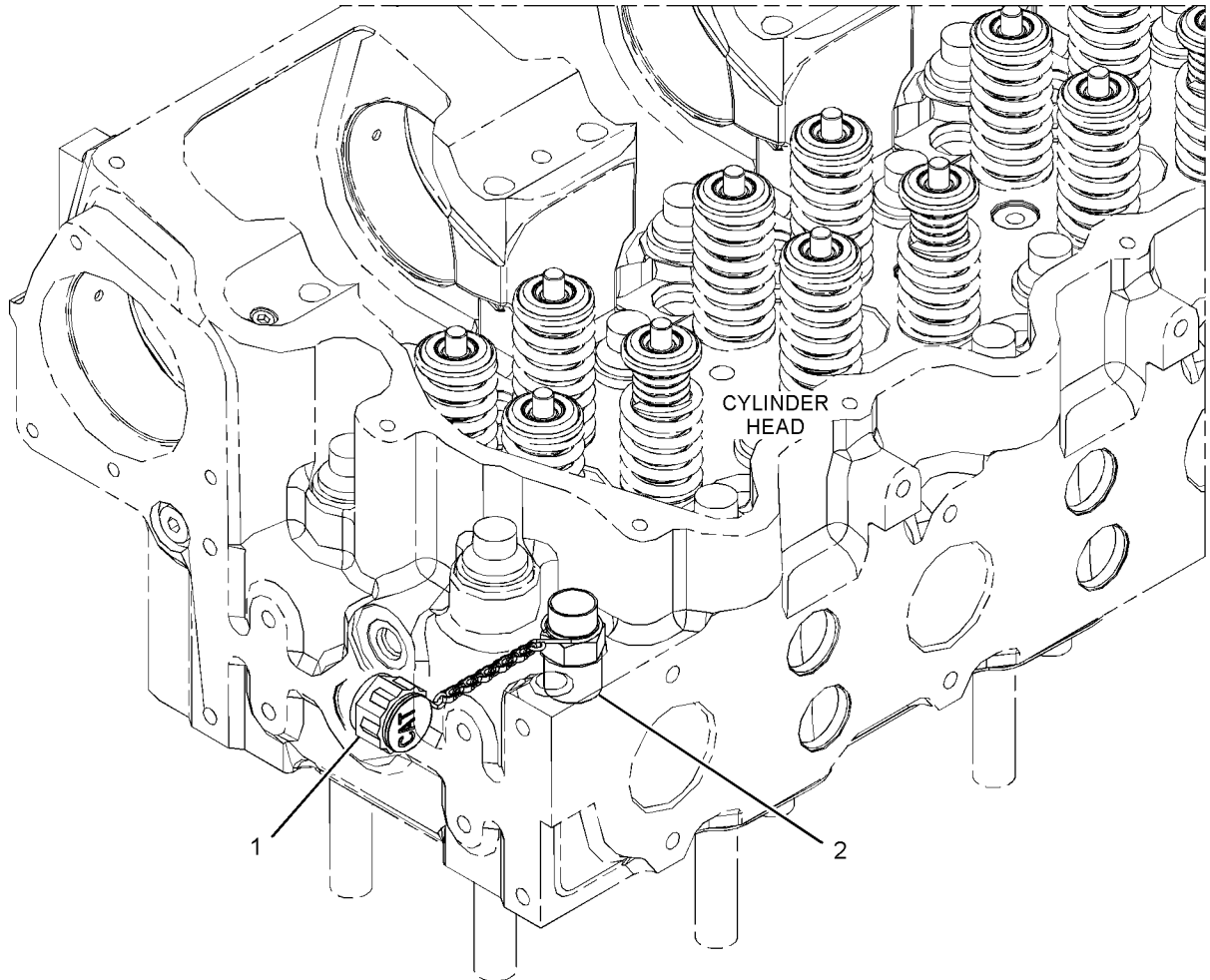
356-2534 HOUSING GP-THERMOSTAT

PART OF 309-7022 HEATER GP-JACKET WATER
AN ATTACHMENT

SMCS-1355

i03905870

NOTE	REF NO	GRAPHIC REF	PART NUMBER	QTY	PART NAME						SEE PAGE
					1	2	3	4	5	6 (PRODUCT LEVEL)	
1	1	1	133-6517	1	CAP AS-DUST						
2	1	1	235-5863	1	HOUSING (THERMOSTAT)						



GRAPHIC #1

<END>

g02149369

COOLING SYSTEM

380-7739 LINES GP-TURBOCHARGER WATER

FOR USE WITH 370-1018-PAGE: 213

SMCS-1052, 1380

i05258837

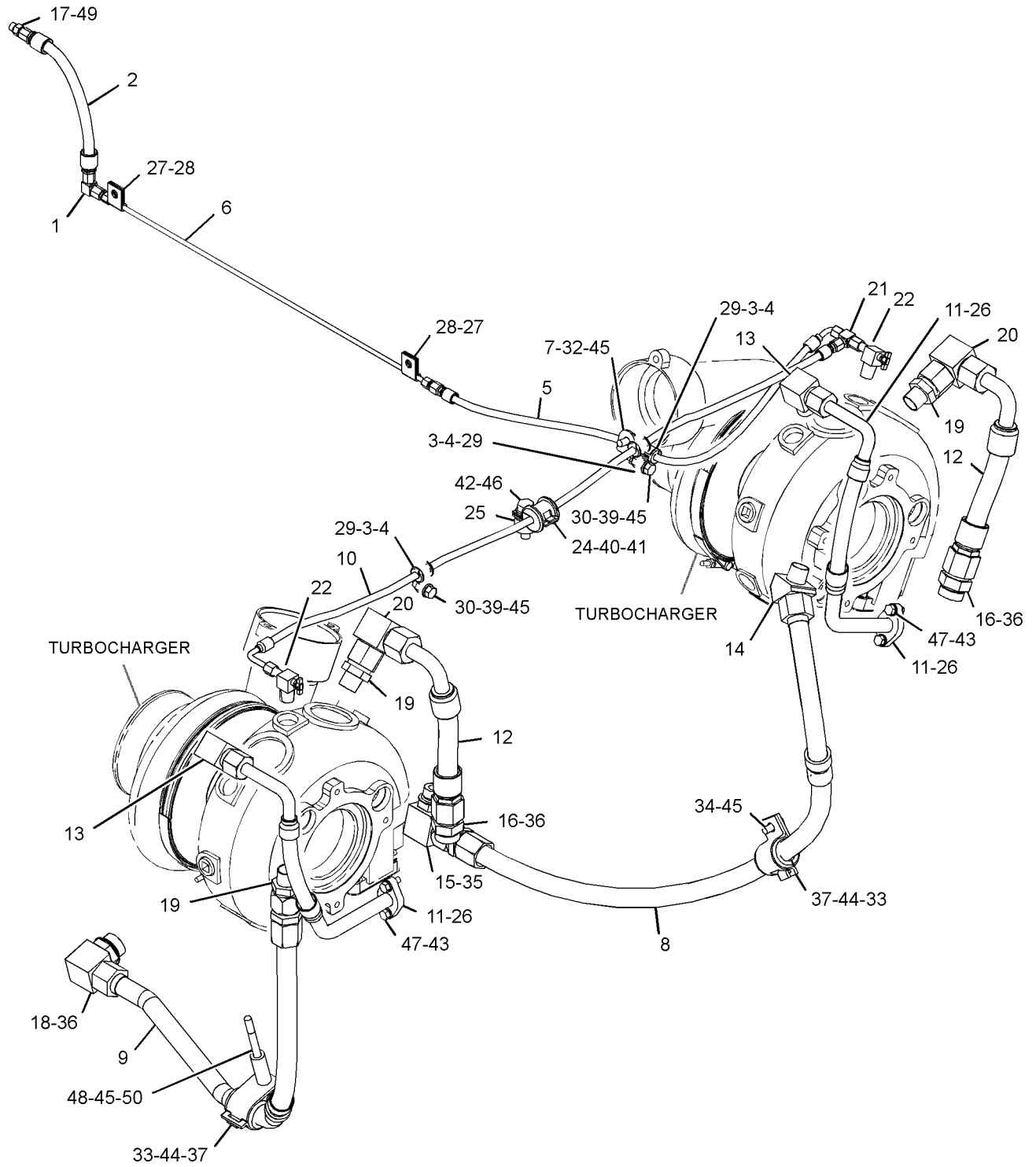
NOTE	REF NO	GRAPHIC REF	PART NUMBER	QTY	PART NAME						SEE PAGE
					1	2	3	4	5	6 (PRODUCT LEVEL)	
	1	1	7K-9197	1	ELBOW						
I	2	1	250-3345	1	HOSE AS						
	3	1	325-6994	3	CLIP (SLOT)						
	4	1	325-6995	3	CLIP (TAB)						
I	5	1	371-6240	1	HOSE AS-WATER						
	6	1	372-1281	1	TUBE AS-WATER						
	7	1	378-1993	1	BRACKET AS						
		1	1F-0750	1	NUT-WELD (3/8-16-THD)						
	8	1	381-0398	1	HOSE & TUBE AS						
	9	1	419-5022	1	HOSE & TUBE AS						
	10	1	381-9070	1	HOSE AS-WATER						
	11	1	381-9165	2	HOSE & TUBE AS						
	12	1	381-9166	2	HOSE AS-WATER						
	13	1	001-6301	2	ELBOW						
	14	1	001-7042	1	ELBOW						
	15	1	008-8381	1	ELBOW						
	16	1	030-7935	2	CONNECTOR						
	17	1	3J-7352	1	CONNECTOR						
	18	1	030-7951	1	ELBOW-FLARED						
	19	1	030-8307	3	CONNECTOR						
	20	1	031-5744	2	ELBOW						
	21	1	052-0572	1	TEE-SWIVEL						
	22	1	113-7131	2	VALVE AS-MANUAL (AIR VENT, COOLANT LINES)						
	24	1	177-4562	1	GROMMET						
	25	1	1W-8793	1	SPACER (13.8X30X20-MM THK)						
	26	1	205-4831	2	SEAL-O-RING						
	27	1	363-0253	2	CLIP (TAB)						
	28	1	363-0254	2	CLIP (SLOT)						
	29	1	3K-1787	3	GROMMET						
	30	1	4L-6454	2	BOLT (3/8-16X1-IN)						
	32	1	5M-3062	2	BOLT (3/8-16X0.75-IN)						
	33	1	5P-7465	2	CLIP (TAB)						
	34	1	5S-7379	1	BOLT (3/8-16X0.875-IN)						
	35	1	6V-5063	1	SEAL-O-RING						
	36	1	6V-5064	3	SEAL-O-RING						
	37	1	6V-7359	2	GROMMET						
	39	1	6V-8801	2	NUT (3/8-16-THD)						
	40	1	8T-1889	1	CLIP (SLOT)						
	41	1	8T-1890	1	CLIP (TAB)						
	42	1	8T-4223	1	WASHER-HARD (13.5X25.5X3-MM THK)						
	43	1	8T-4224	4	WASHER-HARD (8.8X16X2-MM THK)						
	44	1	8T-4646	2	CLIP (SLOT)						
	45	1	8T-4896	8	WASHER-HARD (10.2X18.5X2.5-MM THK)						
	46	1	8T-8919	1	BOLT (1/2-13X1.75-IN)						
	47	1	8T-9043	4	BOLT (5/16-18X0.875-IN)						
	48	1	7X-0295	1	BOLT (3/8-16X5.25-IN)						
	49	1	6V-9027	1	SEAL-O-RING						
	50	1	1F-7854	1	SPACER (11.01X19.05X49.21-MM THK)						

I - REFER TO HYDRAULIC INFORMATION SYSTEM

COOLING SYSTEM

380-7739 LINES GP-TURBOCHARGER WATER (contd.)

i05258837



GRAPHIC #1

<END>

g03349708

COOLING SYSTEM

353-9373 LINES GP-WATER

SMCS-1355, 1380, 1393

i05183294

NOTE	REF NO	GRAPHIC REF	PART NUMBER	QTY	PART NAME						SEE PAGE
					1	2	3	4	5	6 (PRODUCT LEVEL)	
	1	2	6I-4955	2	REGULATOR-OIL TEMPERATURE						
	2	2	280-7130	2	BRACKET AS						
	3	1	281-0226	1	VALVE AS						
		1	7N-7688	1	FERRULE						
		1	9M-5590	1	BALL						
	4	1	353-9372	1	BRACKET						
	5	2	361-4919	1	COVER						
	6	2	365-5606	1	TUBE AS						
	7	2	365-5607	1	TUBE AS						
I	8	1	366-0657	1	HOSE AS						
	9	1	371-7640	1	HOSE AS						
	10	2	377-9562	3	PLUG AS						
					(EACH INCLUDES)						
		2	3K-8460	1	PLUG						
		2	291-8144	1	SEAL-O-RING						
	11	1	383-2002	1	HOSE						
	12	2	383-2004	1	HOSE						
	13	2	383-2005	1	HOSE						
	14	1	419-6897	1	HOUSING AS-REGULATOR						
		1	3S-9643	2	SEAL-LIP TYPE						
		1	8M-5860	1	PLUG-CUP						
	15	1	030-3978	3	CONNECTOR						
	16	1	030-7962	1	ELBOW						
	17	2	0L-1352	2	BOLT (3/8-16X3.25-IN)						
	18	2	0S-0509	4	BOLT (3/8-16X0.75-IN)						
	19	1,2	0S-1571	2	BOLT (3/8-16X1.75-IN)						
	20	2	0S-1588	4	BOLT (3/8-16X1.25-IN)						
	21	2	0S-1619	4	BOLT (3/8-16X3-IN)						
	22	2	0T-0065	2	BOLT (3/8-16X3.5-IN)						
	23	2	105-1866	2	CLIP						
	24	2	1C-2251	1	BOLT (3/8-16X1.87-IN)						
	25	1,2	3B-1915	5	BOLT (3/8-16X1.375-IN)						
	26	2	5F-4899	1	BOLT (3/8-16X5.5-IN)						
	27	2	5J-2974	1	SEAL-O-RING						
	28	1,2	5M-2894	30	WASHER-HARD (10.2X18.5X2.5-MM THK)						
	29	1,2	5P-2569	6	SEAL-O-RING						
	30	2	6L-7817	2	SEAL-O-RING						
	31	1	6V-6609	1	SEAL-O-RING						
	32	1	6V-9027	3	SEAL-O-RING						
	33	2	8T-4983	6	CLAMP-HOSE						
	34	1	8T-4984	2	CLAMP-HOSE						
	35	2	9J-6785	2	CLAMP						
	36	2	9S-8752	7	NUT-FULL (3/8-16-THD)						
	37	2	9X-6458	4	WASHER-HARD (10.2X22.5X3-MM THK)						
	38	2	3B-2523	1	STUD						

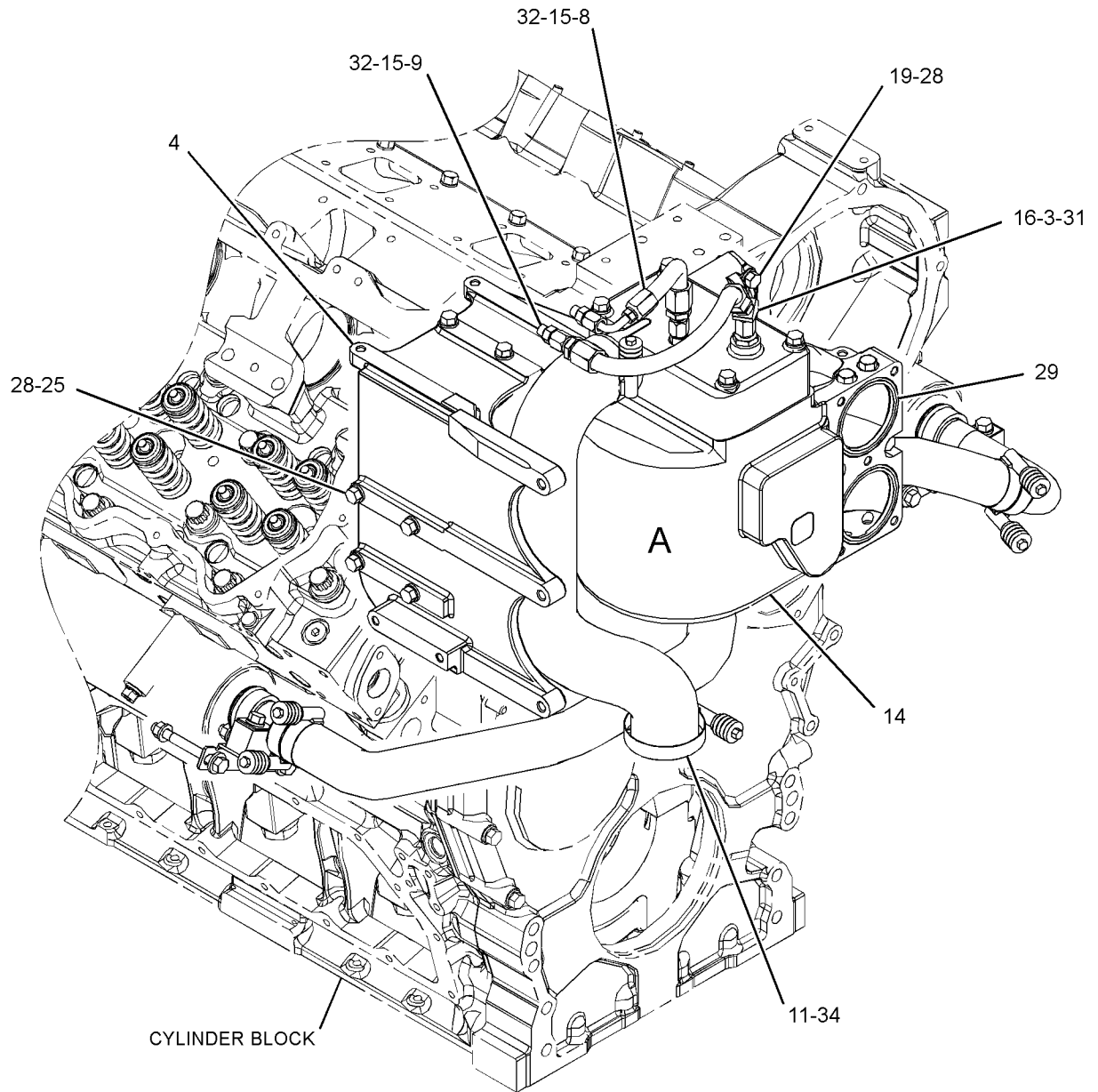
I - REFER TO HYDRAULIC INFORMATION SYSTEM

COOLING SYSTEM

353-9373 LINES GP-WATER (contd.)

i05183294

REFER TO ALL ILLUSTRATIONS OF THIS GROUP FOR AUXILIARY VIEWS



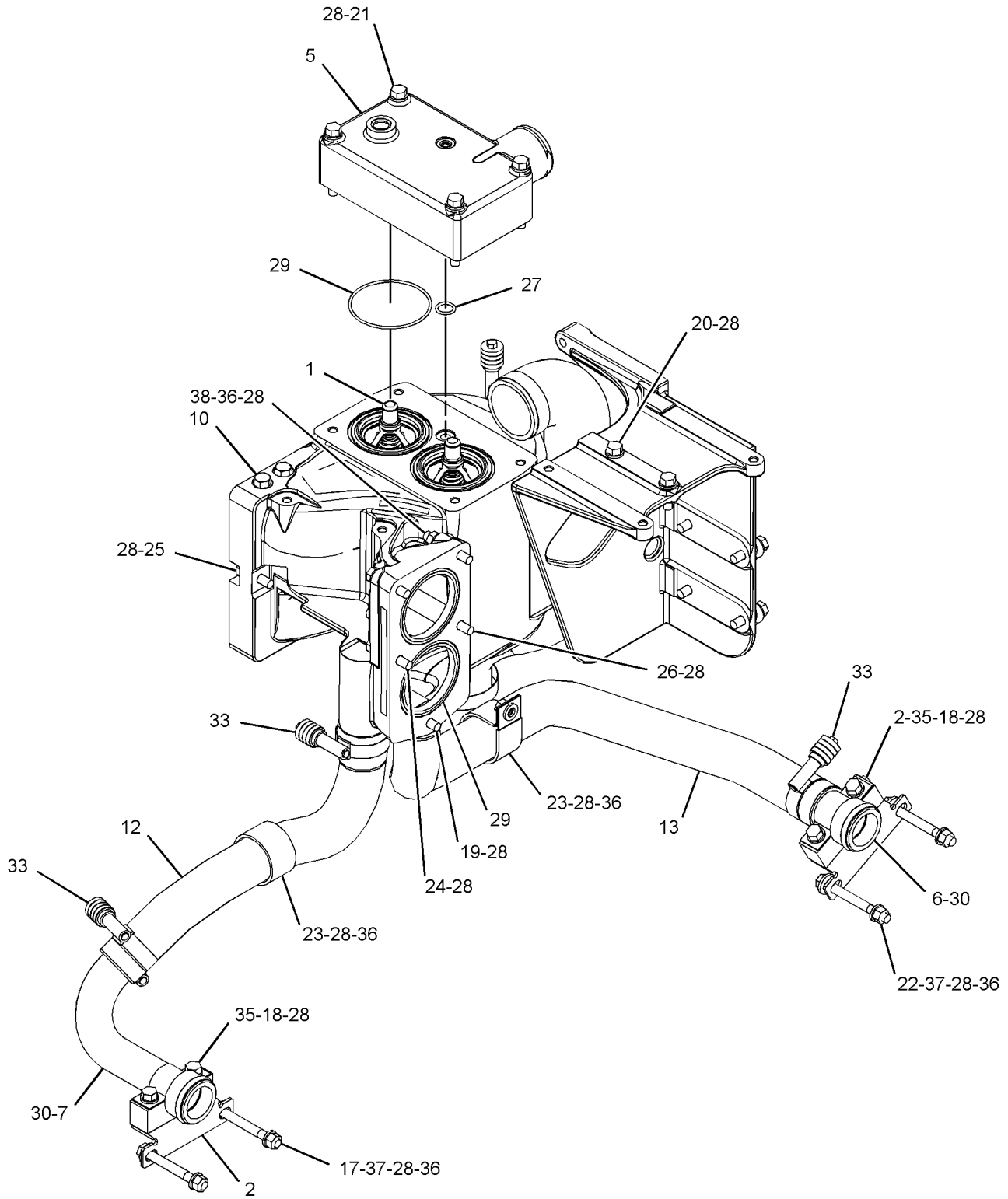
GRAPHIC #1

g03347470

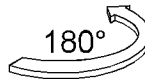
COOLING SYSTEM

353-9373 LINES GP-WATER (contd.)

i05183294



VIEW OF AREA A
(PARTS REMOVED FOR CLARITY)



GRAPHIC #2

<END>

g03347471

COOLING SYSTEM

355-9202 LINES GP-WATER

SMCS-1355, 1380, 1393

i05214258

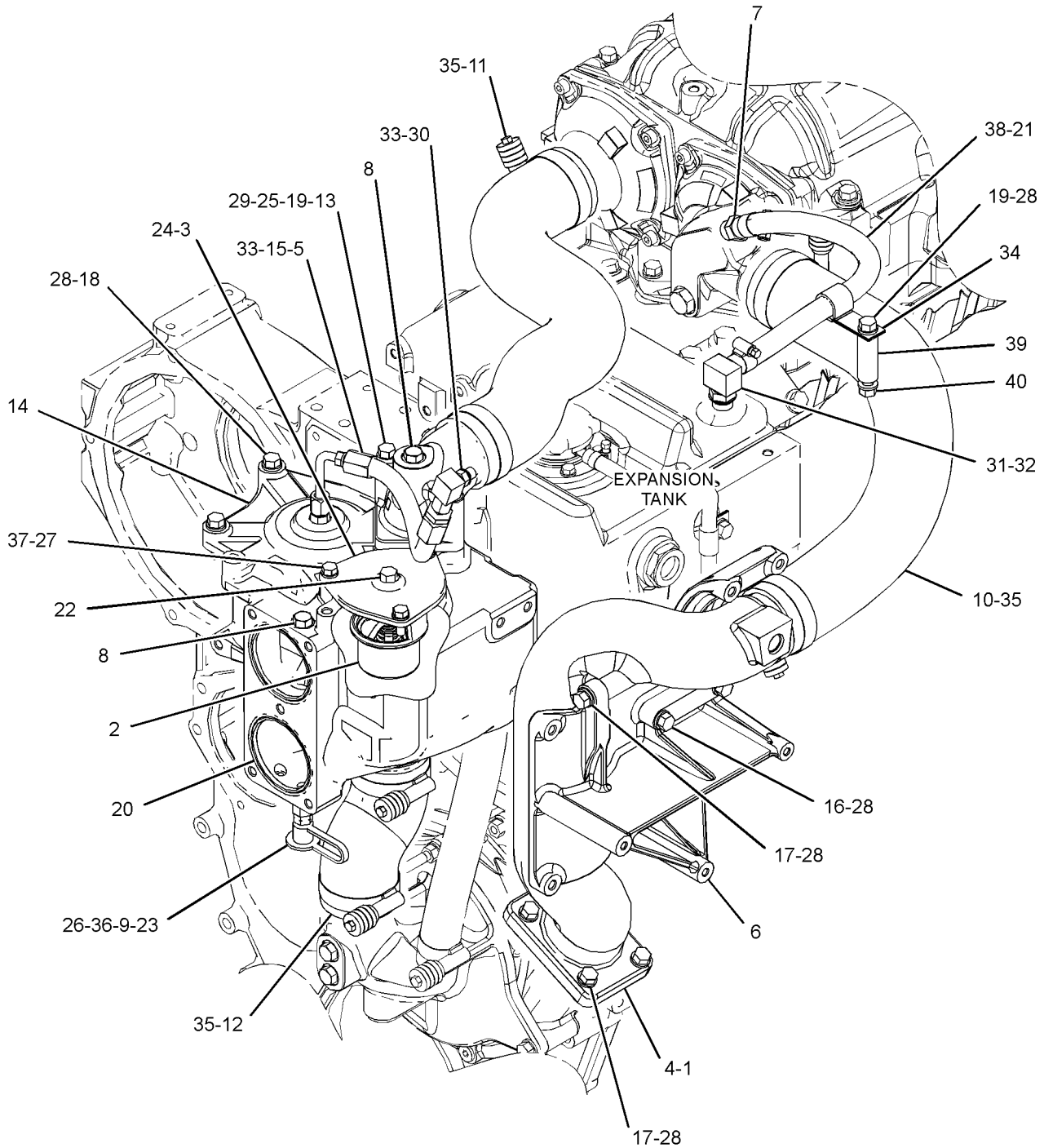
NOTE	REF NO	GRAPHIC REF	PART NUMBER	QTY	PART NAME						SEE PAGE
					1	2	3	4	5	6 (PRODUCT LEVEL)	
	1	1	4N-1946	1	GASKET						
	2	1	6I-4953	1	REGULATOR-WATER TEMPERATURE (40-DEG C)						
	3	1	288-8801	1	COVER						
	4	1	355-9201	1	TUBE-WATER						
	5	1	366-0658	1	HOSE AS						
	6	1	368-3992	1	BRACKET						
	7	1	371-7233	1	ADAPTER AS						
		1	6V-6609	1	SEAL-O-RING						
		1	345-3923	1	ADAPTER-HOSE						
	8	1	377-9562	3	PLUG AS						
					(EACH INCLUDES)						
		1	3K-8460	1	PLUG						
		1	291-8144	1	SEAL-O-RING						
	9	1	377-9603	1	VALVE AS-FLUID SAMPLING						
		1	6V-9027	1	SEAL-O-RING						
		1	154-9023	1	VALVE-SAMPLING						
	10	1	383-1999	1	HOSE						
	11	1	383-2000	1	HOSE						
	12	1	383-2001	1	HOSE						
	13	1	417-4339	1	BONNET-OUTLET						
	14	1	419-6900	1	HOUSING AS-REGULATOR						
		1	3S-9643	1	SEAL-LIP TYPE						
	15	1	030-3978	1	CONNECTOR						
	16	1	0L-2070	4	BOLT (3/8-16X2.25-IN)						
	17	1	0S-1588	5	BOLT (3/8-16X1.25-IN)						
	18	1	0S-1591	2	BOLT (3/8-16X1.5-IN)						
	19	1	0S-1619	3	BOLT (3/8-16X3-IN)						
	20	1	107-5769	2	SEAL-O-RING						
	21	1	124-6257	2	CLAMP-HOSE						
	22	1	155-3624	1	PLUG AS						
		1	3J-7354	1	SEAL-O-RING						
		1	9S-4182	1	PLUG-O-RING						
	23	1	157-0670	1	CAP-DUST						
	24	1	200-6410	1	SEAL-O-RING						
	25	1	283-8650	2	WASHER-HARD (10.2X18.5X5-MM THK)						
	26	1	291-8144	1	SEAL-O-RING						
	27	1	2B-2695	3	BOLT (5/16-18X0.875-IN)						
	28	1	5M-2894	13	WASHER-HARD (10.2X18.5X2.5-MM THK)						
	29	1	5M-6509	1	SEAL-O-RING						
	30	1	5P-2645	1	ELBOW						
	31	1	6V-4292	1	ELBOW						
	32	1	6V-6609	1	SEAL-O-RING						
	33	1	6V-9027	2	SEAL-O-RING						
	34	1	8S-0948	1	CLIP						
	35	1	8T-4984	6	CLAMP-HOSE						
	36	1	8T-9357	1	ADAPTER						
	37	1	9M-1974	3	WASHER-HARD (8.8X16X2-MM THK)						
E	38	1	351-9048		HOSE (50-CM)						
	39	1	108-3612	1	SPACER (11.13X19.05X53-MM THK)						
	40	1	9S-8752	1	NUT-FULL (3/8-16-THD)						

E - ORDER BY THE CENTIMETER

COOLING SYSTEM

355-9202 LINES GP-WATER (contd.)

i05214258



GRAPHIC #1

<END>

g03347487

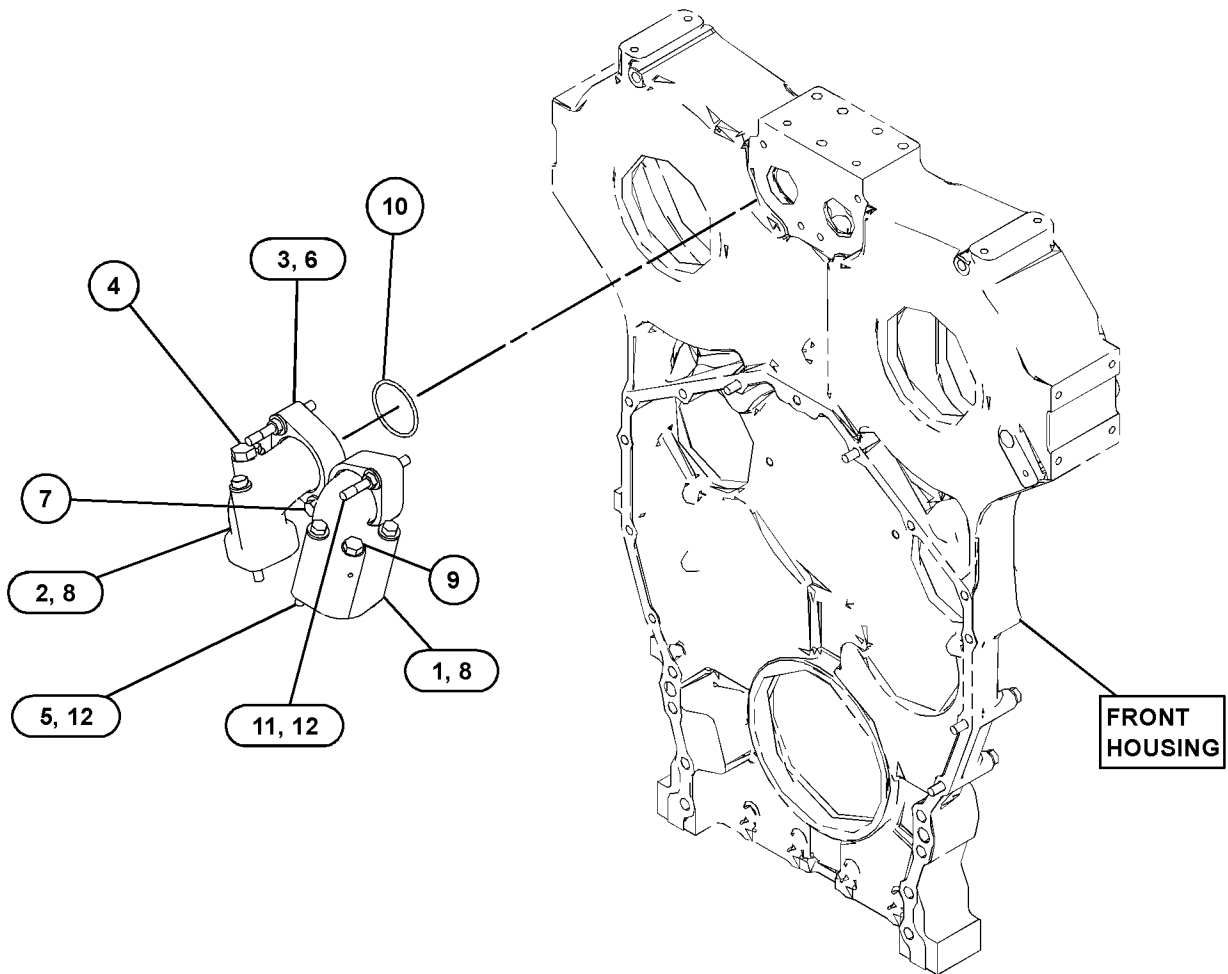
COOLING SYSTEM

361-0015 LINES GP-WATER

SMCS-1355, 1380, 1393

i04877989

NOTE	REF NO	GRAPHIC REF	PART NUMBER	QTY	PART NAME						SEE PAGE
					1	2	3	4	5	6 (PRODUCT LEVEL)	
	1	1	230-1294	1	ELBOW						
	2	1	230-1296	1	ELBOW						
	3	1	230-1302	2	FLANGE						
	4	1	341-0087	1	PLUG AS						
		1	6V-6609	1	SEAL-O-RING						
		1	9S-4185	1	PLUG-O-RING						
	5	1	0T-0055	4	BOLT (3/8-16X4.25-IN)						
	6	1	171-4358	2	SEAL-O-RING						
	7	1	1C-2251	2	BOLT (3/8-16X1.87-IN)						
	8	1	231-4708	2	SEAL-O-RING						
	9	1	241-6168	1	PLUG AS						
		1	6V-3250	1	SEAL-O-RING						
		1	9S-4191	1	PLUG-O-RING						
	10	1	8T-1703	2	SEAL-O-RING						
	11	1	9L-9166	2	STUD (3/8-16X3.63-IN)						
	12	1	9X-6458	8	WASHER-HARD (10.2X22.5X3-MM THK)						



GRAPHIC #1

<END>

g03317240

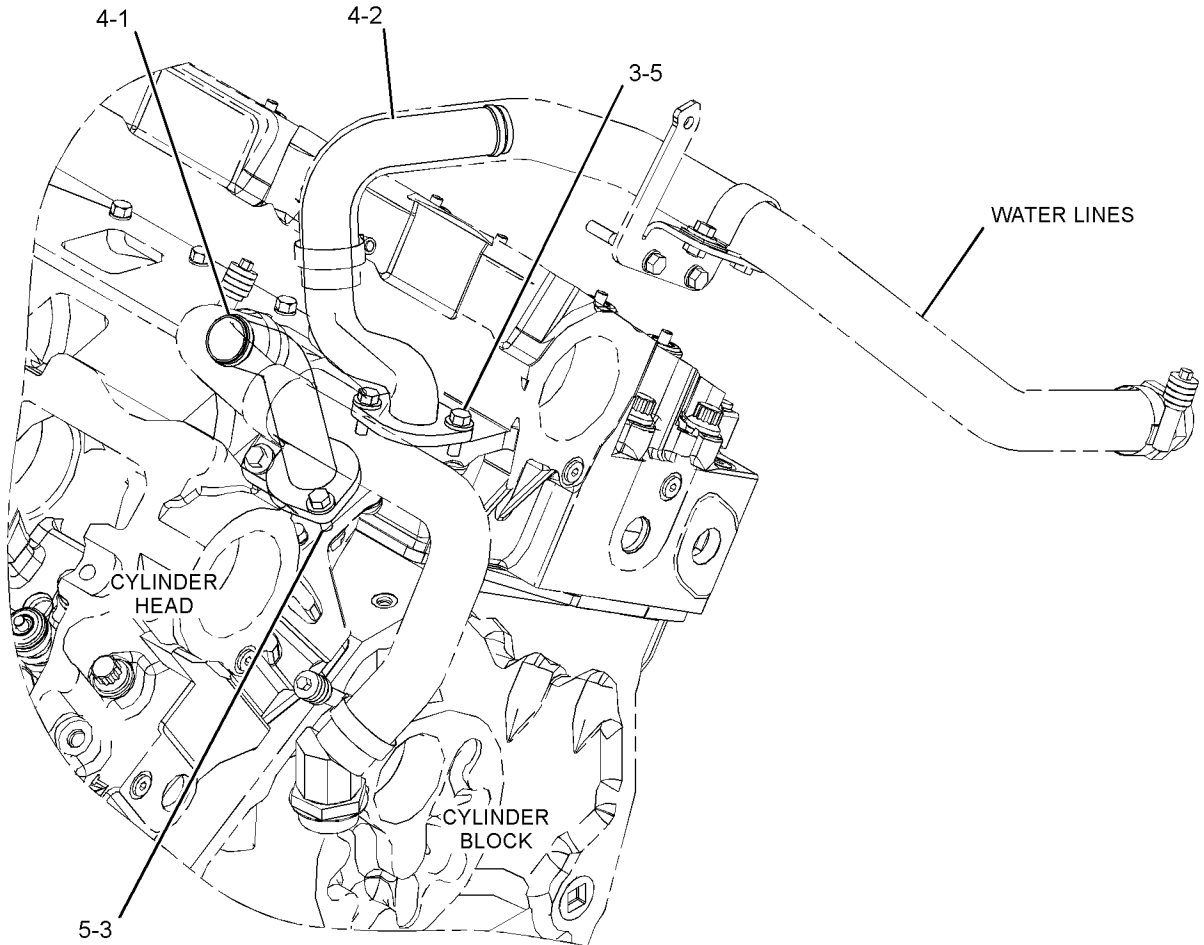
COOLING SYSTEM

361-0065 LINES GP-WATER

SMCS-1355, 1380, 1393

i05161892

NOTE	REF NO	GRAPHIC REF	PART NUMBER	QTY	PART NAME						SEE PAGE
					1	2	3	4	5	6 (PRODUCT LEVEL)	
	1	1	373-0026	1	TUBE AS-WATER						
	2	1	419-4174	1	TUBE AS-WATER						
	3	1	1A-2029	4	BOLT (3/8-16X1.125-IN)						
	4	1	231-4708	2	SEAL-O-RING						
	5	1	9X-6458	4	WASHER-HARD (10.2X22.5X3-MM THK)						



GRAPHIC #1

<END>

g03159916

COOLING SYSTEM

364-8175 LINES GP-WATER

SMCS-1355, 1380, 1393

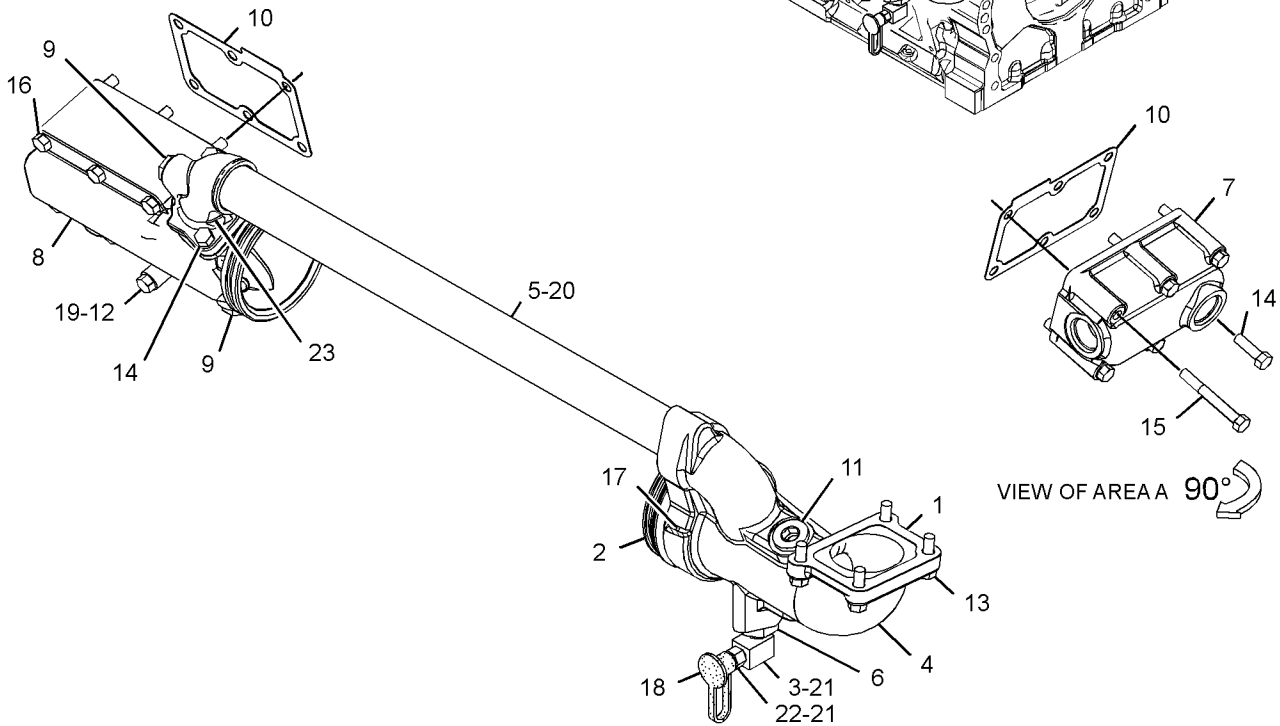
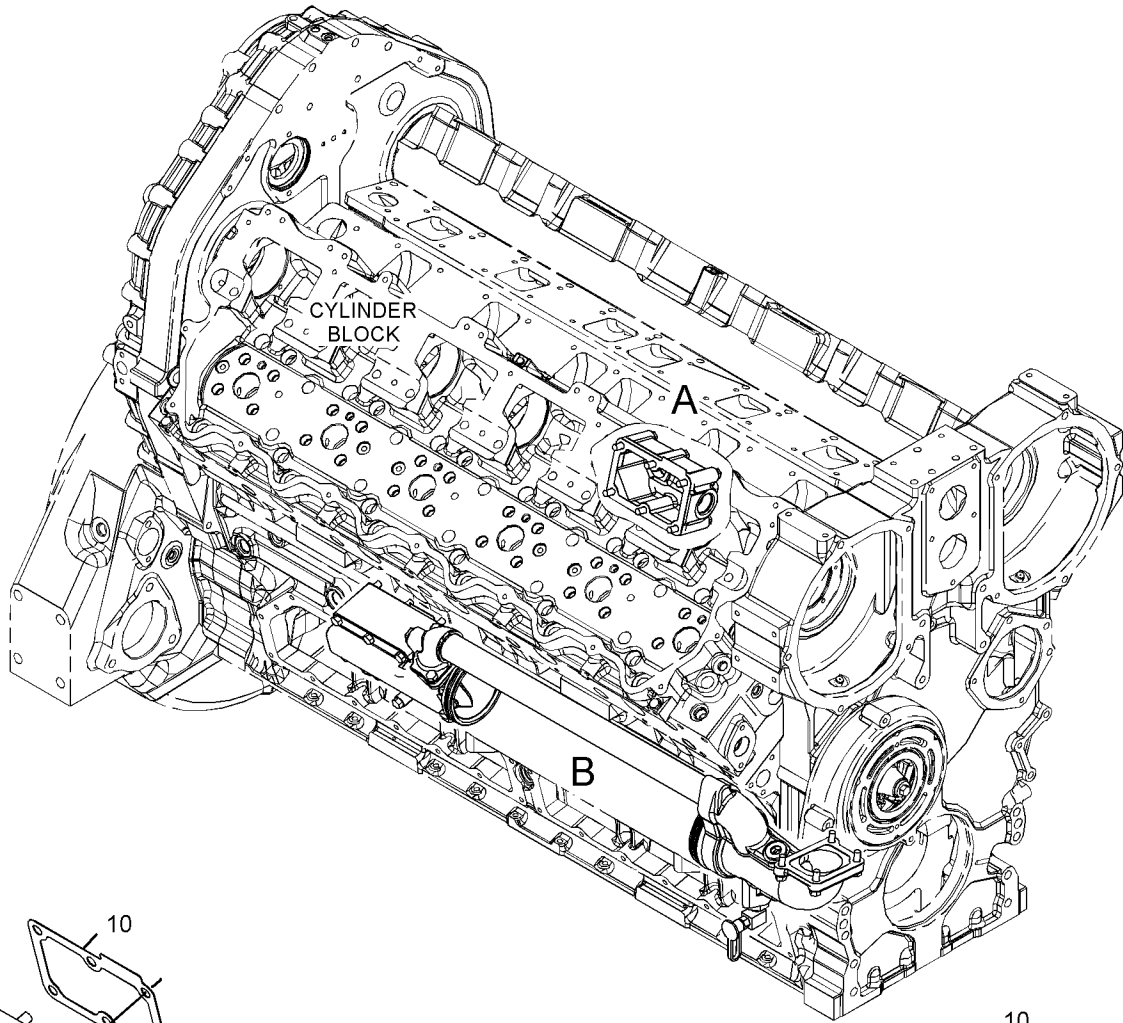
i05225159

NOTE	REF NO	GRAPHIC REF	PART NUMBER	QTY	PART NAME						SEE PAGE
					1	2	3	4	5	6 (PRODUCT LEVEL)	
	1	1	4N-1946	1	GASKET						
	2	1	6N-0008	1	ADAPTER						
	3	1	151-5145	1	ELBOW						
	4	1	249-9383	1	BONNET						
	5	1	249-9384	1	TUBE AS-BYPASS						
	6	1	260-9232	1	ADAPTER AS						
		1	6P-4975	1	ADAPTER						
		1	6V-5063	1	SEAL-O-RING						
	7	1	264-2009	1	ADAPTER-HEATER						
	8	1	264-2023	1	BONNET-OIL COOLER						
	9	1	341-0087	2	PLUG AS						
					(EACH INCLUDES)						
		1	6V-6609	1	SEAL-O-RING						
		1	9S-4185	1	PLUG-O-RING						
	10	1	343-8888	2	GASKET						
	11	1	353-5140	1	PLUG AS						
		1	6V-5063	1	SEAL-O-RING						
		1	9S-8008	1	PLUG-O-RING						
	12	1	032-3237	1	SPACER (10.93X19.05X25.4-MM THK)						
	13	1	0S-1588	4	BOLT (3/8-16X1.25-IN)						
	14	1	0S-1594	3	BOLT (3/8-16X1-IN)						
	15	1	0S-1619	5	BOLT (3/8-16X3-IN)						
	16	1	0T-0065	4	BOLT (3/8-16X3.5-IN)						
	17	1	109-0074	1	SEAL-O-RING						
	18	1	157-0670	1	CAP-DUST						
	19	1	1A-5964	1	BOLT (3/8-16X4.5-IN)						
	20	1	6V-1585	1	SEAL-O-RING						
	21	1	6V-9027	2	SEAL-O-RING						
	22	1	8C-3446	1	VALVE-FLUID SAMPLING (COOLANT)						
	23	1	8T-1703	1	SEAL-O-RING						

COOLING SYSTEM

364-8175 LINES GP-WATER (contd.)

i05225159



GRAPHIC #1

<END>

g03165256

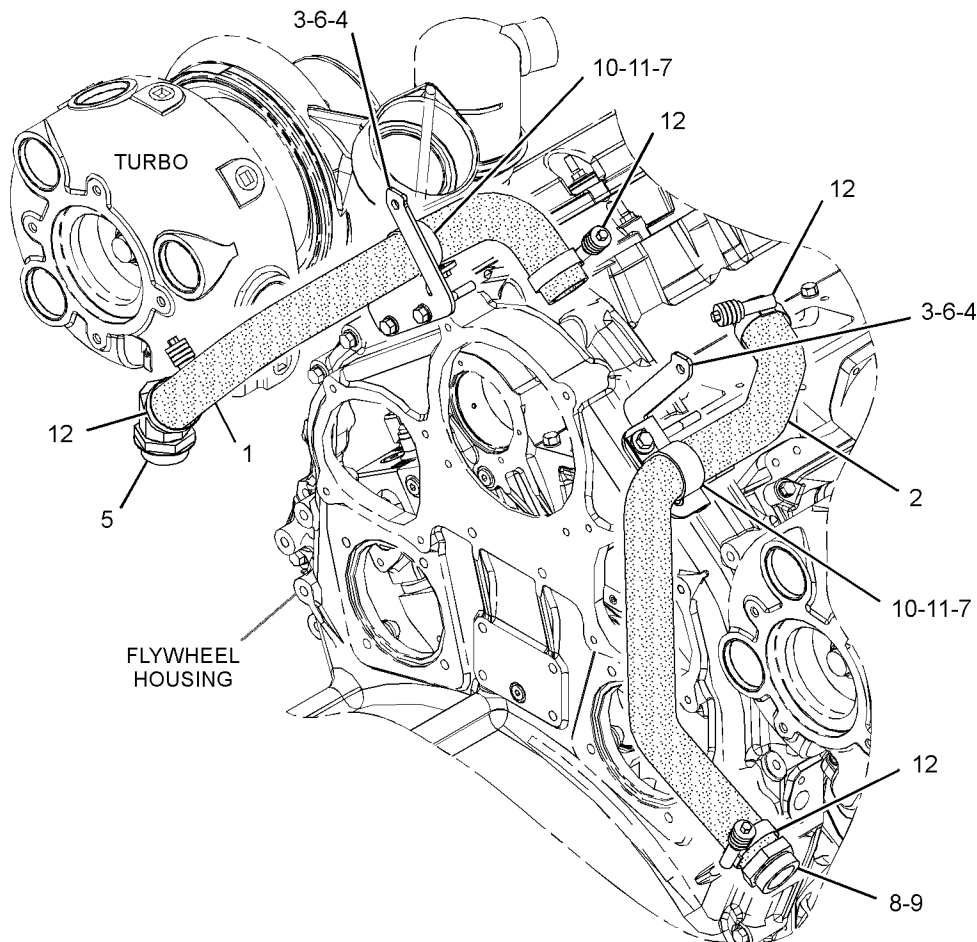
COOLING SYSTEM

364-8181 LINES GP-WATER

SMCS-1355, 1380, 1393

i05110550

NOTE	REF NO	GRAPHIC REF	PART NUMBER	QTY	PART NAME						SEE PAGE
					1	2	3	4	5	6 (PRODUCT LEVEL)	
	1	1	361-9547	1	HOSE						
	2	1	418-9136	1	HOSE						
	3	1	385-8543	2	BRACKET AS						
		1	1F-0750	2	NUT-WELD (3/8-16-THD)						
	4	1	0T-0573	4	BOLT (3/8-16X2.75-IN)						
	5	1	345-3910	1	ELBOW AS						
		1	6K-6307	1	SEAL-O-RING						
		1	345-3909	1	ELBOW						
	6	1	5M-2894	4	WASHER-HARD (10.2X18.5X2.5-MM THK)						
	7	1	5M-3062	2	BOLT (3/8-16X0.75-IN)						
	8	1	5P-1947	1	CONNECTOR						
	9	1	6K-6307	1	SEAL-O-RING						
	10	1	7D-1553	2	CLIP						
	11	1	7X-7729	2	WASHER (11X25X3-MM THK)						
	12	1	8T-4983	4	CLAMP-HOSE						



GRAPHIC #1

<END>

g03161936

COOLING SYSTEM

417-3607 LINES GP-WATER

CANNOT BE USED WITH KEEL COOLED CONFIGURATION
AN ATTACHMENT

SMCS-1355, 1380, 1393

i05000538

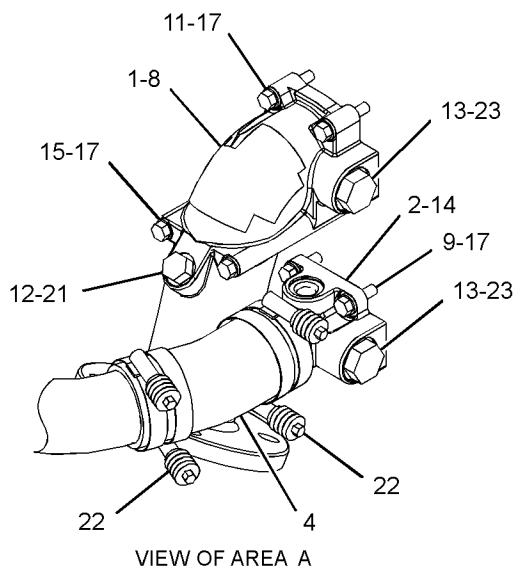
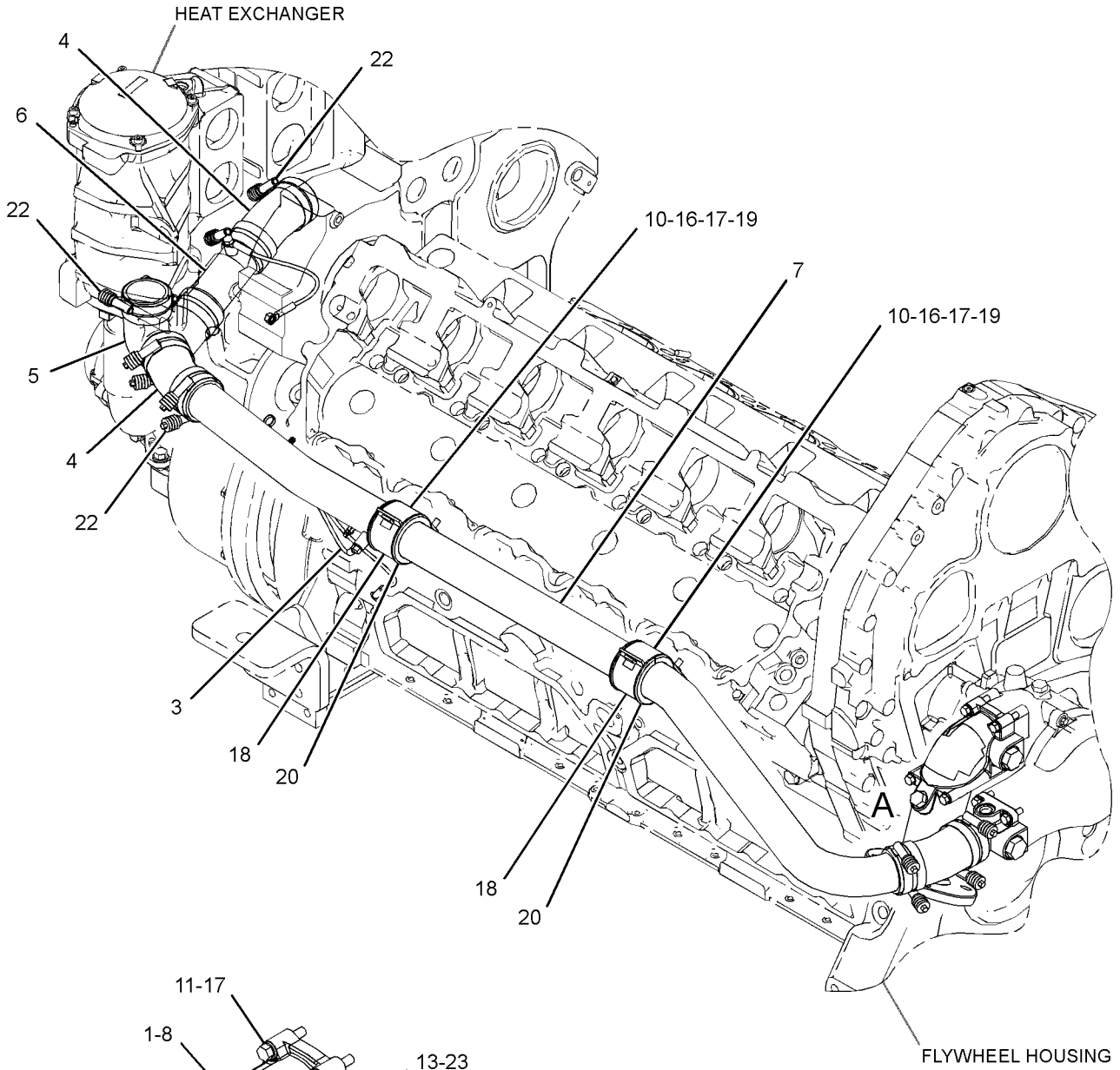
NOTE	REF NO	GRAPHIC REF	PART NUMBER	QTY	PART NAME						SEE PAGE
					1	2	3	4	5	6 (PRODUCT LEVEL)	
	1	1	2H-3931	1	SEAL-O-RING						
	2	1	383-3561	1	ADAPTER						
Y	3	1	385-9117	1	WIRING GP-GROUND (BONDING)						313
	4	1	417-3600	3	HOSE						
	5	1	417-3601	1	HOSE						
	6	1	417-3603	1	TUBE AS						
	7	1	417-3605	1	TUBE AS						
	8	1	417-9353	1	ELBOW						
	9	1	0S-1588	4	BOLT (3/8-16X1.25-IN)						
	10	1	1A-2029	2	BOLT (3/8-16X1.125-IN)						
	11	1	1C-2251	2	BOLT (3/8-16X1.87-IN)						
	12	1	287-7296	1	PLUG-BRASS						
	13	1	3D-2824	2	SEAL-O-RING						
	14	1	3K-4025	1	SEAL-O-RING						
	15	1	4F-0411	2	BOLT (3/8-16X6.5-IN)						
	16	1	4H-1225	2	WASHER (11X22X6-MM THK)						
	17	1	5M-2894	10	WASHER-HARD (10.2X18.5X2.5-MM THK)						
	18	1	6V-1867	2	CLIP (SLOT)						
	19	1	6V-1868	2	CLIP (TAB)						
	20	1	6V-1869	2	GROMMET						
	21	1	6V-6609	1	SEAL-O-RING						
	22	1	8T-4984	16	CLAMP-HOSE						
	23	1	9S-4183	2	PLUG						

Y - SEPARATE ILLUSTRATION

COOLING SYSTEM

417-3607 LINES GP-WATER (contd.)

i05000538



GRAPHIC #1

<END>

g03197097

COOLING SYSTEM

418-5554 LINES GP-WATER FOR USE WITH C32 SCAC MARINE AUXILIARY ENGINES AN ATTACHMENT

SMCS-1355, 1380, 1393

i05162741

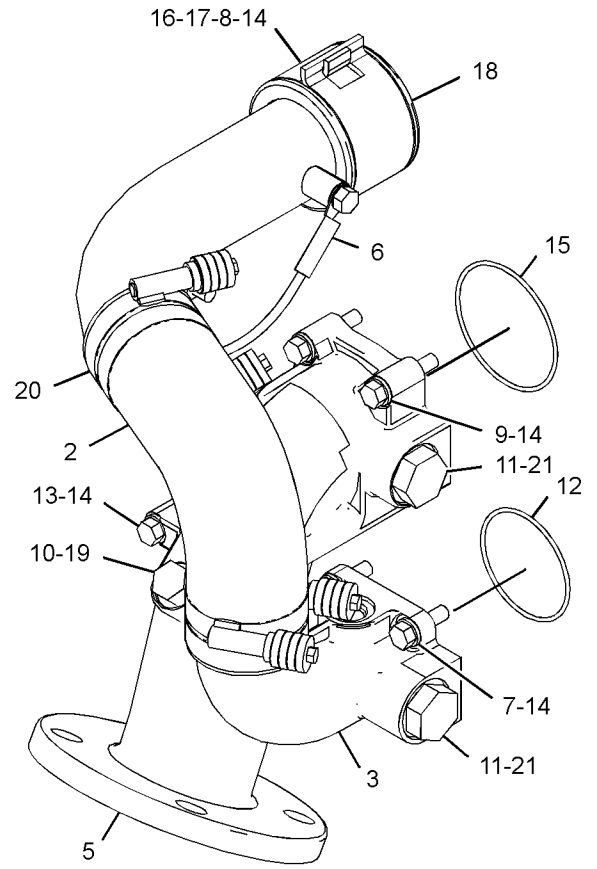
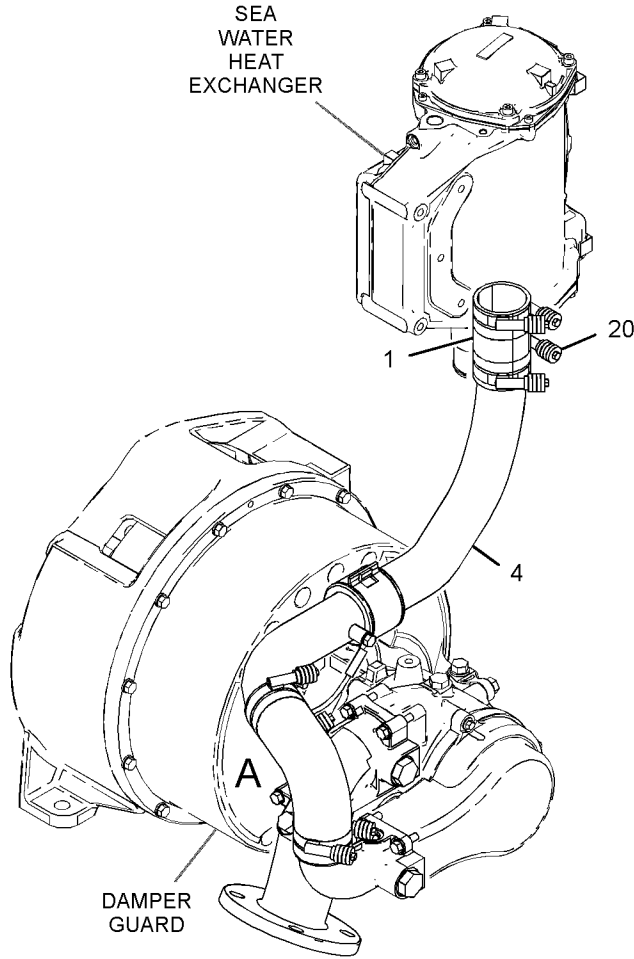
NOTE	REF NO	GRAPHIC REF	PART NUMBER	QTY	PART NAME						SEE PAGE
					1	2	3	4	5	6 (PRODUCT LEVEL)	
	1	1	335-6576	1	HOSE						
	2	1	386-7452	1	HOSE						
	3	1	415-3367	1	ADAPTER						
	4	1	415-3390	1	TUBE AS						
	5	1	417-9353	1	ELBOW						
Y	6	1	418-9616	1	WIRING GP-GROUND (BONDING)						314
	7	1	0S-1588	4	BOLT (3/8-16X1.25-IN)						
	8	1	1A-2029	1	BOLT (3/8-16X1.125-IN)						
	9	1	1C-2251	2	BOLT (3/8-16X1.87-IN)						
	10	1	287-7296	1	PLUG-BRASS						
	11	1	3D-2824	2	SEAL-O-RING						
	12	1	3K-4025	1	SEAL-O-RING						
	13	1	4F-0411	2	BOLT (3/8-16X6.5-IN)						
	14	1	5M-2894	9	WASHER-HARD (10.2X18.5X2.5-MM THK)						
	15	1	5P-3863	1	SEAL-O-RING						
	16	1	6V-1867	1	CLIP (SLOT)						
	17	1	6V-1868	1	CLIP (TAB)						
	18	1	6V-1869	1	GROMMET						
	19	1	6V-6609	1	SEAL-O-RING						
	20	1	8T-4984	8	CLAMP-HOSE						
	21	1	9S-4183	2	PLUG						

Y - SEPARATE ILLUSTRATION

COOLING SYSTEM

418-5554 LINES GP-WATER (contd.)

i05162741



VIEW OF AREA A

GRAPHIC #1

<END>

g03345905

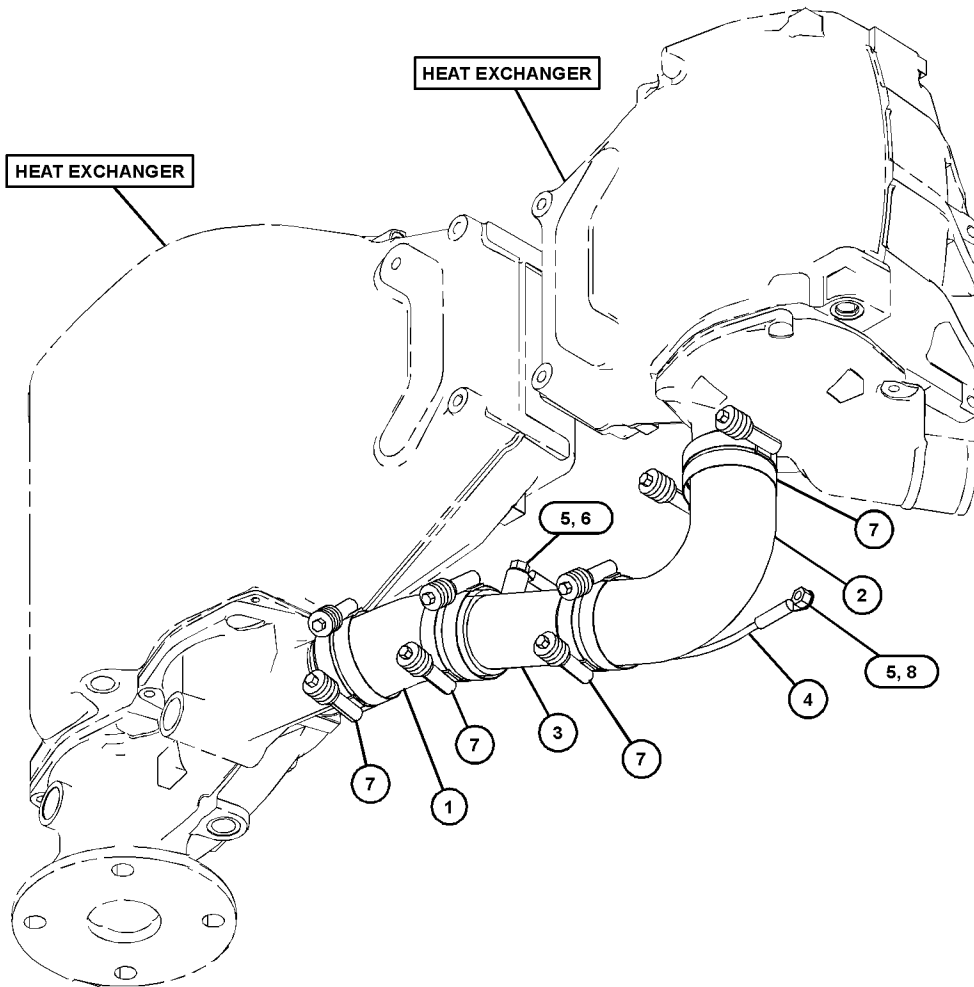
COOLING SYSTEM

421-0065 LINES GP-WATER FOR USE WITH C32 SCAC MARINE AUXILIARY ENGINES AN ATTACHMENT

SMCS-1355, 1380, 1393

i05056393

NOTE	REF NO	GRAPHIC REF	PART NUMBER	QTY	PART NAME						SEE PAGE
					1	2	3	4	5	6 (PRODUCT LEVEL)	
	1	1	417-3600	1	HOSE						
	2	1	417-3601	1	HOSE						
	3	1	417-3603	1	TUBE AS						
	4	1	418-9619	1	WIRE AS (BONDING)						
	5	1	4D-5243	3	LOCKWASHER						
	6	1	5M-3062	1	BOLT (3/8-16X0.75-IN)						
	7	1	8T-4984	8	CLAMP-HOSE						
	8	1	9S-8752	1	NUT-FULL (3/8-16-THD)						



GRAPHIC #1

<END>

g03235358

COOLING SYSTEM

354-2619 MANIFOLD GP-WATER FOR USE WITH C32 SCAC MARINE COMMERCIAL PROP ENGINES

SMCS-1362

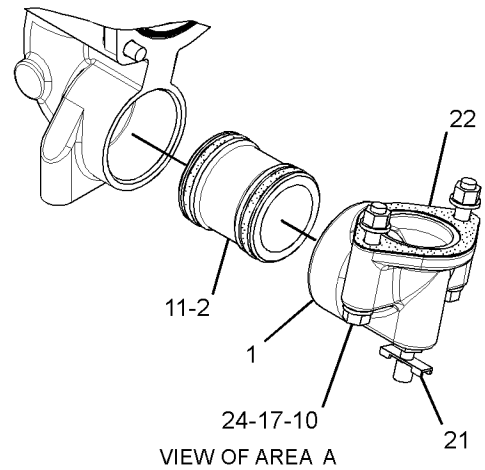
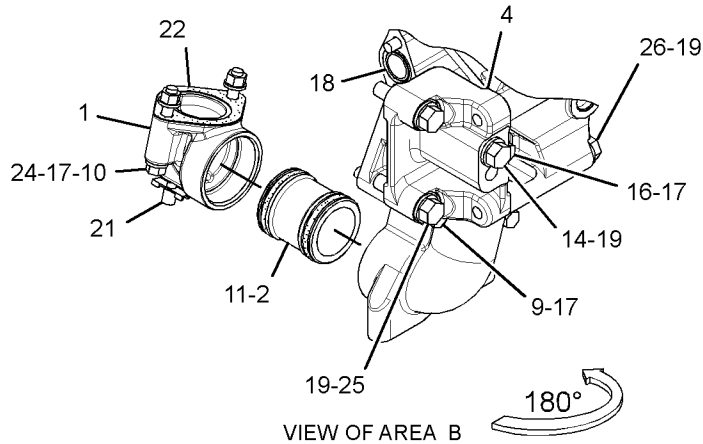
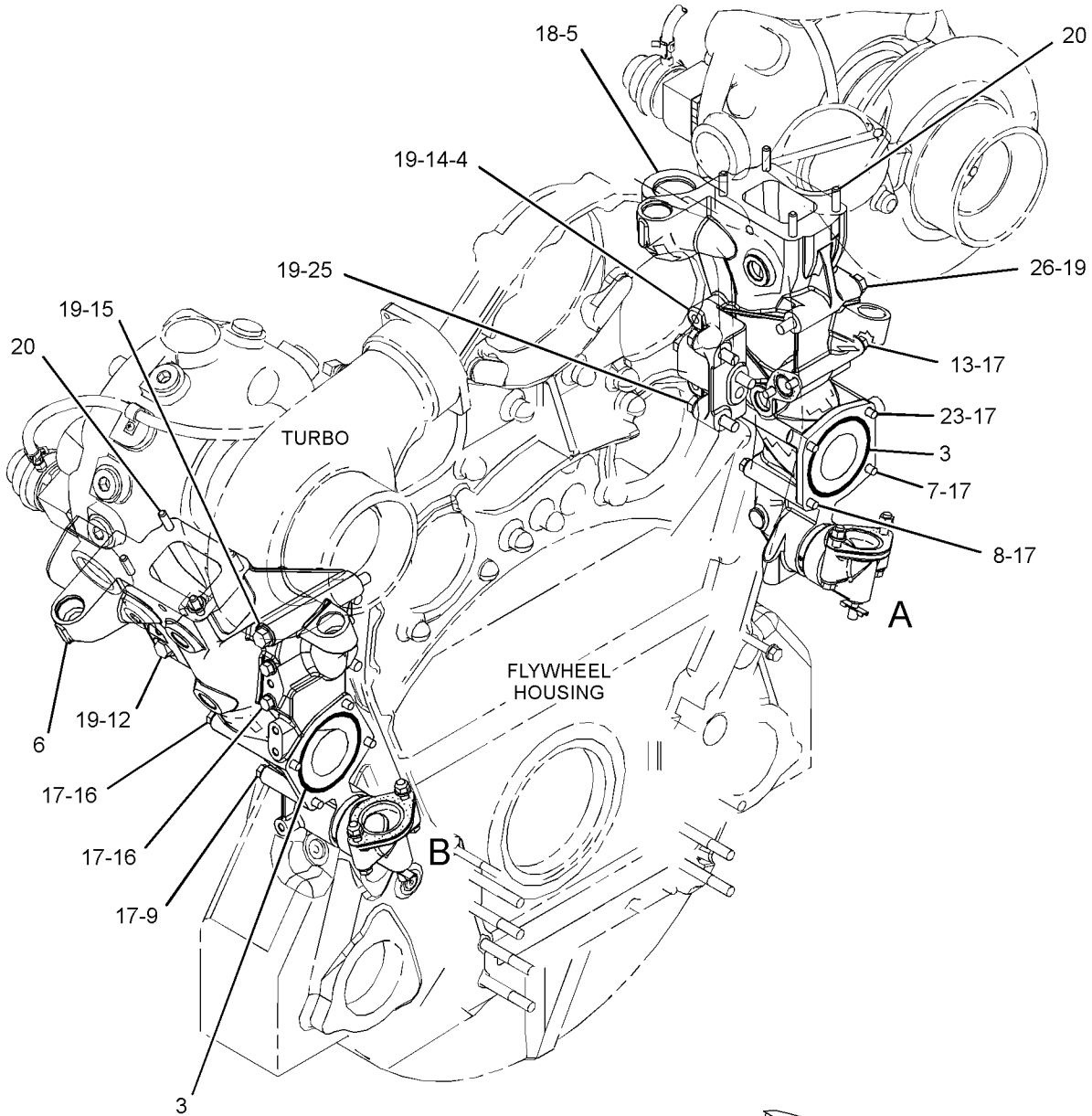
i04878110

NOTE	REF NO	GRAPHIC REF	PART NUMBER	QTY	PART NAME						SEE PAGE
					1	2	3	4	5	6 (PRODUCT LEVEL)	
	1	1	4N-5037	2	ELBOW						
	2	1	4N-5447	2	ADAPTER						
	3	1	229-5332	2	GASKET						
	4	1	358-5399	2	BRACKET						
	5	1	363-6040	1	RISER AS (LH)						
	6	1	363-6041	1	RISER AS (RH)						
					(EACH RISER AS INCLUDES)						
		1	3B-0623	5	PLUG-CUP						
	7	1	0S-1619	1	BOLT (3/8-16X3-IN)						
	8	1	0T-0055	1	BOLT (3/8-16X4.25-IN)						
	9	1	0T-0065	2	BOLT (3/8-16X3.5-IN)						
	10	1	0T-0573	4	BOLT (3/8-16X2.75-IN)						
	11	1	109-0076	4	SEAL-O-RING						
	12	1	1A-0168	1	BOLT (1/2-13X7.5-IN)						
	13	1	1A-5964	2	BOLT (3/8-16X4.5-IN)						
	14	1	1D-4569	2	BOLT (1/2-13X4.25-IN)						
	15	1	2A-1531	1	BOLT (1/2-13X6.5-IN)						
	16	1	5B-2638	4	BOLT (3/8-16X5.25-IN)						
	17	1	5M-2894	20	WASHER-HARD (10.2X18.5X2.5-MM THK)						
	18	1	5P-7530	2	SEAL-O-RING						
	19	1	5P-8245	12	WASHER-HARD (13.5X25.5X3-MM THK)						
	20	1	6L-8562	8	STUD-TAPERLOCK (3/8-16X1.77-IN)						
	21	1	6V-1520	2	VALVE-DRAIN (WATER SPRAY)						
	22	1	7C-0307	2	GASKET						
	23	1	7F-3425	2	BOLT (3/8-16X5.75-IN)						
	24	1	9S-8752	4	NUT-FULL (3/8-16-THD)						
	25	1	9X-8873	4	BOLT (1/2-13X2.25-IN)						
	26	1	9X-8876	4	BOLT (1/2-13X4.75-IN)						

COOLING SYSTEM

354-2619 MANIFOLD GP-WATER (contd.)

i04878110



GRAPHIC #1

<END>

g03164636

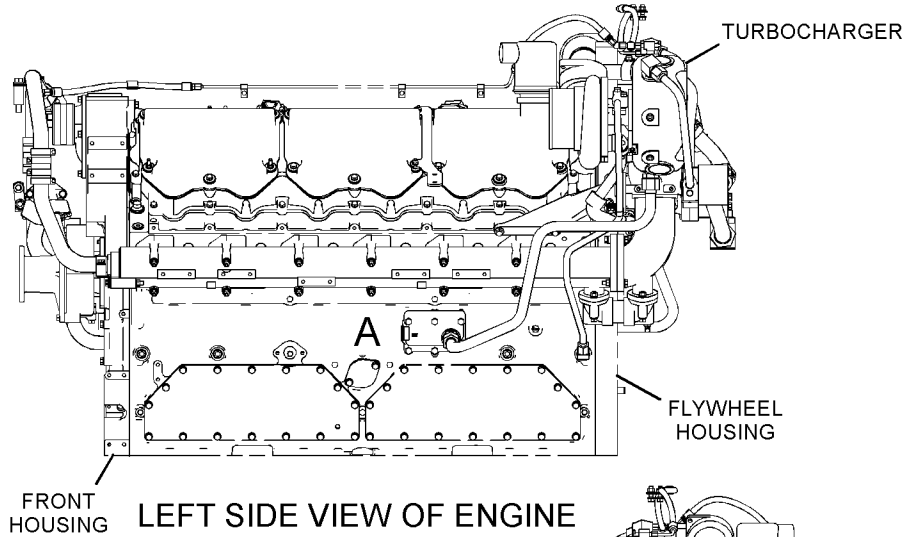
COOLING SYSTEM

309-7024 PLUG GP-WATER LINES CANNOT BE USED WITH JACKET WATER HEATER OPTIONS AN ATTACHMENT

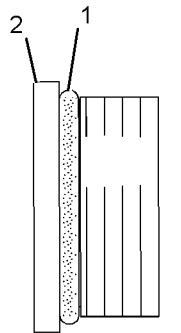
SMCS-1380

i02736573

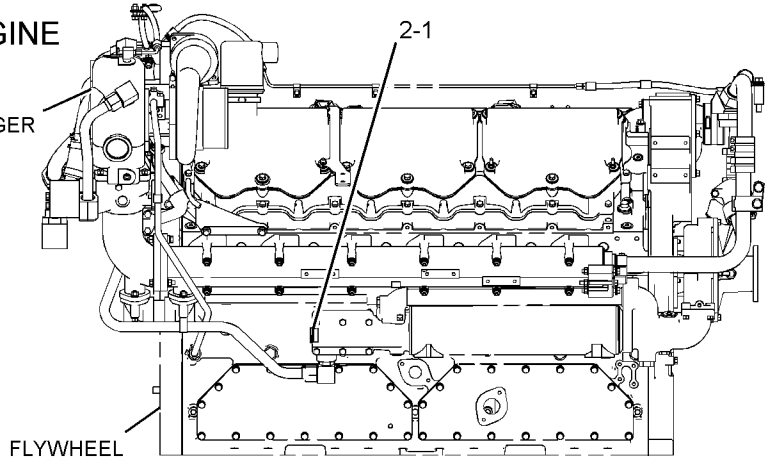
NOTE	REF NO	GRAPHIC REF	PART NUMBER	QTY	PART NAME						SEE PAGE
					1	2	3	4	5	6 (PRODUCT LEVEL)	
	1	1	6V-5064	2	SEAL-O-RING						
	2	1	9S-9334	2	PLUG-O-RING						



LEFT SIDE VIEW OF ENGINE



VIEW OF AREA A



RIGHT SIDE VIEW OF ENGINE

GRAPHIC #1

<END>

g01372776

COOLING SYSTEM

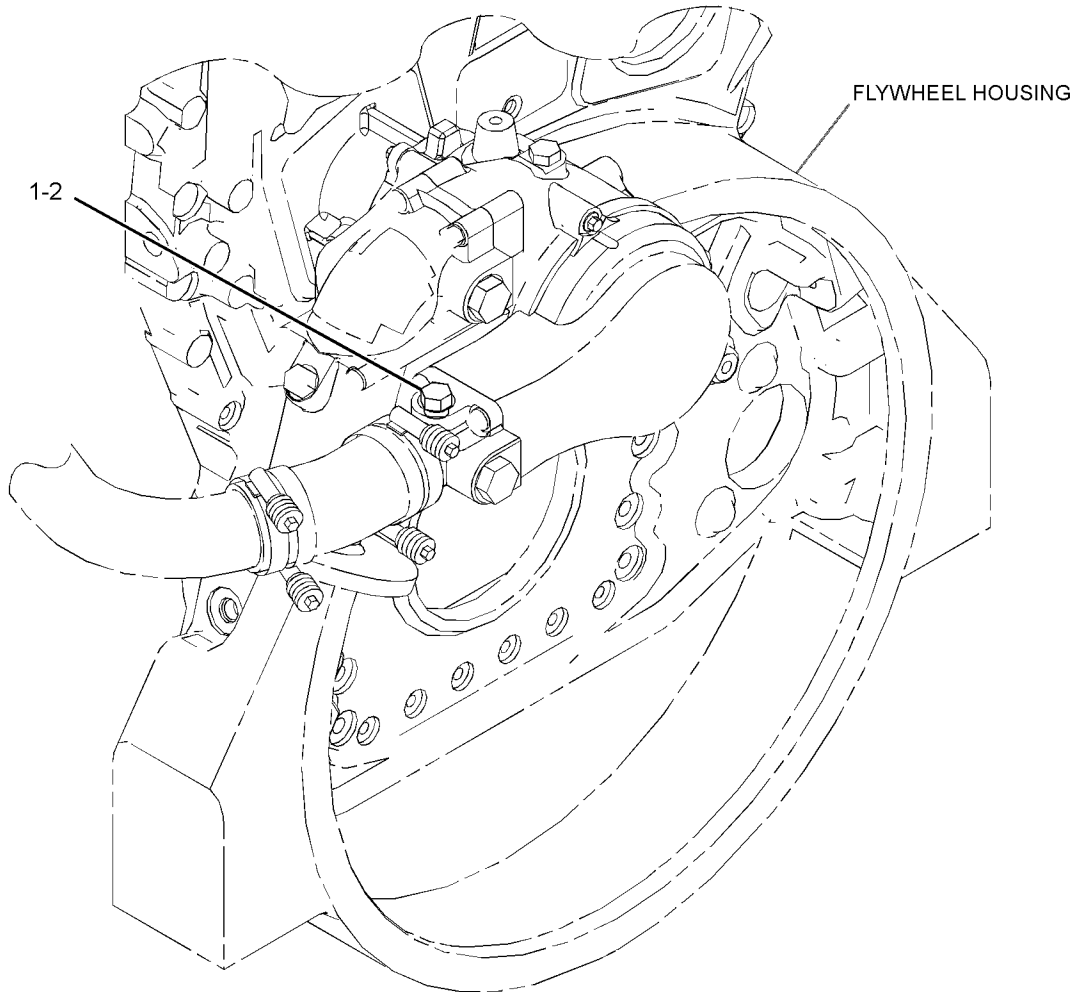
419-4166 PLUG GP-WATER LINES

FOR USE WITH C32 TIER III SCAC HEX COOLED ENGINES
CANNOT BE USED WITH C32 MARINE ALARM AND PROTECTION SYSTEM
AN ATTACHMENT

SMCS-1380

i05001898

NOTE	REF NO	GRAPHIC REF	PART NUMBER	QTY	PART NAME						SEE PAGE
					1	2	3	4	5	6 (PRODUCT LEVEL)	
	1	1	287-7296	1	PLUG-BRASS						
	2	1	6V-6609	1	SEAL-O-RING						



GRAPHIC #1

<END>

g03196396

COOLING SYSTEM

355-0325 PUMP GP-AUXILIARY SEA WATER

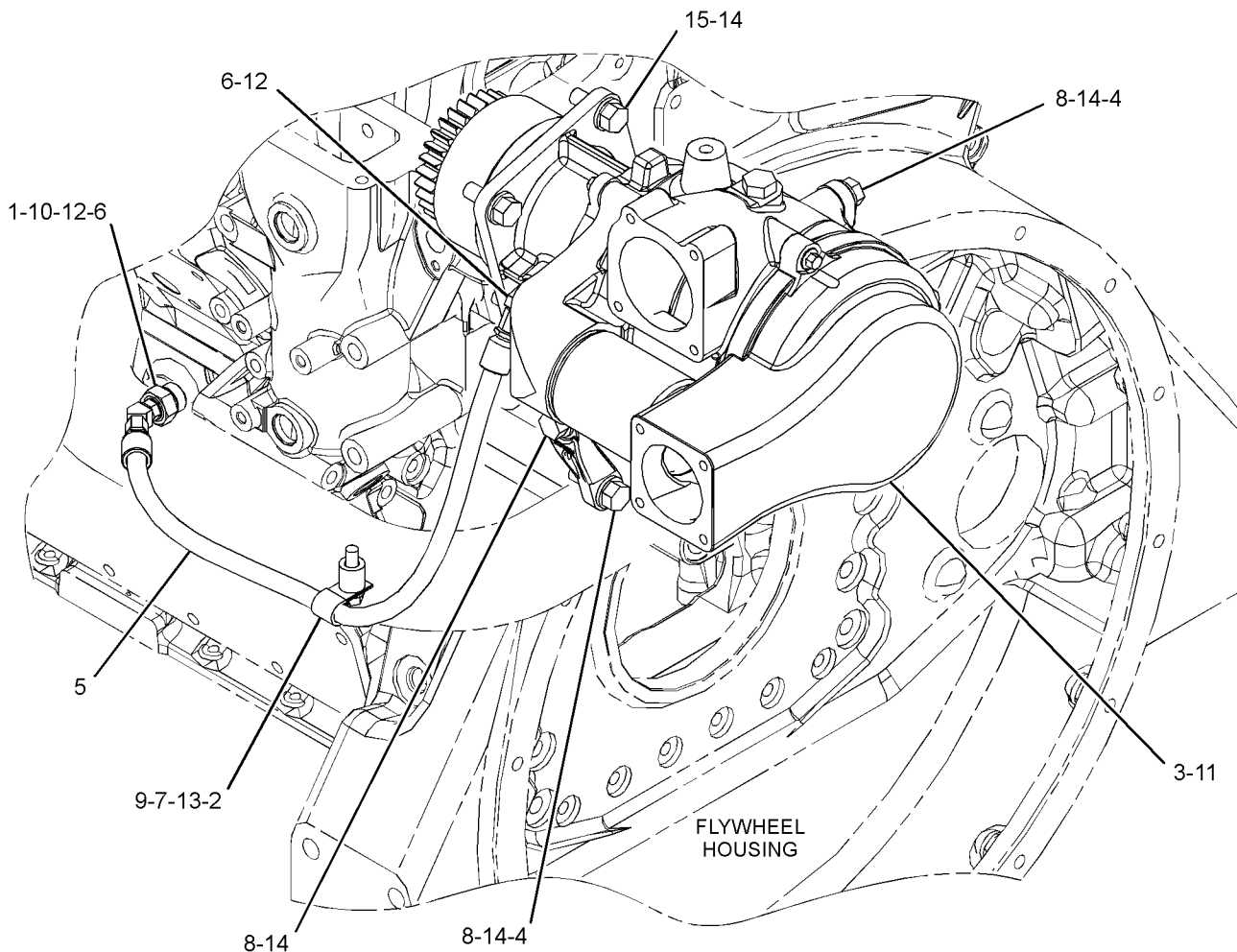
AN ATTACHMENT

TYPE 1

SMCS-1371

i04883569

NOTE	REF NO	GRAPHIC REF	PART NUMBER	QTY	PART NAME						SEE PAGE
					1	2	3	4	5	6 (PRODUCT LEVEL)	
1	1	1	8K-4739	1	ADAPTER						
2	1	1	144-8344	1	SPACER (11X19X20-MM THK)						
3	1	1	364-8265	1	PUMP GP-AUXILIARY SEA WATER						
4	1	1	378-5634	2	BRACKET						
5	1	1	384-5461	1	HOSE AS						
6	1	1	030-7941	2	ELBOW						
7	1	1	0S-1571	1	BOLT (3/8-16X1.75-IN)						
8	1	1	0S-1585	4	BOLT (1/2-13X1.5-IN)						
9	1	1	174-5907	1	CLIP						
10	1	1	2M-9780	1	SEAL-O-RING						
11	1	1	310-3954	1	SEAL-O-RING						
12	1	1	3J-7354	2	SEAL-O-RING						
13	1	1	5M-2894	1	WASHER-HARD (10.2X18.5X2.5-MM THK)						
14	1	1	5P-8245	8	WASHER-HARD (13.5X25.5X3-MM THK)						
15	1	1	6C-3242	4	BOLT (1/2-13X1.37-IN)						



GRAPHIC #1

<END>

g03292717

COOLING SYSTEM

355-0325 PUMP GP-AUXILIARY SEA WATER

AN ATTACHMENT

TYPE 2

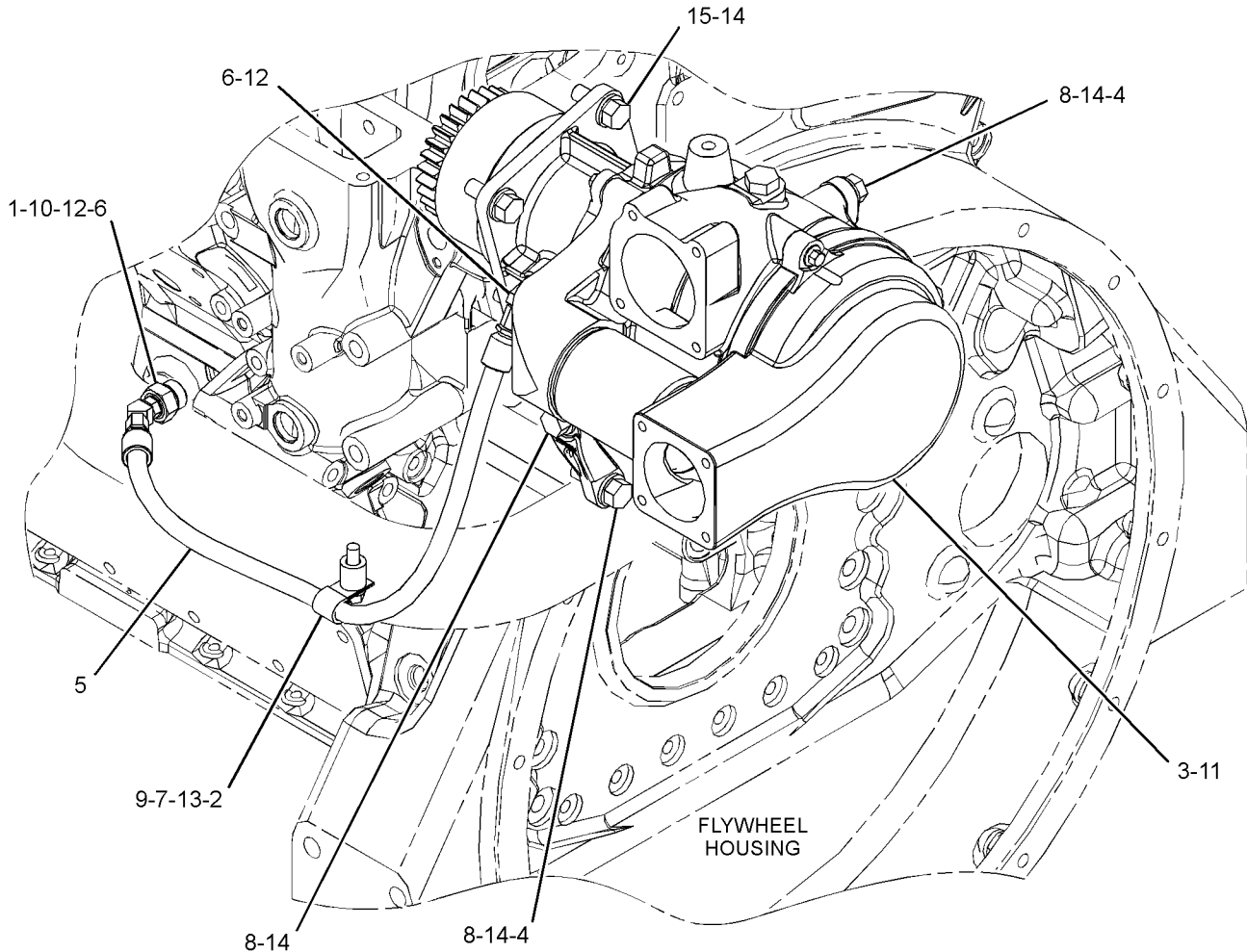
SMCS-1371

i05254595

NOTE	REF NO	GRAPHIC REF	PART NUMBER	QTY	PART NAME						SEE PAGE
					1	2	3	4	5	6 (PRODUCT LEVEL)	
	1	1	8K-4739	1	ADAPTER						
	2	1	144-8344	1	SPACER (11X19X20-MM THK)						
C	3	1	417-2997	1	PUMP GP-AUXILIARY SEA WATER						
	4	1	378-5634	2	BRACKET						
CI	5	1	420-8993	1	HOSE AS						
	6	1	030-7941	2	ELBOW						
C	7	1	0S-1591	1	BOLT (3/8-16X1.5-IN)						
	8	1	0S-1585	4	BOLT (1/2-13X1.5-IN)						
	9	1	174-5907	1	CLIP						
	10	1	2M-9780	1	SEAL-O-RING						
	11	1	310-3954	1	SEAL-O-RING						
	12	1	3J-7354	2	SEAL-O-RING						
	13	1	5M-2894	1	WASHER-HARD (10.2X18.5X2.5-MM THK)						
	14	1	5P-8245	8	WASHER-HARD (13.5X25.5X3-MM THK)						
	15	1	6C-3242	4	BOLT (1/2-13X1.37-IN)						

C - CHANGE FROM PREVIOUS TYPE

I - REFER TO HYDRAULIC INFORMATION SYSTEM



GRAPHIC #1

<END>

g03292717

COOLING SYSTEM

417-0951 PUMP GP-AUXILIARY SEA WATER PART OF 418-8363 PUMP GP-AUXILIARY SEA WATER AN ATTACHMENT

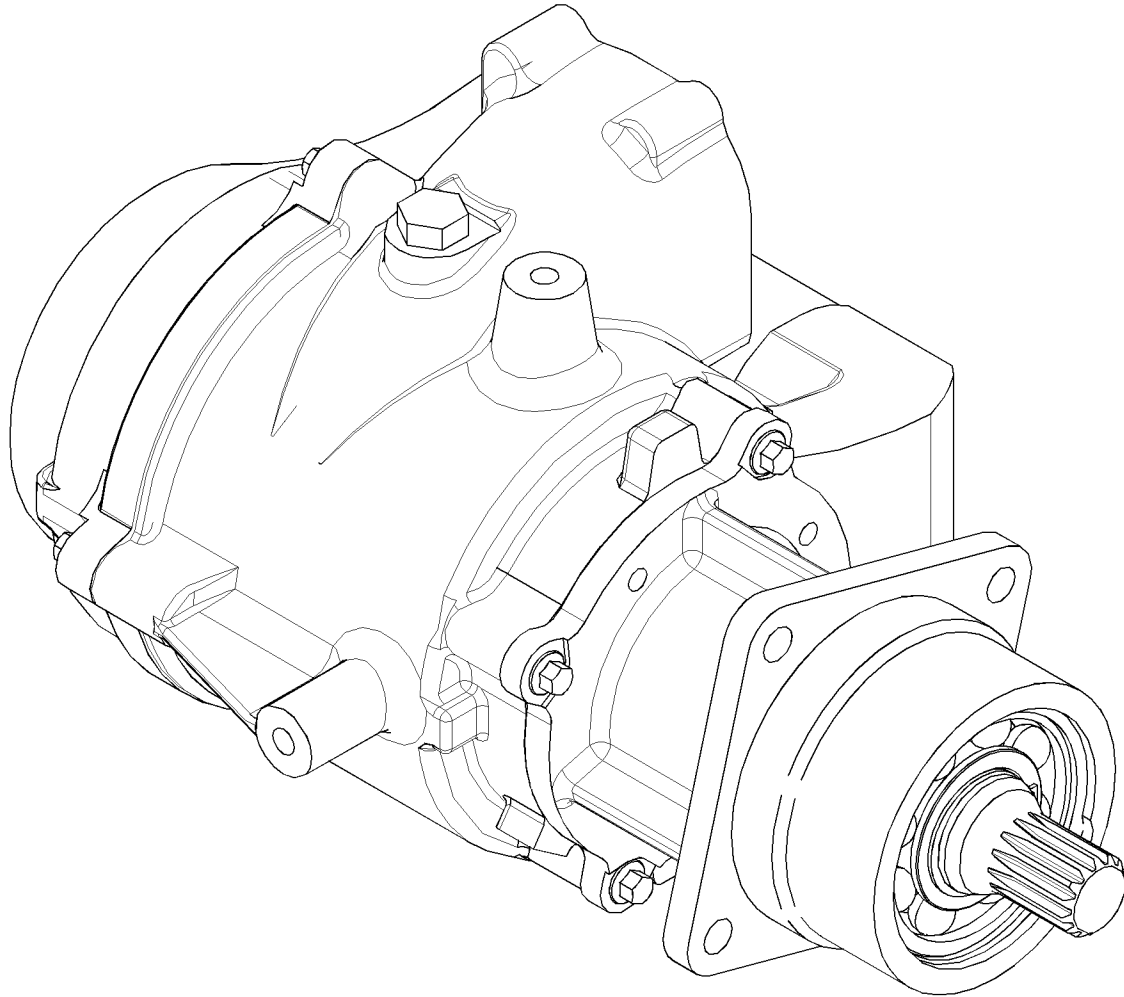
SMCS-1371

i05162543

NOTE	REF NO	GRAPHIC REF	PART NUMBER	QTY	PART NAME	SEE PAGE
------	--------	-------------	-------------	-----	-----------	----------

1 2 3 4 5 6 (PRODUCT LEVEL)

(NO BREAKDOWN OF SERVICEABLE PARTS AVAILABLE
AT TIME OF PUBLICATION)



GRAPHIC #1

<END>

g03345922

COOLING SYSTEM

418-8363 PUMP GP-AUXILIARY SEA WATER

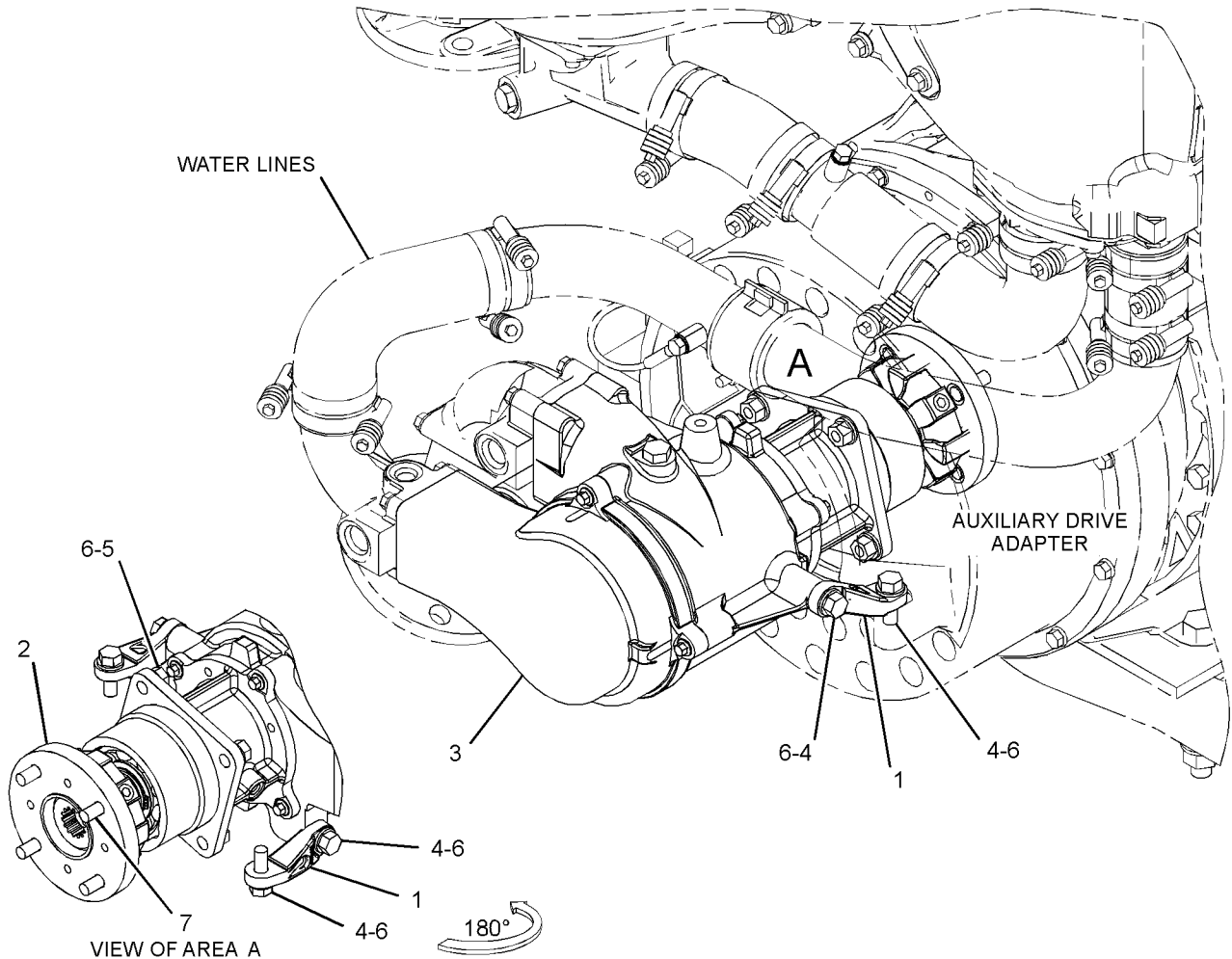
FOR USE WITH C32 SCAC AUX FRONT MOUNT SEA WATER PUMP
AN ATTACHMENT

SMCS-1371

i05162530

NOTE	REF NO	GRAPHIC REF	PART NUMBER	QTY	PART NAME						SEE PAGE
					1	2	3	4	5	6 (PRODUCT LEVEL)	
	1	1	378-5634	2	BRACKET						
	2	1	416-8335	1	COUPLING AS						
Y	3	1	417-0951	1	PUMP GP-AUXILIARY SEA WATER						173
	4	1	0S-1585	4	BOLT (1/2-13X1.5-IN)						
	5	1	1F-7958	4	NUT-FULL (1/2-13-THD)						
	6	1	5P-8245	8	WASHER-HARD (13.5X25.5X3-MM THK)						
	7	1	9M-6590	4	BOLT-12 POINT HEAD (1/2-13X1-IN)						

Y - SEPARATE ILLUSTRATION



GRAPHIC #1

<END>

g03345748

COOLING SYSTEM

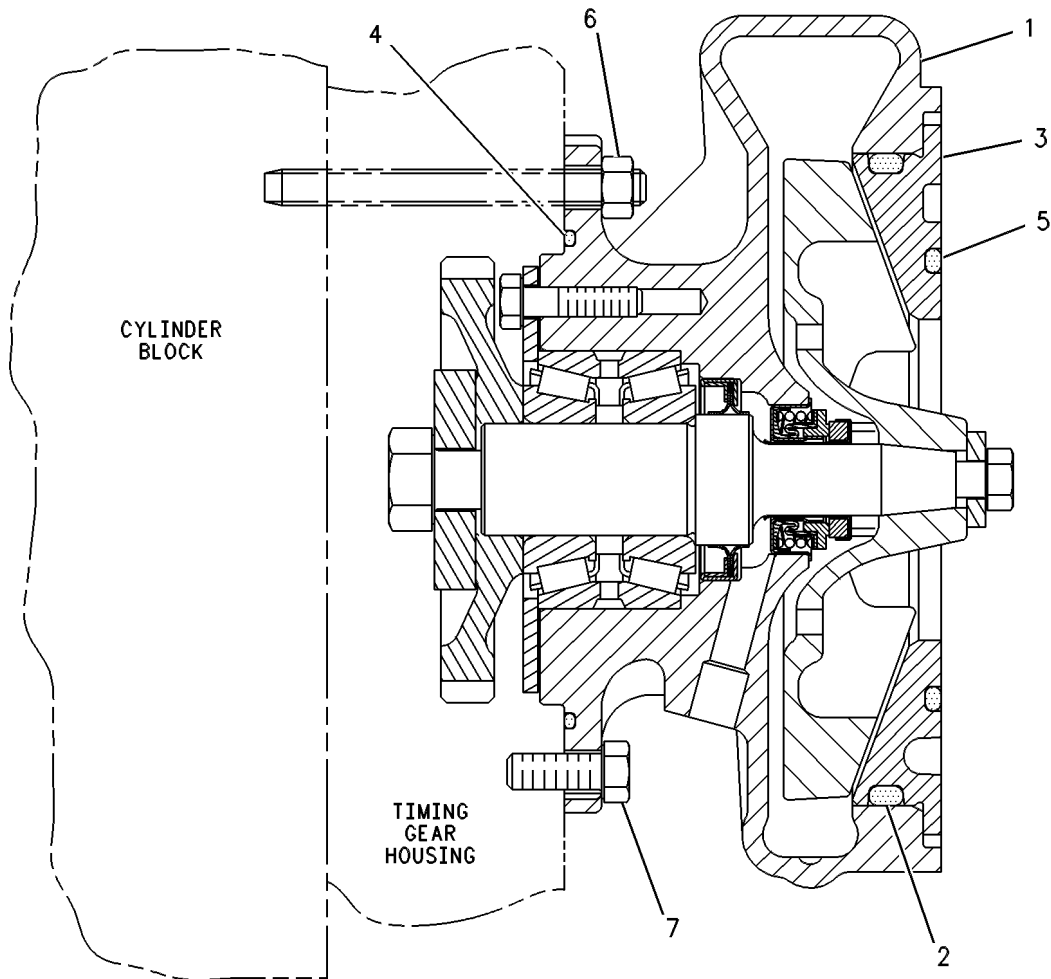
4N-5837 PUMP GP-WATER

SMCS-1361

i04486791

NOTE	REF NO	GRAPHIC REF	PART NUMBER	QTY	PART NAME						SEE PAGE
					1	2	3	4	5	6	
CYR	1	1	352-0200	1	PUMP GP-WATER						176
	2	1	112-1579	1	SEAL-O-RING						
	3	1	101-2749	1	ADAPTER						
	4	1	9X-7371	1	SEAL-O-RING						
	5	1	112-1580	1	SEAL-O-RING						
	6	1	9S-8752	4	NUT-FULL (3/8-16-THD)						
	7	1	1A-2029	1	BOLT (3/8-16X1.125-IN)						

C - CHANGE FROM PREVIOUS TYPE
 R - REMFG PART MAY BE AVAILABLE
 Y - SEPARATE ILLUSTRATION



GRAPHIC #1

<END>

g00277057

COOLING SYSTEM

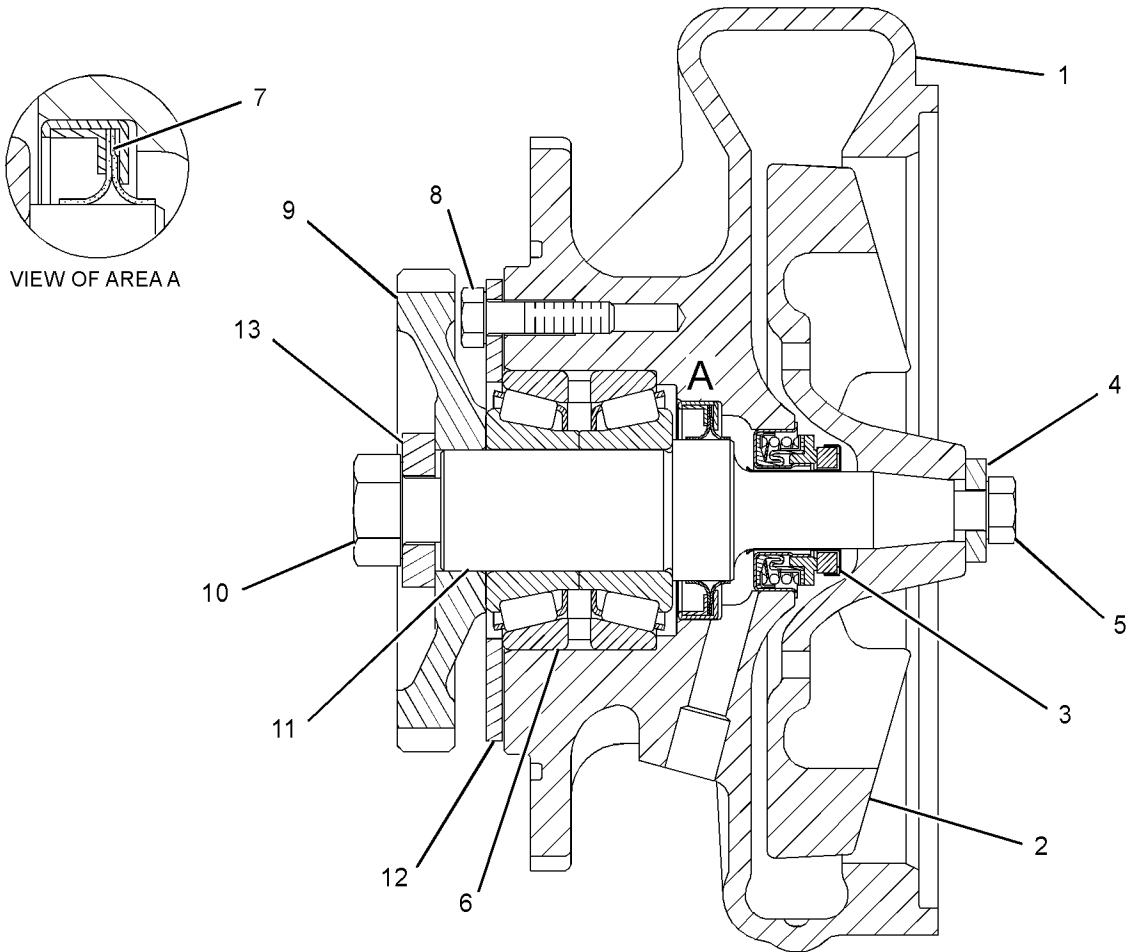
352-0200 PUMP GP-WATER*R

PART OF 4N-5837 PUMP GP-WATER

SMCS-1361

i04488254

NOTE	REF NO	GRAPHIC REF	PART NUMBER	QTY	PART NAME						SEE PAGE
					1	2	3	4	5	6	
1	1	1	137-1344	1	HOUSING AS-PUMP						
			4M-1336	1	FERRULE						
			5H-8985	1	PIN-SPRING						
			8T-6764	1	PLUG-PIPE (1/8-27-THD)						
			111-2721	1	PLUG-FELT						
2	1	1	137-1970	1	IMPELLER-PUMP						
3	1	1	349-2654	1	SEAL-WATER PUMP						
4	1	1	9M-6527	1	WASHER-HARD (10.2X25.5X5-MM THK)						
5	1	1	0S-1591	1	BOLT (3/8-16X1.5-IN)						
6	1	1	108-7930	1	BEARING AS-ROLLER						
7	1	1	153-1256	1	SEAL-LIP TYPE						
8	1	1	1B-7182	4	BOLT (5/16-18X1.25-IN)						
9	1	1	4N-1948	1	GEAR (43-TEETH)						
10	1	1	1A-1135	1	BOLT (5/8-11X2-IN)						
11	1	1	135-4928	1	SHAFT-WATER PUMP						
12	1	1	136-1107	1	RETAINER						
13	1	1	5S-0581	1	WASHER-HARD (17X38X8-MM THK)						



GRAPHIC #1

<END>

g02681597

COOLING SYSTEM

356-1246 PUMP GP-WATER

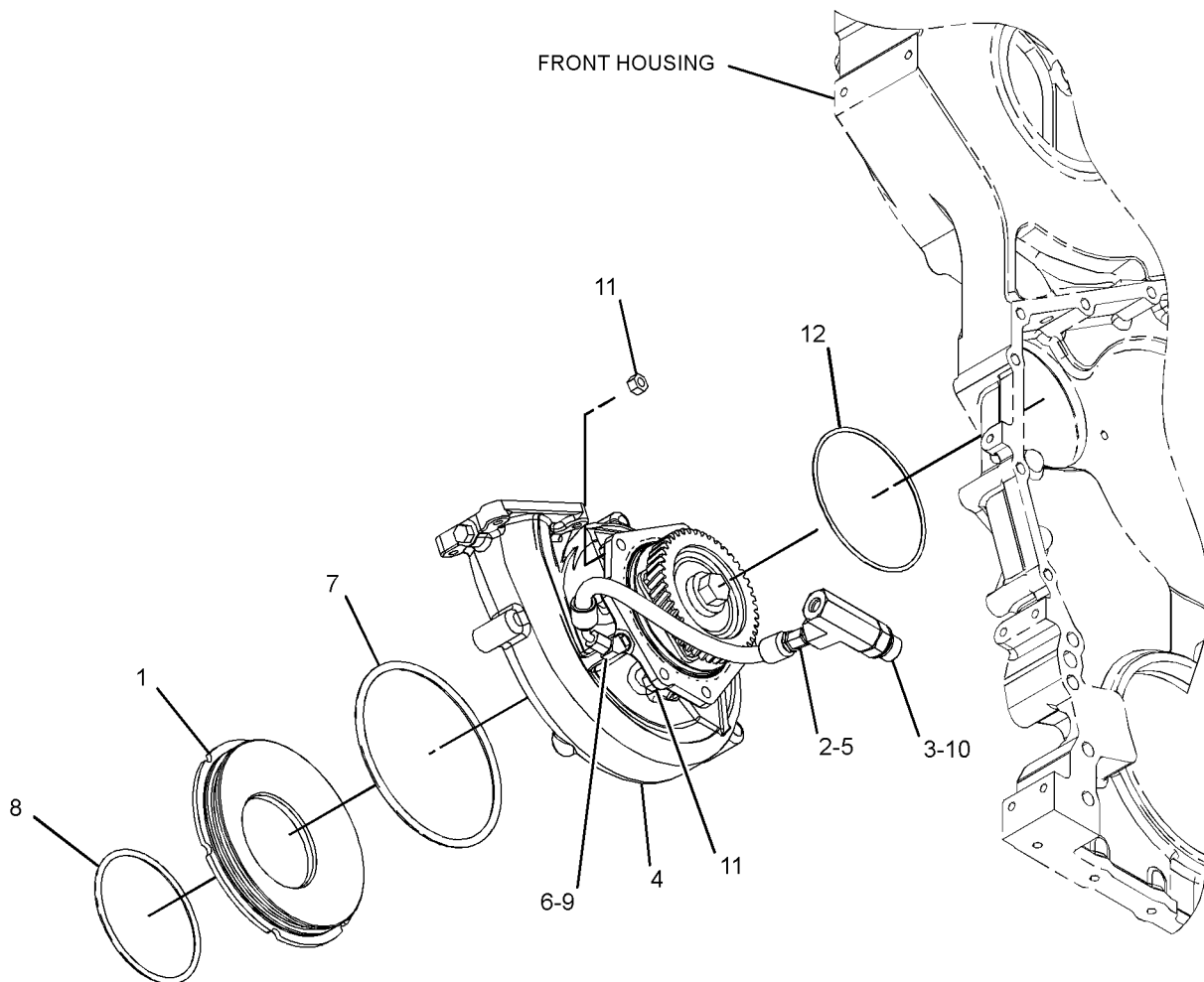
SEPARATE CIRCUIT

SMCS-1361

i05166377

NOTE	REF NO	GRAPHIC REF	PART NUMBER	QTY	PART NAME						SEE PAGE
					1	2	3	4	5	6 (PRODUCT LEVEL)	
	1	1	101-2749	1	ADAPTER						
	2	1	366-4681	1	CONNECTOR AS						
		1	3J-7352	1	CONNECTOR						
		1	6V-9027	1	SEAL-O-RING						
	3	1	371-7172	1	ADAPTER-TEE						
Y	4	1	395-3467	1	PUMP GP-WATER						178
I	5	1	420-8979	1	HOSE AS						
	6	1	030-7941	1	ELBOW						
	7	1	112-1579	1	SEAL-O-RING						
	8	1	112-1580	1	SEAL-O-RING						
	9	1	214-7566	1	SEAL-O-RING						
	10	1	238-5081	1	SEAL-O-RING						
	11	1	9S-8752	5	NUT-FULL (3/8-16-THD)						
	12	1	9X-7371	1	SEAL-O-RING						

I - REFER TO HYDRAULIC INFORMATION SYSTEM
 Y - SEPARATE ILLUSTRATION



GRAPHIC #1

<END>

g03345029

COOLING SYSTEM

395-3467 PUMP GP-WATER

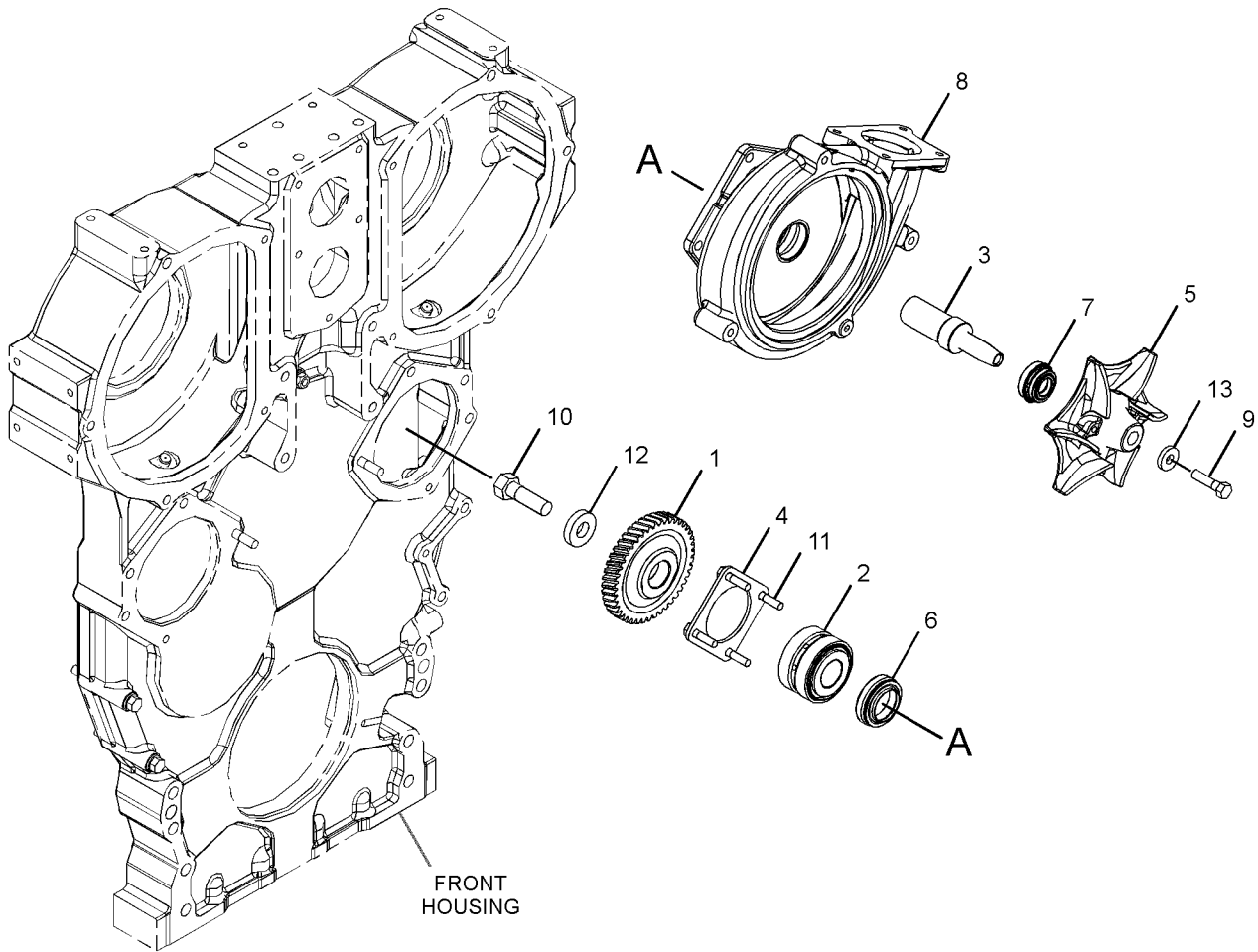
PART OF 356-1246 PUMP GP-WATER

SMCS-1361

i04972537

NOTE	REF NO	GRAPHIC REF	PART NUMBER	QTY	PART NAME						SEE PAGE
					1	2	3	4	5	6 (PRODUCT LEVEL)	
	1	1	4N-1948	1	GEAR (43-TEETH)						
	2	1	108-7930	1	BEARING AS-ROLLER						
	3	1	135-4928	1	SHAFT-WATER PUMP						
	4	1	136-1107	1	RETAINER						
	5	1	137-1970	1	IMPELLER-PUMP						
	6	1	153-1256	1	SEAL-LIP TYPE						
	7	1	349-2654	1	SEAL-WATER PUMP						
Y	8	1	395-3465	1	HOUSING AS-PUMP						148
	9	1	0S-1591	1	BOLT (3/8-16X1.5-IN)						
	10	1	1A-1135	1	BOLT (5/8-11X2-IN)						
	11	1	1B-7182	4	BOLT (5/16-18X1.25-IN)						
	12	1	5S-0581	1	WASHER-HARD (17X38X8-MM THK)						
	13	1	9M-6527	1	WASHER-HARD (10.2X25.5X5-MM THK)						

Y - SEPARATE ILLUSTRATION



GRAPHIC #1

<END>

g03161776

COOLING SYSTEM

353-9365 TANK GP-EXPANSION

SMCS-1354

i04878049

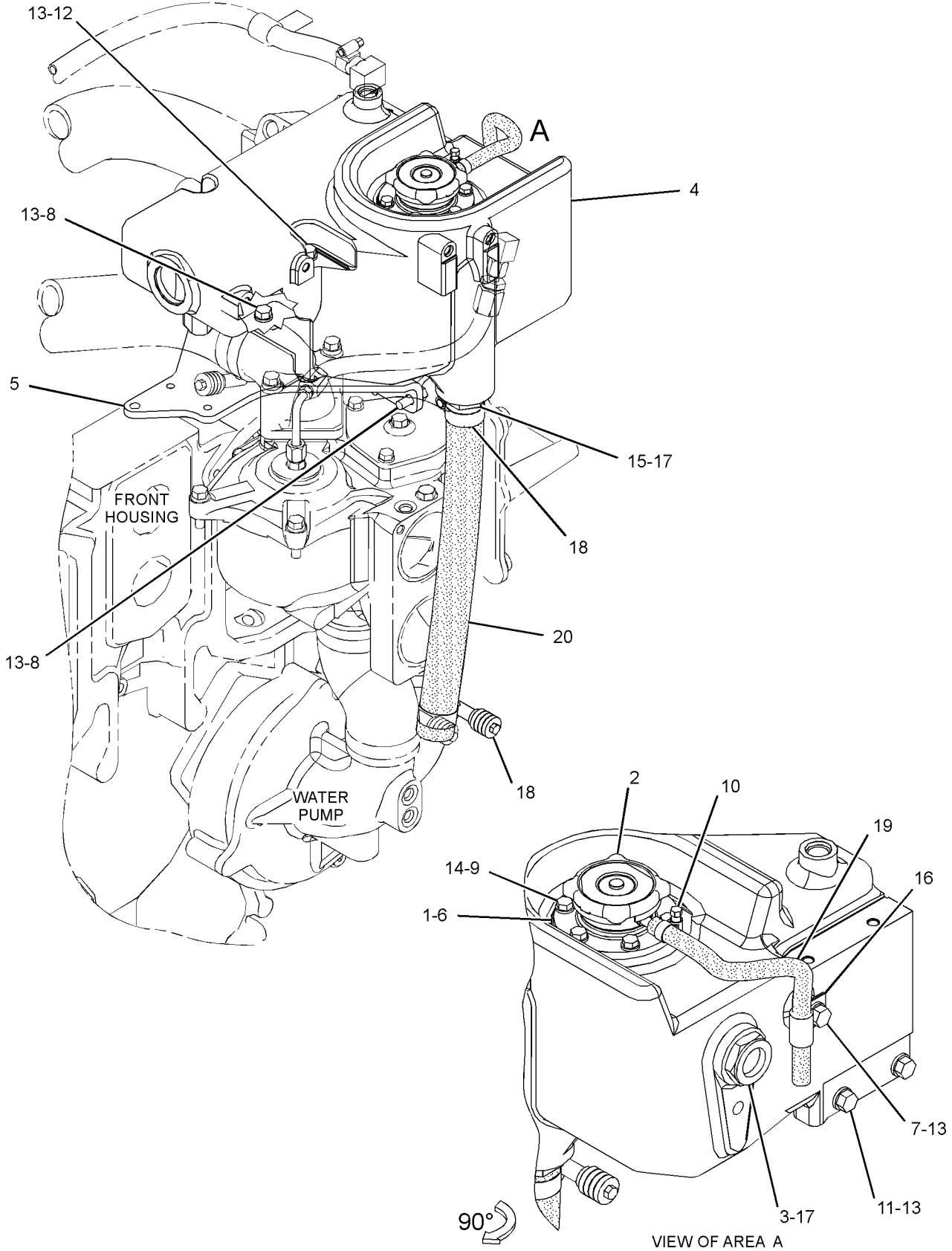
NOTE	REF NO	GRAPHIC REF	PART NUMBER	QTY	PART NAME						SEE PAGE
					1	2	3	4	5	6 (PRODUCT LEVEL)	
	1	1	4L-7636	1	GASKET						
	2	1	7C-9906	1	CAP AS-PRESSURE RELIEF (14-PSI)						
	3	1	9Y-9236	1	GAUGE-SIGHT						
	4	1	353-9366	1	TANK AS-EXPANSION						
		1	5P-0063	1	PLUG-CUP						
	5	1	357-4857	1	BRACKET						
	6	1	364-1888	1	FILLER AS						
		1	3L-5893	1	TUBE-OVERFLOW						
	7	1	0L-1351	1	BOLT (3/8-16X0.875-IN)						
	8	1	0S-1594	4	BOLT (3/8-16X1-IN)						
	9	1	0S-1615	6	BOLT (1/4-20X0.75-IN)						
	10	1	1P-4278	1	CLAMP-HOSE						
	11	1	3B-1915	2	BOLT (3/8-16X1.375-IN)						
	12	1	4F-0411	2	BOLT (3/8-16X6.5-IN)						
	13	1	5M-2894	9	WASHER-HARD (10.2X18.5X2.5-MM THK)						
	14	1	5P-0537	6	WASHER-HARD (7.2X14.5X2-MM THK)						
	15	1	5P-4362	1	CONNECTOR						
	16	1	5P-9299	1	CLIP						
	17	1	6V-5064	2	SEAL-O-RING						
	18	1	7X-7958	2	CLAMP-HOSE						
E	19	1	5P-1420		HOSE (25.6-CM)						
E	20	1	5P-1251		HOSE (38.5-CM)						

E - ORDER BY THE CENTIMETER

COOLING SYSTEM

353-9365 TANK GP-EXPANSION (contd.)

i04878049



GRAPHIC #1

<END>

g03173356

COOLING SYSTEM

356-5196 TANK GP-EXPANSION

FOR USE WITH C32 TIER III MARINE ENGINES

TYPE 1

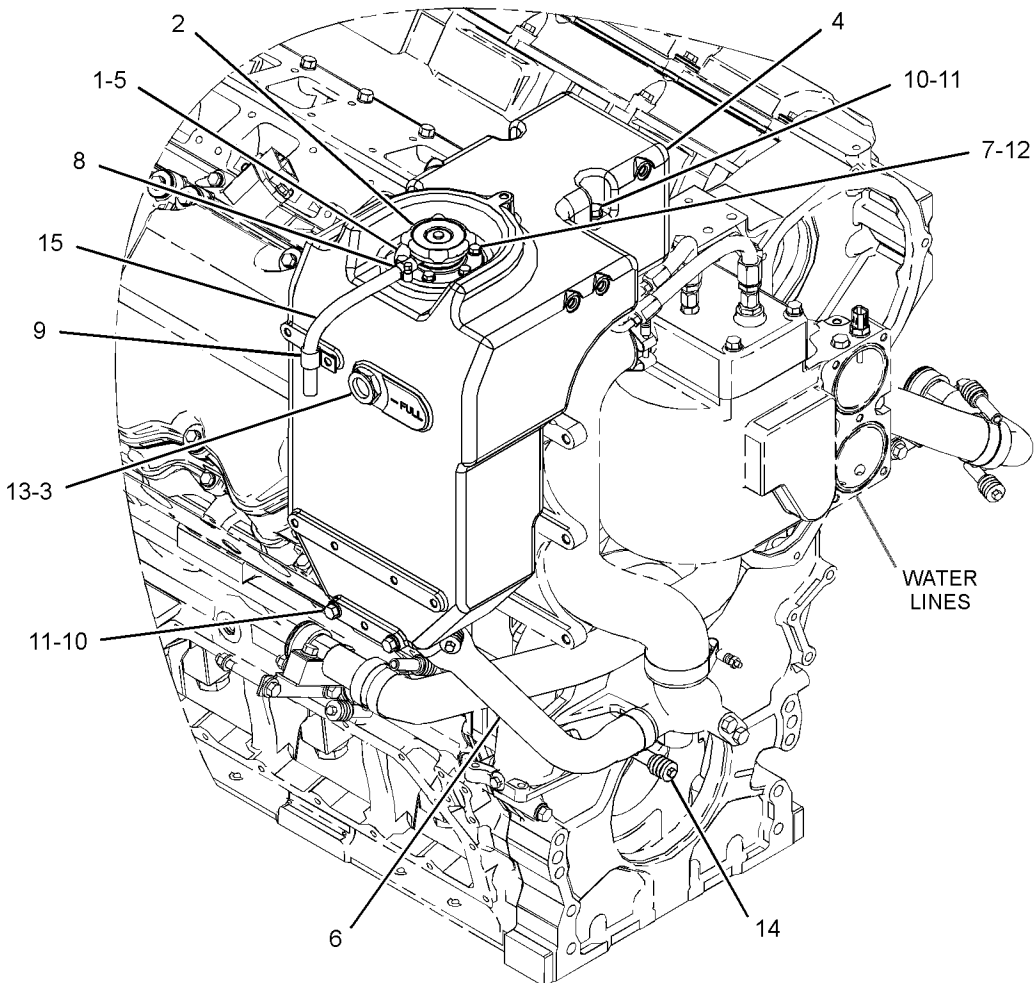
SMCS-1354

i04883551

NOTE	REF NO	GRAPHIC REF	PART NUMBER	QTY	PART NAME						SEE PAGE
					1	2	3	4	5	6 (PRODUCT LEVEL)	
	1	1	4L-7636	1	GASKET						
	2	1	7C-9906	1	CAP AS-PRESSURE RELIEF (14-PSI)						
	3	1	9Y-9236	1	GAUGE-SIGHT						
Y	4	1	356-5197	1	TANK GP-EXPANSION						183
	5	1	363-3500	1	NECK AS-FILLER						
	6	1	383-2003	1	HOSE						
	7	1	0S-1615	6	BOLT (1/4-20X0.75-IN)						
	8	1	1P-4278	1	CLAMP-HOSE						
	9	1	4K-8864	1	CLIP						
	10	1	5F-4899	5	BOLT (3/8-16X5.5-IN)						
	11	1	5M-2894	5	WASHER-HARD (10.2X18.5X2.5-MM THK)						
	12	1	5P-0537	6	WASHER-HARD (7.2X14.5X2-MM THK)						
	13	1	6V-5064	1	SEAL-O-RING						
	14	1	8T-4983	2	CLAMP-HOSE						
E	15	1	5P-1420		HOSE (26-CM)						

E - ORDER BY THE CENTIMETER

Y - SEPARATE ILLUSTRATION



GRAPHIC #1

<END>

g03293676

COOLING SYSTEM

356-5196 TANK GP-EXPANSION

FOR USE WITH C32 TIER III MARINE ENGINES

TYPE 2

SMCS-1354

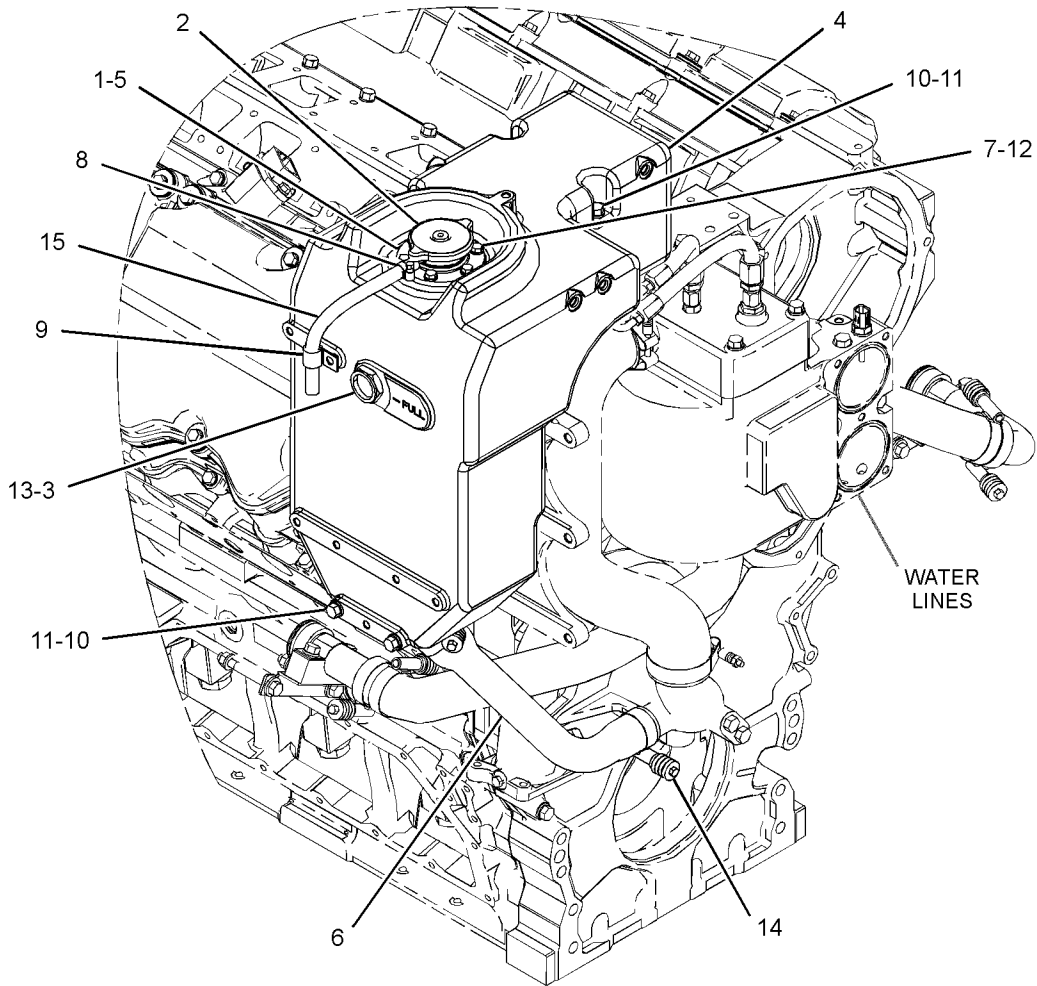
i05242022

NOTE	REF NO	GRAPHIC REF	PART NUMBER	QTY	PART NAME						SEE PAGE
					1	2	3	4	5	6 (PRODUCT LEVEL)	
	1	1	4L-7636	1	GASKET						
C	2	1	432-4621	1	CAP AS-RADIATOR						
	3	1	9Y-9236	1	GAUGE-SIGHT						
Y	4	1	356-5197	1	TANK GP-EXPANSION						183
C	5	1	432-1259	1	NECK AS-FILLER						
		1	8N-8846	1	NECK-FILLER						
	6	1	383-2003	1	HOSE						
	7	1	0S-1615	6	BOLT (1/4-20X0.75-IN)						
	8	1	1P-4278	1	CLAMP-HOSE						
	9	1	4K-8864	1	CLIP						
	10	1	5F-4899	5	BOLT (3/8-16X5.5-IN)						
	11	1	5M-2894	5	WASHER-HARD (10.2X18.5X2.5-MM THK)						
	12	1	5P-0537	6	WASHER-HARD (7.2X14.5X2-MM THK)						
	13	1	6V-5064	1	SEAL-O-RING						
	14	1	8T-4983	2	CLAMP-HOSE						
E	15	1	5P-1420		HOSE (26-CM)						

C - CHANGE FROM PREVIOUS TYPE

E - ORDER BY THE CENTIMETER

Y - SEPARATE ILLUSTRATION



GRAPHIC #1

<END>

g03354237

COOLING SYSTEM

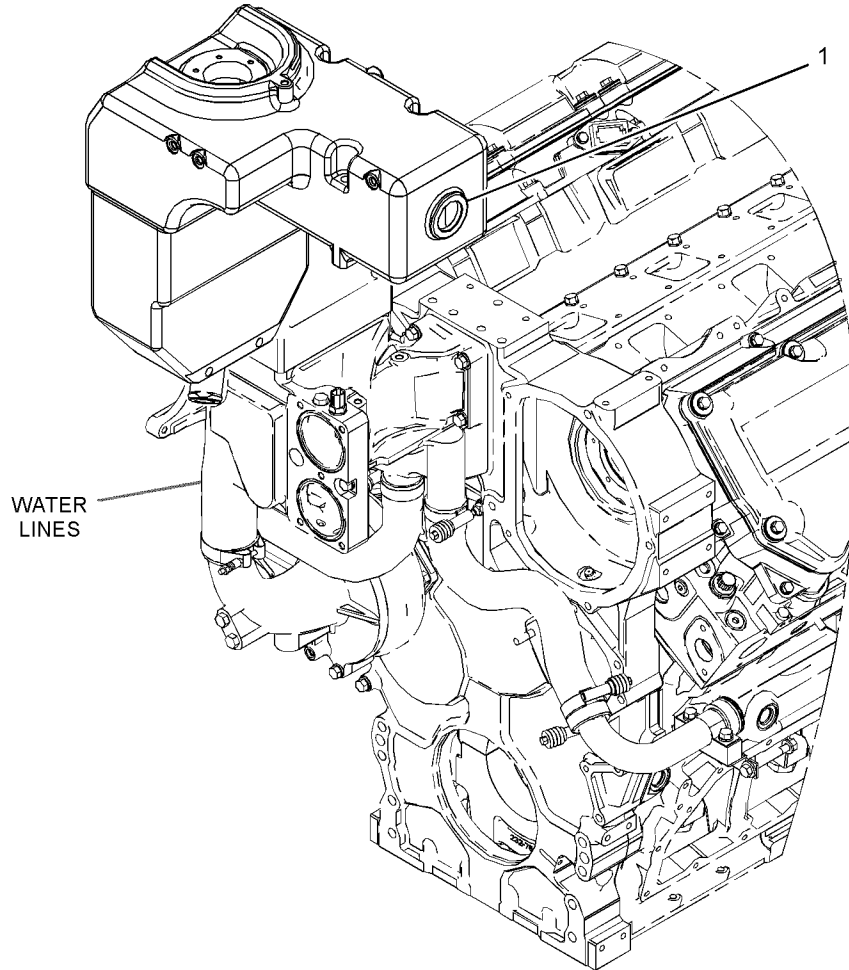
356-5197 TANK GP-EXPANSION

PART OF 356-5196 TANK GP-EXPANSION

SMCS-1354

i04883553

NOTE	REF NO	GRAPHIC REF	PART NUMBER	QTY	PART NAME						SEE PAGE
					1	2	3	4	5	6 (PRODUCT LEVEL)	
	1	1	5P-0063	2	PLUG-CUP						



GRAPHIC #1

<END>

g03293716

AIR INLET AND EXHAUST SYSTEM

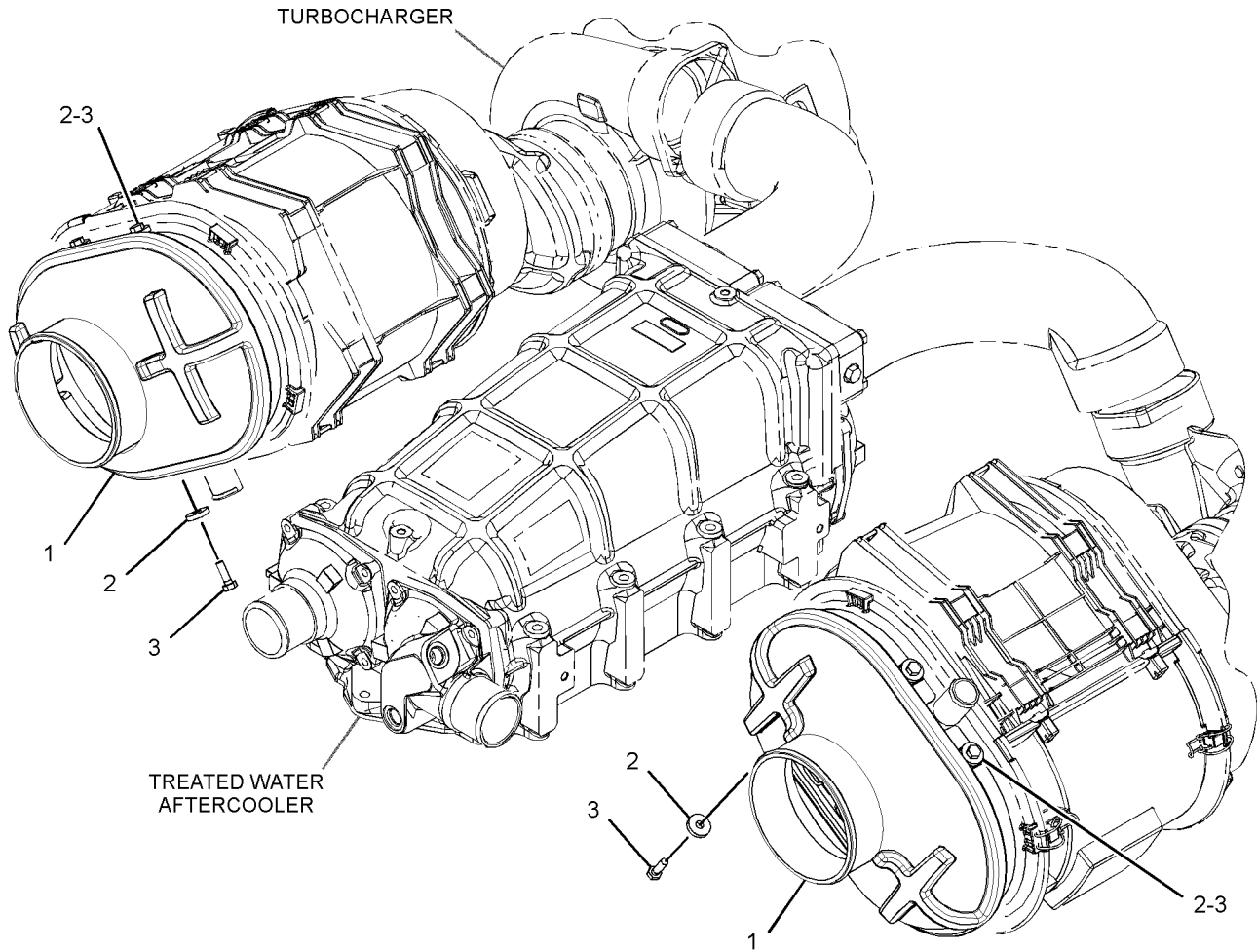
416-0658 ADAPTER GP-AIR CLEANER AN ATTACHMENT

SMCS-1051

i05054410

NOTE	REF NO	GRAPHIC REF	PART NUMBER	QTY	PART NAME						SEE PAGE
					1	2	3	4	5	6	
	1	1	353-7068	2	ADAPTER GP-AIR CLEANER						
					(EACH INCLUDES)						
		1	116-5763	4	CLIP-SPRING						
	2	1	7X-0613	8	WASHER-HARD (8.8X25.5X5-MM THK)						
M	3	1	8T-4908	8	BOLT (M8X1.25X25-MM)						

M - METRIC PART



GRAPHIC #1

<END>

g03232836

AIR INLET AND EXHAUST SYSTEM

361-1283 AFTERCOOLER GP-RAW WATER

FOR USE WITH C32 TIER III MARINE ENGINES

SMCS-1063

i05280871

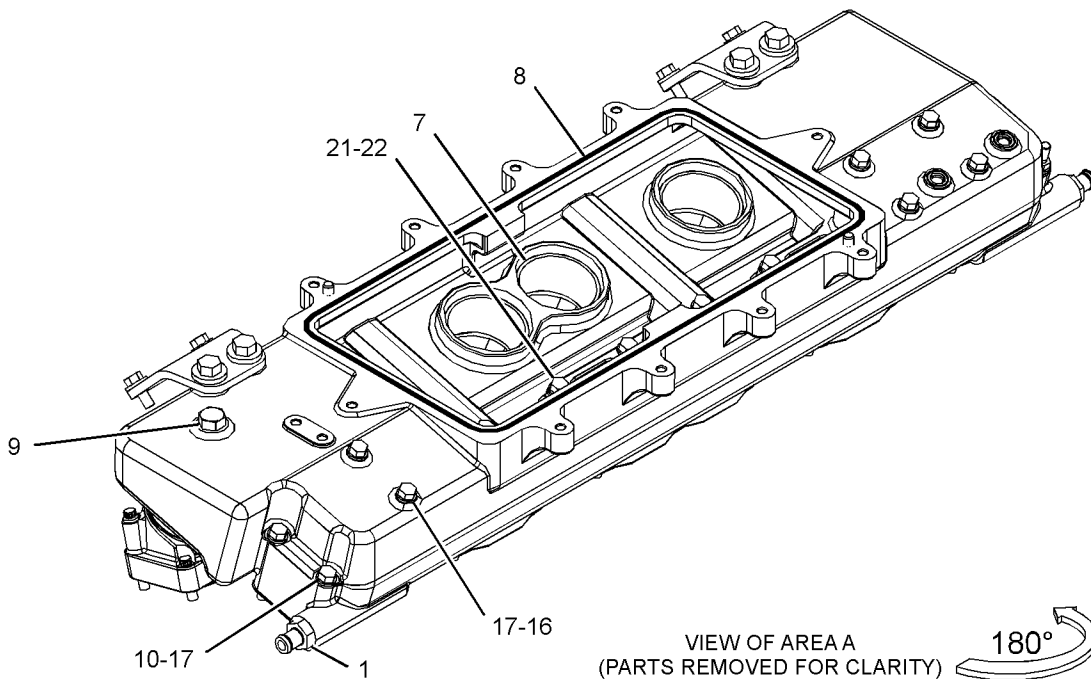
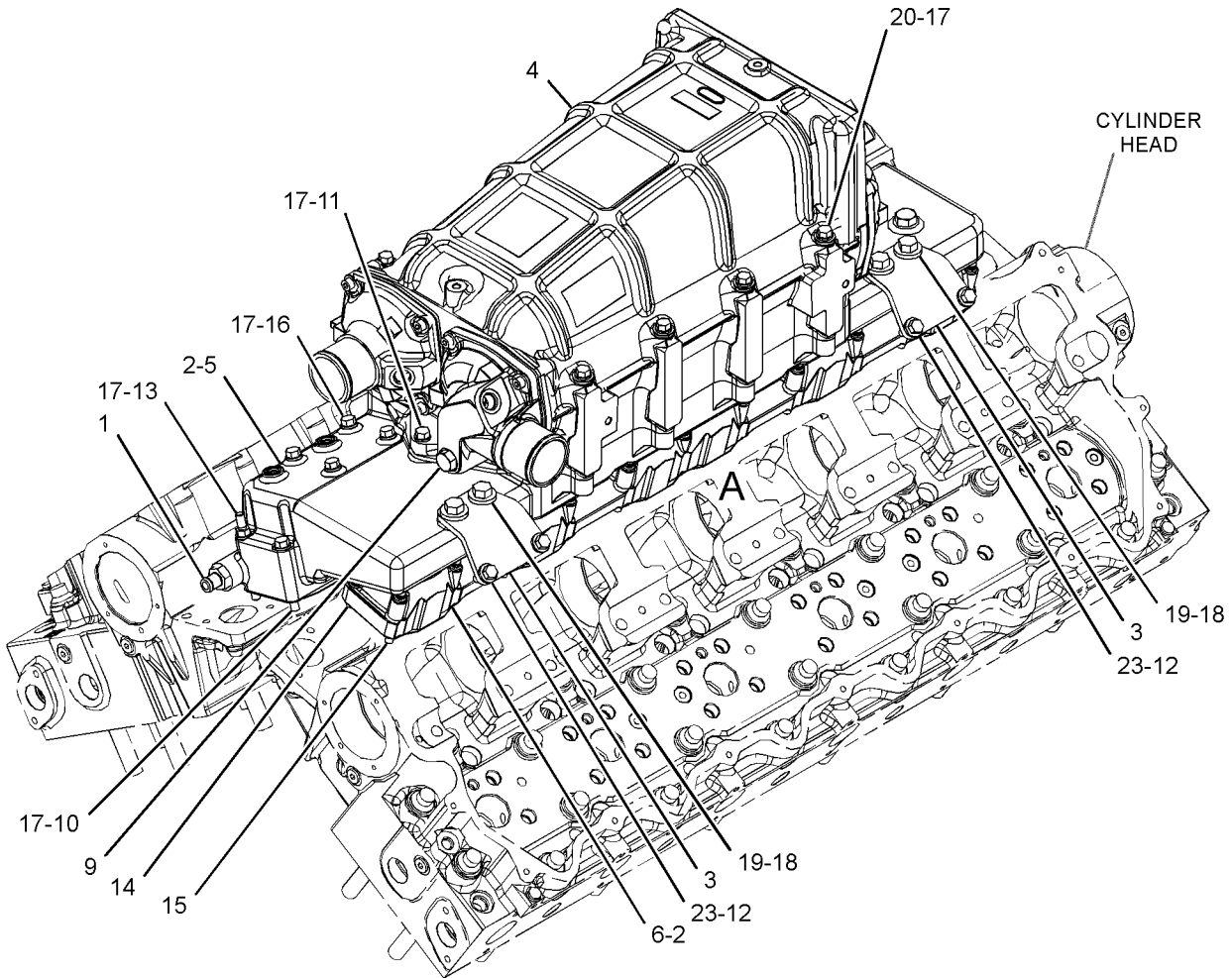
NOTE	REF NO	GRAPHIC REF	PART NUMBER	QTY	PART NAME						SEE PAGE
					1	2	3	4	5	6 (PRODUCT LEVEL)	
	1	1	108-1478	2	VALVE GP (DRAIN)						
					(EACH INCLUDES)						
		1	238-5081	1	SEAL-O-RING						
	2	1	226-5613	2	GASKET						
	3	1	358-8879	2	BRACKET						
Y	4	1	358-9051	1	AFTERCOOLER GP-TREATED WATER						187
	5	1	361-1263	1	BASE AS						
		1	6V-3535	2	DOWEL						
	6	1	362-0734	1	BASE						
	7	1	362-0801	6	SEAL-INTEGRAL						
	8	1	365-4457	1	SEAL						
	9	1	366-4700	2	PLUG AS						
					(EACH INCLUDES)						
		1	3K-0360	1	SEAL-O-RING						
		1	360-3693	1	PLUG						
	10	1	0L-1352	3	BOLT (3/8-16X3.25-IN)						
	11	1	0S-1571	2	BOLT (3/8-16X1.75-IN)						
	12	1	0S-1594	4	BOLT (3/8-16X1-IN)						
	13	1	147-0323	1	STUD (3/8-16X3.25-IN)						
	14	1	1T-0720	11	BOLT-12 POINT HEAD (3/8-16X1.25-IN)						
	15	1	2S-3567	11	BOLT-12 POINT HEAD (3/8-16X2.75-IN)						
	16	1	5F-4899	6	BOLT (3/8-16X5.5-IN)						
	17	1	5M-2894	20	WASHER-HARD (10.2X18.5X2.5-MM THK)						
	18	1	7B-3235	4	BOLT (1/2-13X1.375-IN)						
	19	1	7D-1649	4	WASHER-HARD (13.5X32X5-MM THK)						
	20	1	8F-8544	8	BOLT (3/8-16X6.25-IN)						
	21	1	8T-4896	12	WASHER-HARD (10.2X18.5X2.5-MM THK)						
	22	1	8T-9377	12	BOLT (3/8-16X2.25-IN)						
	23	1	9X-6458	4	WASHER-HARD (10.2X22.5X3-MM THK)						

Y - SEPARATE ILLUSTRATION

AIR INLET AND EXHAUST SYSTEM

361-1283 AFTERCOOLER GP-RAW WATER (contd.)

i05280871



GRAPHIC #1

<END>

g03317225

AIR INLET AND EXHAUST SYSTEM

358-9051 AFTERCOOLER GP-TREATED WATER

FOR USE WITH 32C SCAC MARINE COMMERCIAL ENGINES

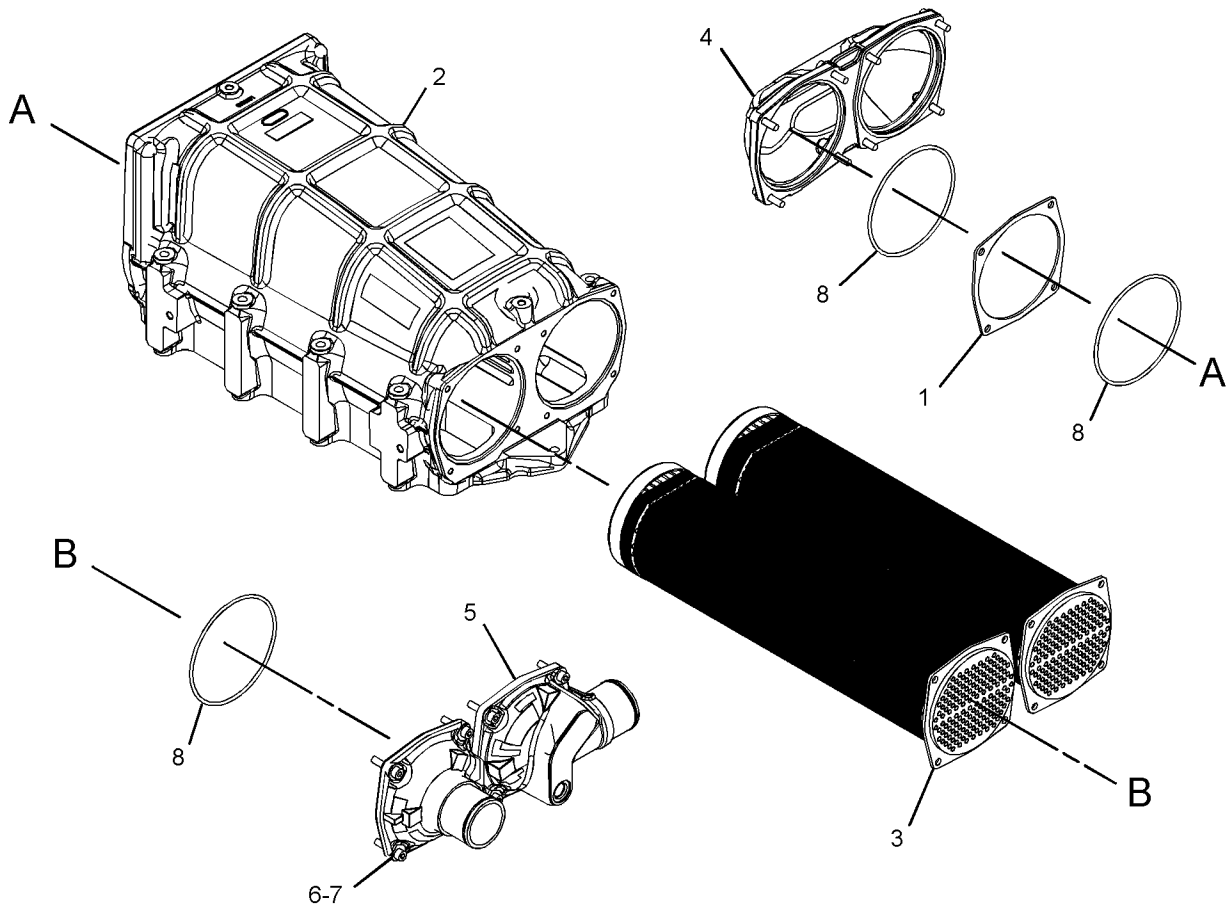
PART OF 361-1283 AFTERCOOLER GP-RAW WATER

SMCS-1063

i05183309

NOTE	REF NO	GRAPHIC REF	PART NUMBER	QTY	PART NAME						SEE PAGE
					1	2	3	4	5	6 (PRODUCT LEVEL)	
C	1	1	304-7743	2	SPACER						
C	2	1	353-9038	1	HOUSING-AFTERCOOLER						
C	3	1	353-9039	2	CORE AS-AFTERCOOLER						
C	4	1	353-9040	1	BONNET-RETURN						
C	5	1	353-9041	1	BONNET-INLET						
C	6	1	353-9042	1	BONNET-OUTLET						
CM	7	1	131-3983	16	BOLT-SOCKET HEAD (M8X1.25X35-MM)						
C	8	1	330-4110	8	SEAL-O-RING						

C - CHANGE FROM PREVIOUS TYPE
M - METRIC PART



GRAPHIC #1

<END>

g03344175

AIR INLET AND EXHAUST SYSTEM

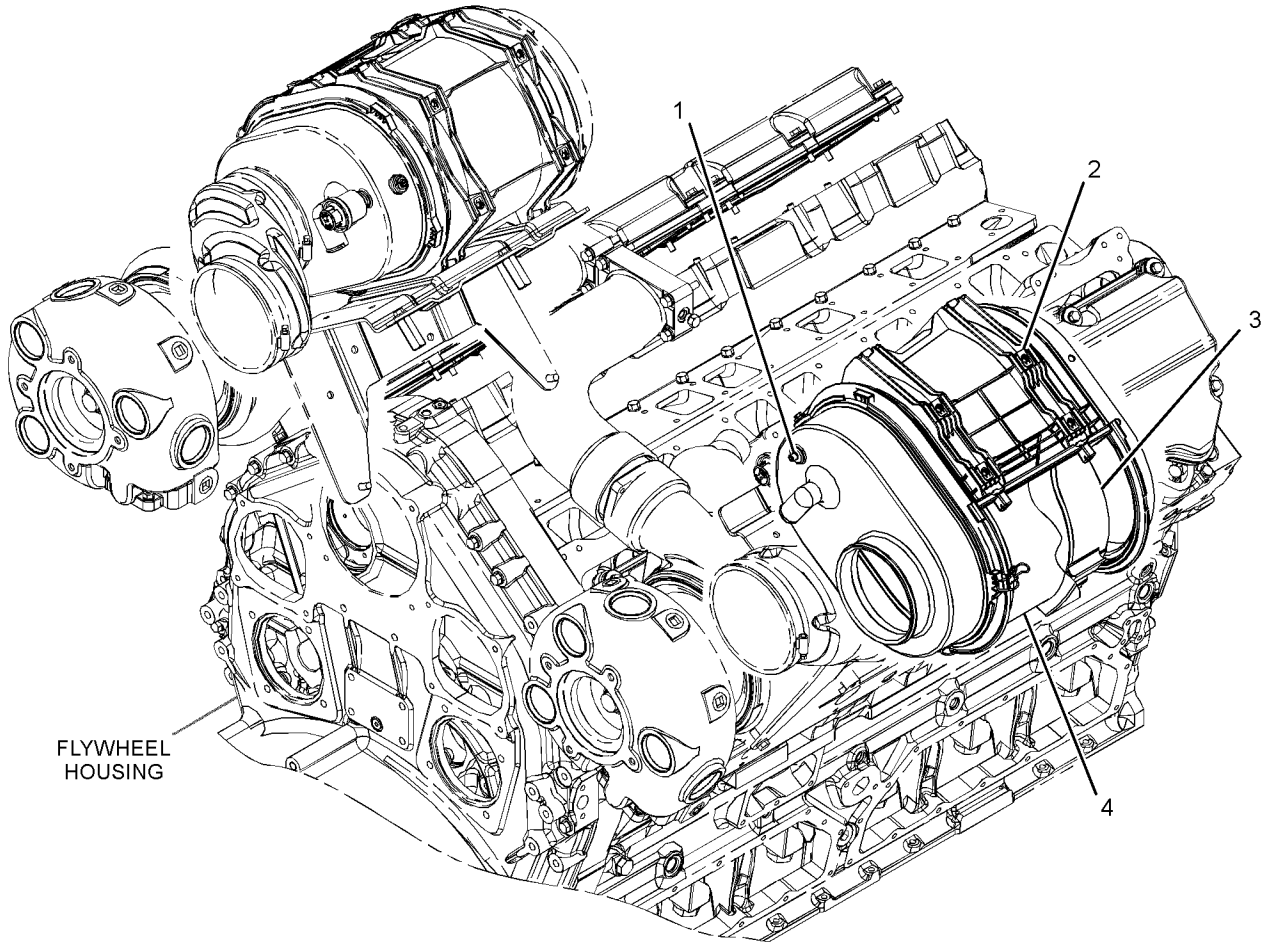
398-9566 AIR CLEANER GP-RH

PART OF 419-5111 AIR CLEANER GP
AN ATTACHMENT

SMCS-1051, 1054

i04972814

NOTE	REF NO	GRAPHIC REF	PART NUMBER	QTY	PART NAME						SEE PAGE
					1	2	3	4	5	6 (PRODUCT LEVEL)	
	1	1	7J-0204	1	SEAL-O-RING						
	2	1	116-5763	8	CLIP-SPRING						
	3	1	290-1935	1	FILTER ELEMENT AS-AIR (PRIMARY)						
	4	1	290-1937	1	COVER AS-AIR CLEANER						
		1	290-1938	4	LATCH AS						



FLYWHEEL HOUSING

GRAPHIC #1

<END>

g03161876

AIR INLET AND EXHAUST SYSTEM

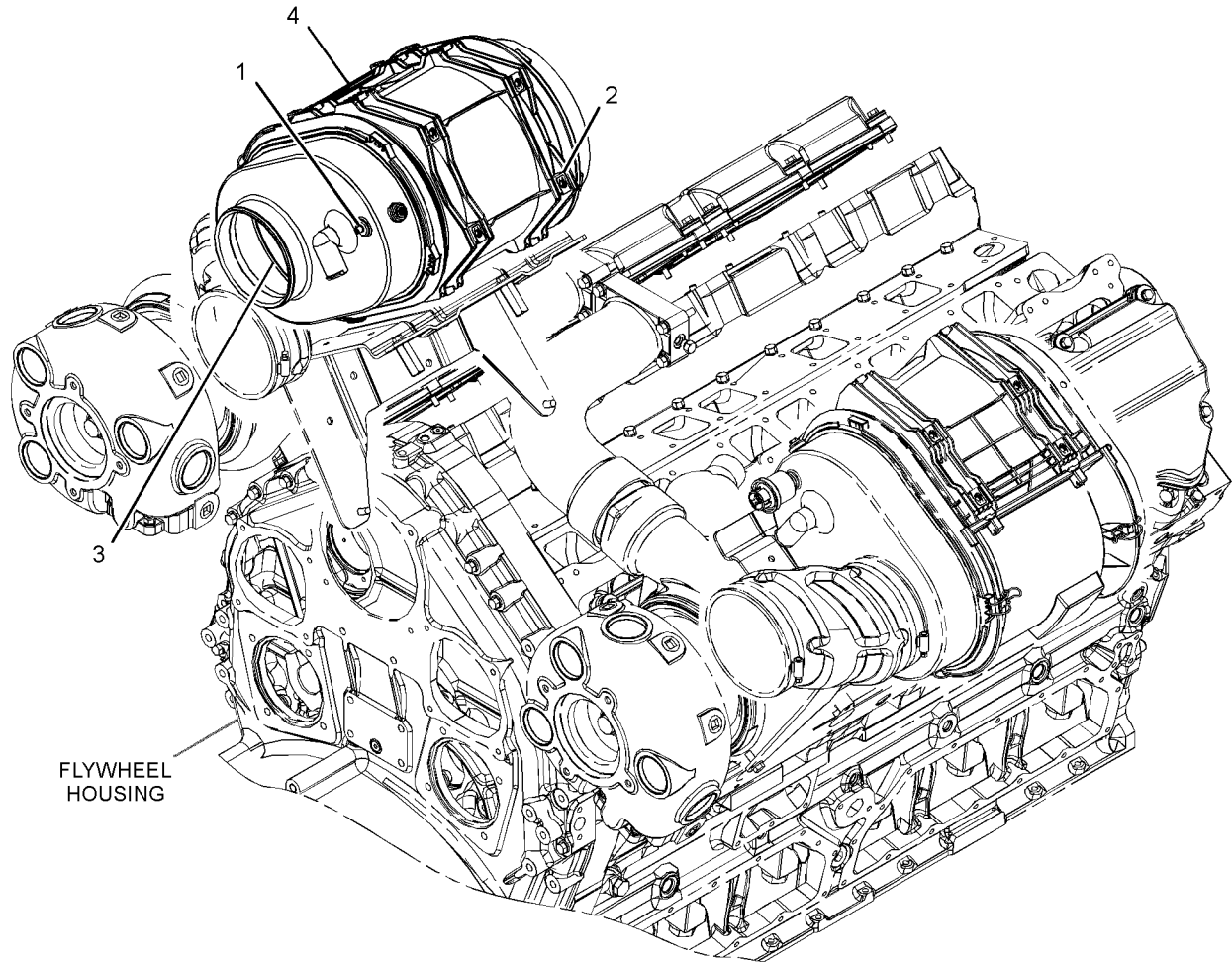
398-9567 AIR CLEANER GP-LH

PART OF 419-5111 AIR CLEANER GP
AN ATTACHMENT

SMCS-1051, 1054

i04972815

NOTE	REF NO	GRAPHIC REF	PART NUMBER	QTY	PART NAME						SEE PAGE
					1	2	3	4	5	6 (PRODUCT LEVEL)	
	1	1	7J-0204	1	SEAL-O-RING						
	2	1	116-5763	8	CLIP-SPRING						
	3	1	290-1935	1	FILTER ELEMENT AS-AIR (PRIMARY)						
	4	1	290-1937	1	COVER AS-AIR CLEANER						
		1	290-1938	4	LATCH AS						



FLYWHEEL HOUSING

GRAPHIC #1

<END>

g03161897

AIR INLET AND EXHAUST SYSTEM

419-5111 AIR CLEANER GP

AN ATTACHMENT

TYPE 1

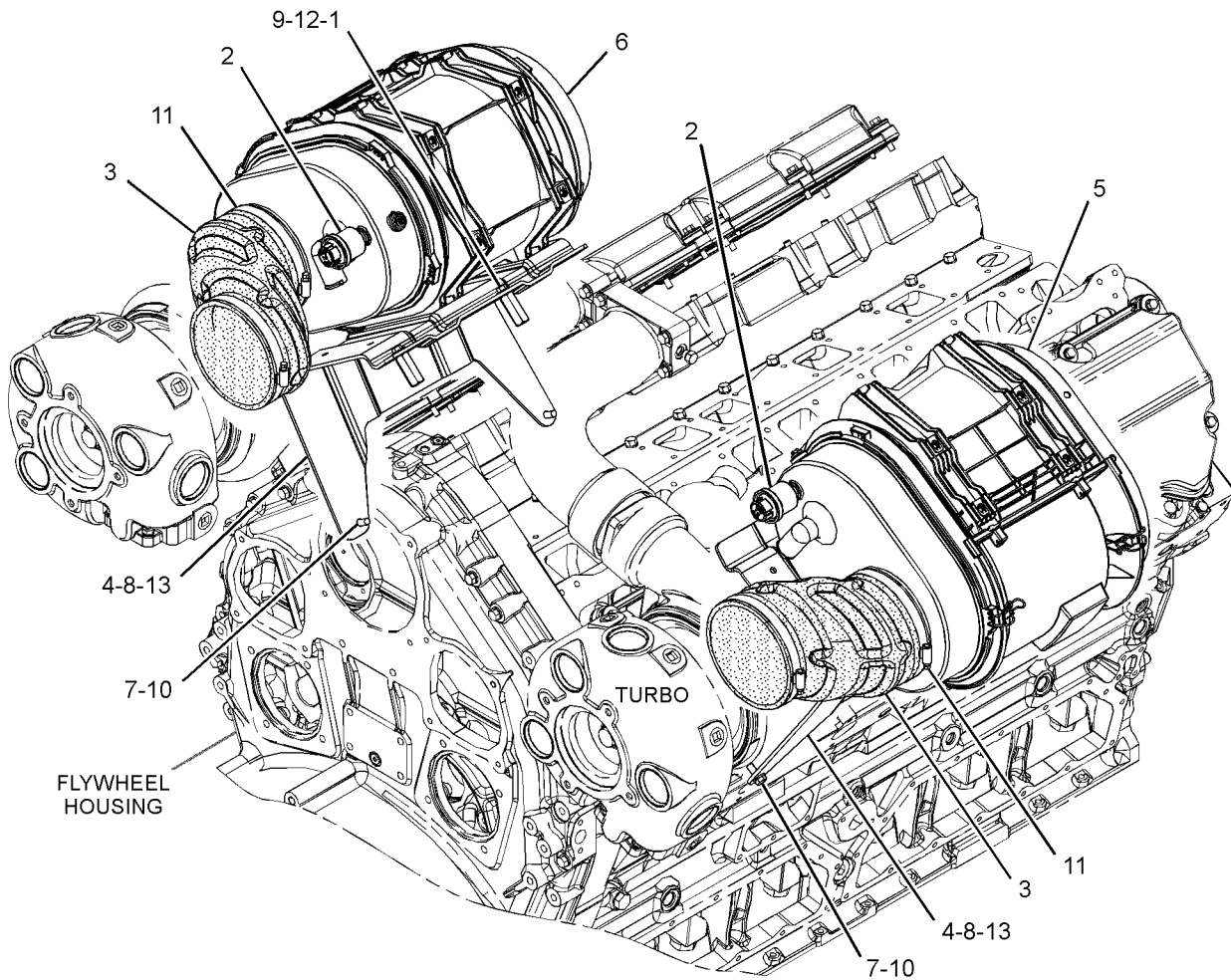
SMCS-1051, 1054

i04972819

NOTE	REF NO	GRAPHIC REF	PART NUMBER	QTY	PART NAME						SEE PAGE
					1	2	3	4	5	6 (PRODUCT LEVEL)	
	1	1	221-2616	4	SPACER (5/16-18X1.75-IN)						
	2	1	320-8226	2	INDICATOR-AIR FILTER CHANGE						
	3	1	365-3611	2	HOSE						
	4	1	370-5579	2	BRACKET						
Y	5	1	398-9566	1	AIR CLEANER GP						188
Y	6	1	398-9567	1	AIR CLEANER GP						189
	7	1	0L-1351	4	BOLT (3/8-16X0.875-IN)						
	8	1	3E-4352	8	WASHER-HARD (8.8X20.5X2.5-MM THK)						
	9	1	4M-0061	4	BOLT (5/16-18X0.75-IN)						
	10	1	5M-2894	4	WASHER-HARD (10.2X18.5X2.5-MM THK)						
	11	1	5P-3860	4	CLAMP-HOSE						
	12	1	5P-4116	4	WASHER-HARD (8.8X20.5X2-MM THK)						
M	13	1	6V-5217	8	BOLT (M8X1.25X20-MM)						

M - METRIC PART

Y - SEPARATE ILLUSTRATION



GRAPHIC #1

<END>

g03161736

AIR INLET AND EXHAUST SYSTEM

419-5111 AIR CLEANER GP

AN ATTACHMENT

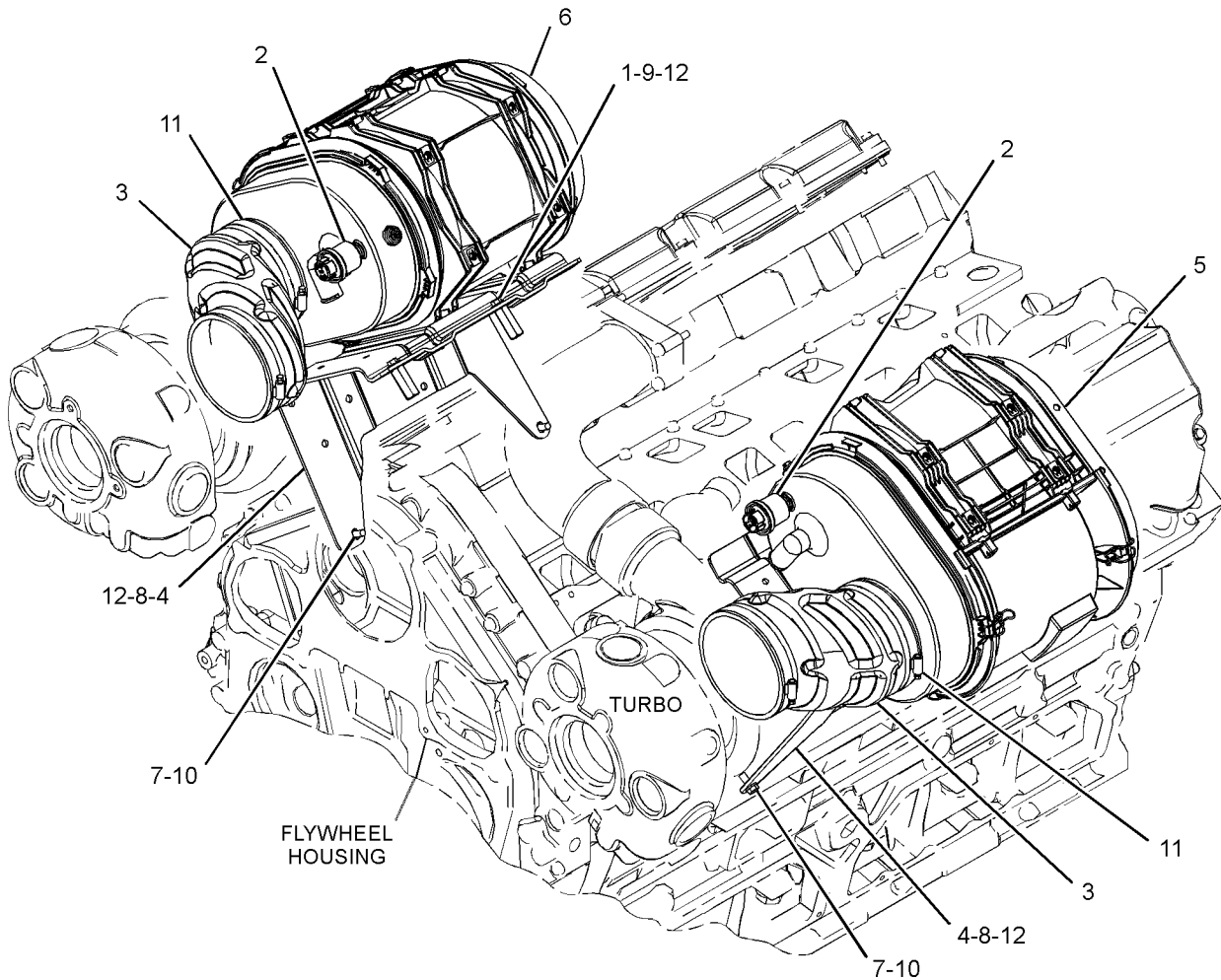
TYPE 2

SMCS-1051, 1054

i05141092

NOTE	REF NO	GRAPHIC REF	PART NUMBER	QTY	PART NAME						SEE PAGE
					1	2	3	4	5	6 (PRODUCT LEVEL)	
	1	1	221-2616	4	SPACER (5/16-18X1.75-IN)						
	2	1	320-8226	2	INDICATOR-AIR FILTER CHANGE						
	3	1	365-3611	2	HOSE						
	4	1	370-5579	2	BRACKET						
CY	5	1	421-2598	1	AIR CLEANER GP						193
CY	6	1	421-2597	1	AIR CLEANER GP						192
	7	1	5S-7379	4	BOLT (3/8-16X0.875-IN)						
M	8	1	8T-4189	8	BOLT (M8X1.25X20-MM)						
	9	1	4M-0061	4	BOLT (5/16-18X0.75-IN)						
	10	1	8T-4896	4	WASHER-HARD (10.2X18.5X2.5-MM THK)						
	11	1	5P-3860	4	CLAMP-HOSE						
	12	1	5P-4116	12	WASHER-HARD (8.8X20.5X2-MM THK)						

C - CHANGE FROM PREVIOUS TYPE
M - METRIC PART
Y - SEPARATE ILLUSTRATION



GRAPHIC #1

<END>

g03327114

AIR INLET AND EXHAUST SYSTEM

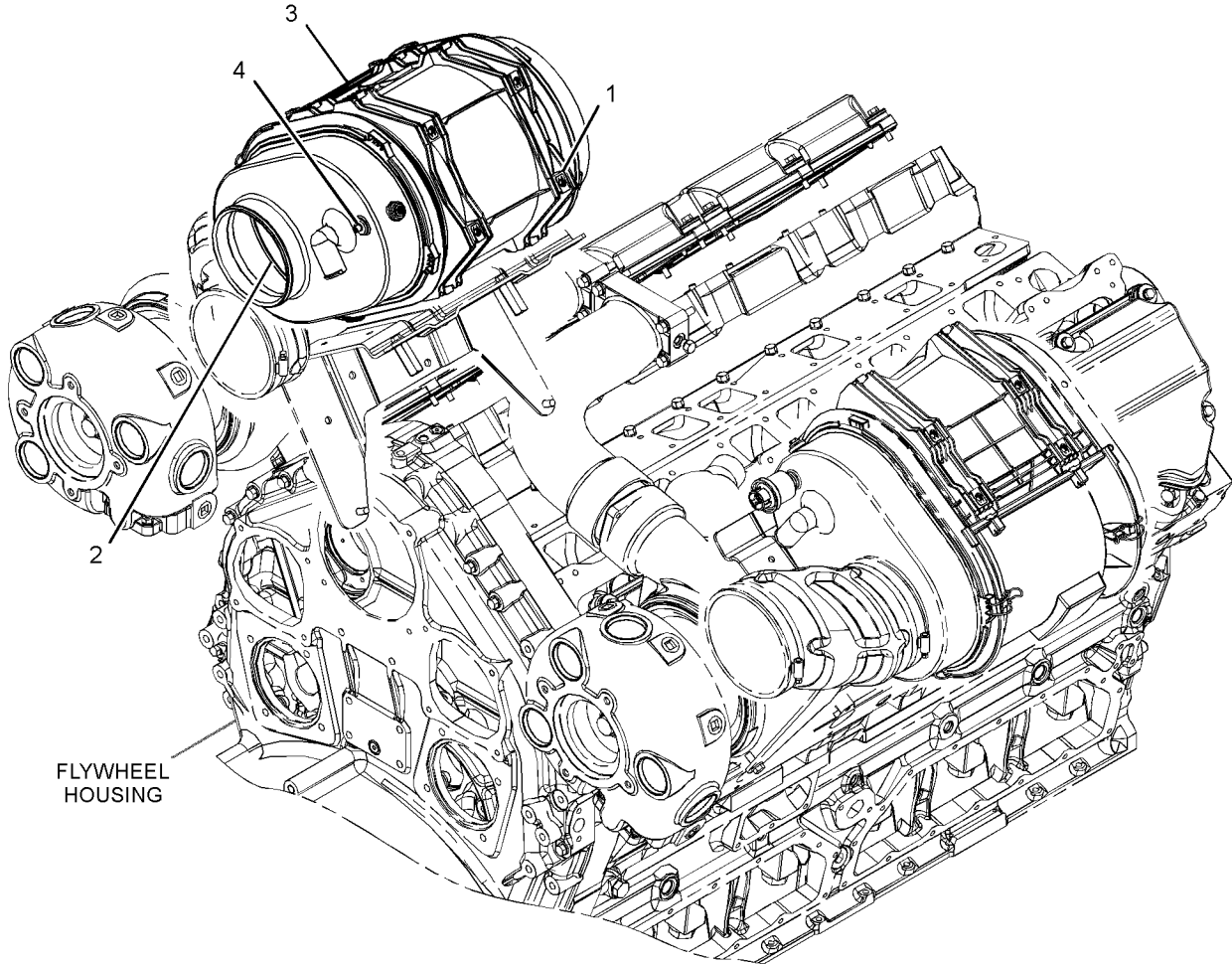
421-2597 AIR CLEANER GP

TIER III MARINE ENGINE
PART OF 419-5111 AIR CLEANER GP
AN ATTACHMENT

SMCS-1051, 1054

i05054590

NOTE	REF NO	GRAPHIC REF	PART NUMBER	QTY	PART NAME						SEE PAGE
					1	2	3	4	5	6 (PRODUCT LEVEL)	
	1	1	116-5763	12	CLIP-SPRING						
	2	1	290-1935	1	FILTER ELEMENT AS-AIR (PRIMARY)						
	3	1	290-1937	1	COVER AS-AIR CLEANER						
		1	290-1938	4	LATCH AS						
	4	1	7J-0204	1	SEAL-O-RING						



GRAPHIC #1

<END>

g03235357

AIR INLET AND EXHAUST SYSTEM

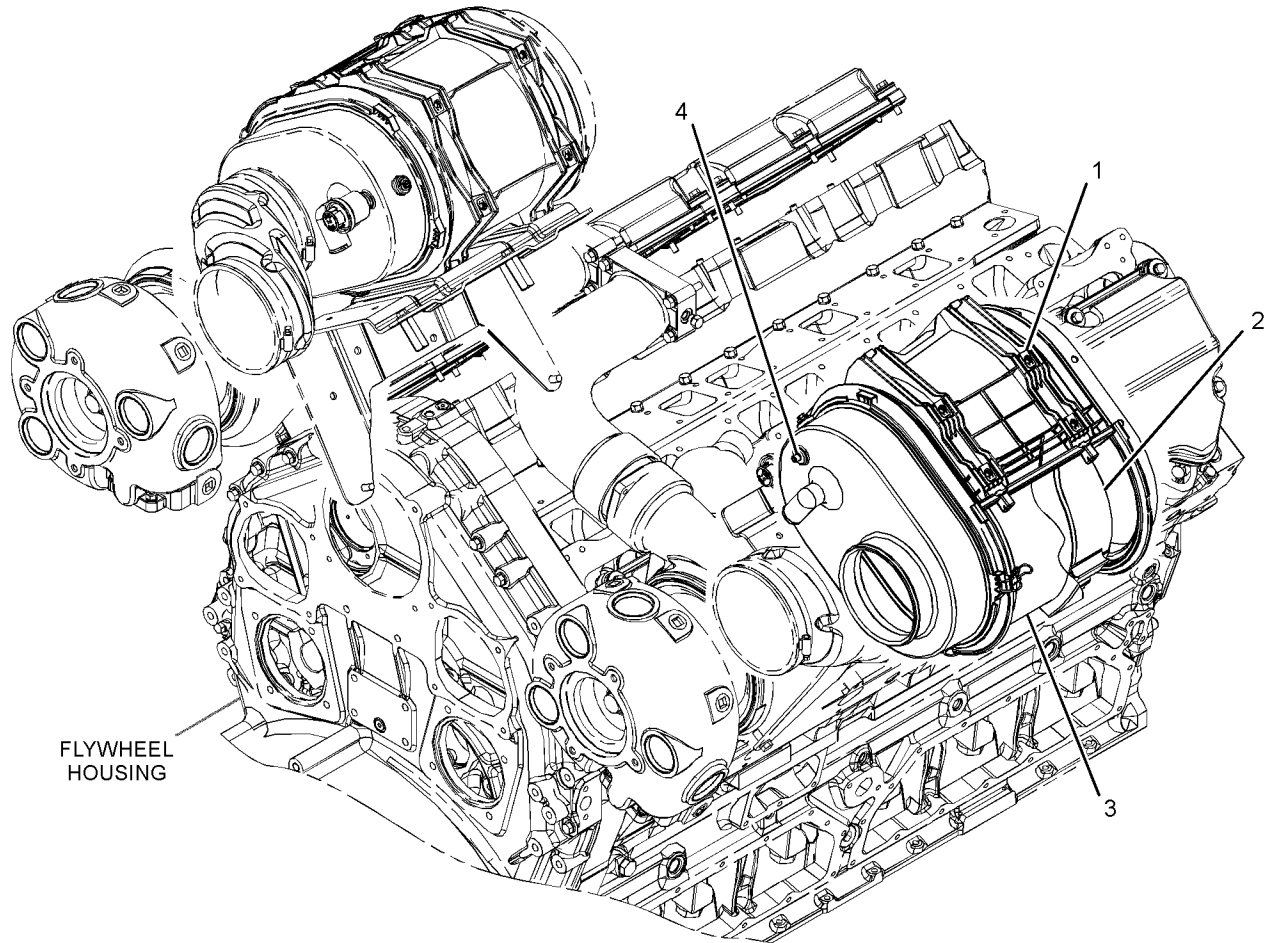
421-2598 AIR CLEANER GP

TIER III MARINE ENGINE
PART OF 419-5111 AIR CLEANER GP
AN ATTACHMENT

SMCS-1051, 1054

i05054571

NOTE	REF NO	GRAPHIC REF	PART NUMBER	QTY	PART NAME						SEE PAGE
					1	2	3	4	5	6 (PRODUCT LEVEL)	
	1	1	116-5763	12	CLIP-SPRING						
	2	1	290-1935	1	FILTER ELEMENT AS-AIR (PRIMARY)						
	3	1	290-1937	1	COVER AS-AIR CLEANER						
		1	290-1938	4	LATCH AS						
	4	1	7J-0204	1	SEAL-O-RING						



GRAPHIC #1

<END>

g03235398

AIR INLET AND EXHAUST SYSTEM

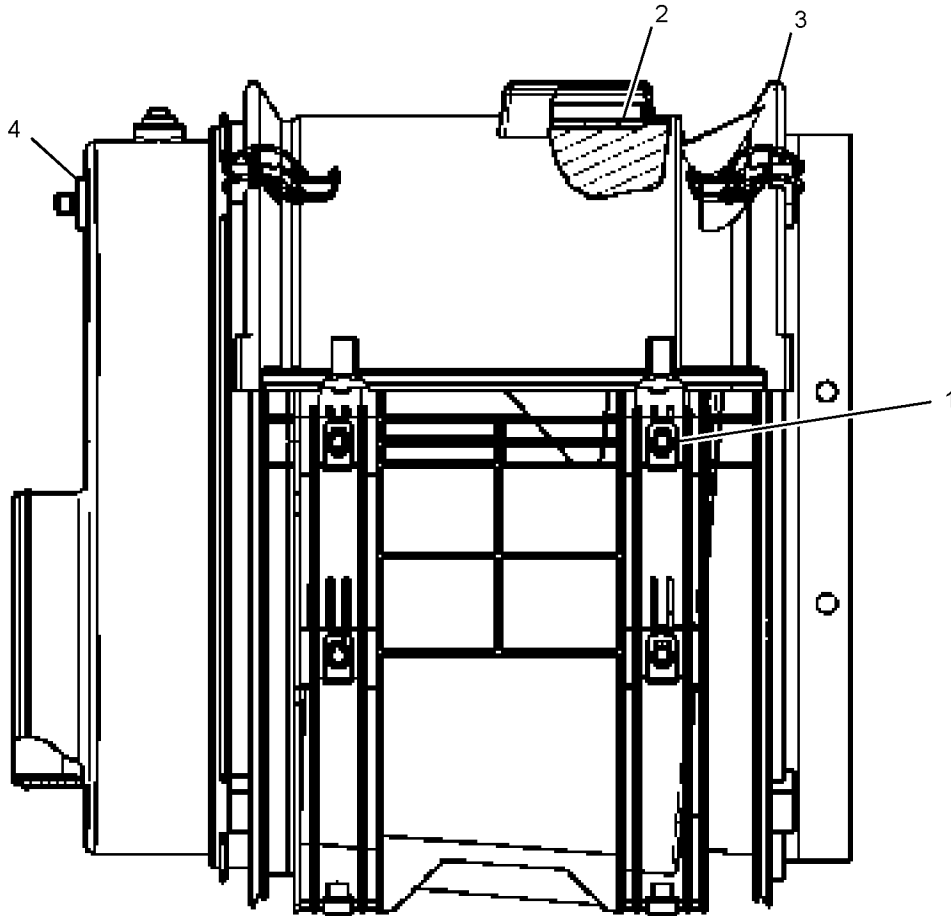
421-2600 AIR CLEANER GP

PART OF 432-4725 AIR CLEANER GP
AN ATTACHMENT

SMCS-1051, 1054

i05228790

NOTE	REF NO	GRAPHIC REF	PART NUMBER	QTY	PART NAME						SEE PAGE
					1	2	3	4	5	6 (PRODUCT LEVEL)	
	1	1	116-5763	12	CLIP-SPRING						
	2	1	290-1935	1	FILTER ELEMENT AS-AIR (PRIMARY)						
	3	1	290-1937	1	COVER AS-AIR CLEANER						
		1	290-1938	4	LATCH AS						
	4	1	7J-0204	1	SEAL-O-RING						



GRAPHIC #1

<END>

g03350668

AIR INLET AND EXHAUST SYSTEM

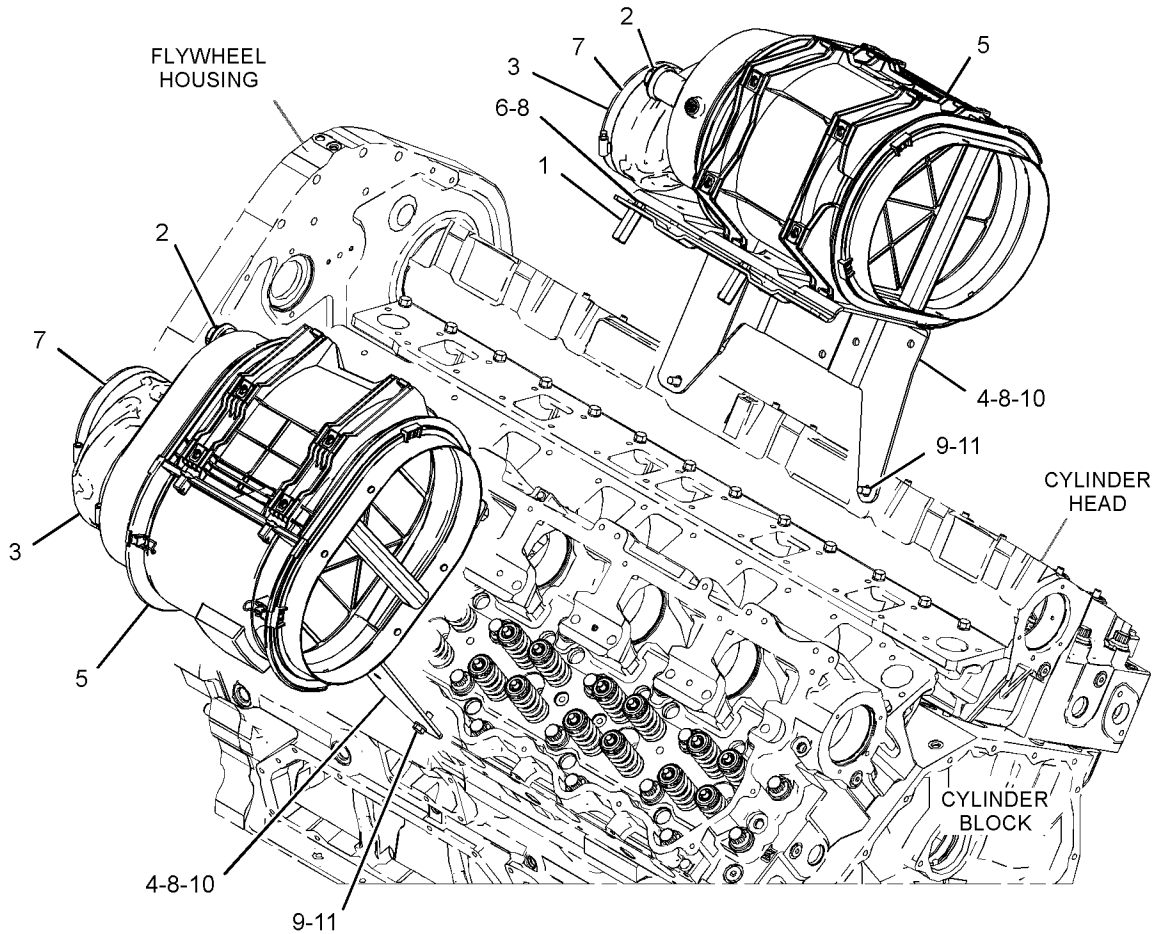
432-4725 AIR CLEANER GP FOR USE WITH C32 TIER III SWAC MARINE ENGINES AN ATTACHMENT

SMCS-1051, 1054

i05228763

NOTE	REF NO	GRAPHIC REF	PART NUMBER	QTY	PART NAME						SEE PAGE
					1	2	3	4	5	6 (PRODUCT LEVEL)	
	1	1	221-2616	4	SPACER (5/16-18X1.75-IN)						
	2	1	320-8226	2	INDICATOR-AIR FILTER CHANGE						
	3	1	365-3611	2	HOSE						
	4	1	370-5579	2	BRACKET						
Y	5	1	421-2600	2	AIR CLEANER GP						194
	6	1	4M-0061	4	BOLT (5/16-18X0.75-IN)						
	7	1	5P-3860	4	CLAMP-HOSE						
	8	1	5P-4116	12	WASHER-HARD (8.8X20.5X2-MM THK)						
	9	1	5S-7379	4	BOLT (3/8-16X0.875-IN)						
M	10	1	8T-4189	8	BOLT (M8X1.25X20-MM)						
	11	1	8T-4896	4	WASHER-HARD (10.2X18.5X2.5-MM THK)						

M - METRIC PART
Y - SEPARATE ILLUSTRATION



GRAPHIC #1

<END>

g03344543

AIR INLET AND EXHAUST SYSTEM

4P-2785 CARTRIDGE GP-TURBOCHARGER

PART OF 332-9539 CARTRIDGE GP-TURBOCHARGER

SMCS-1053

i03910049

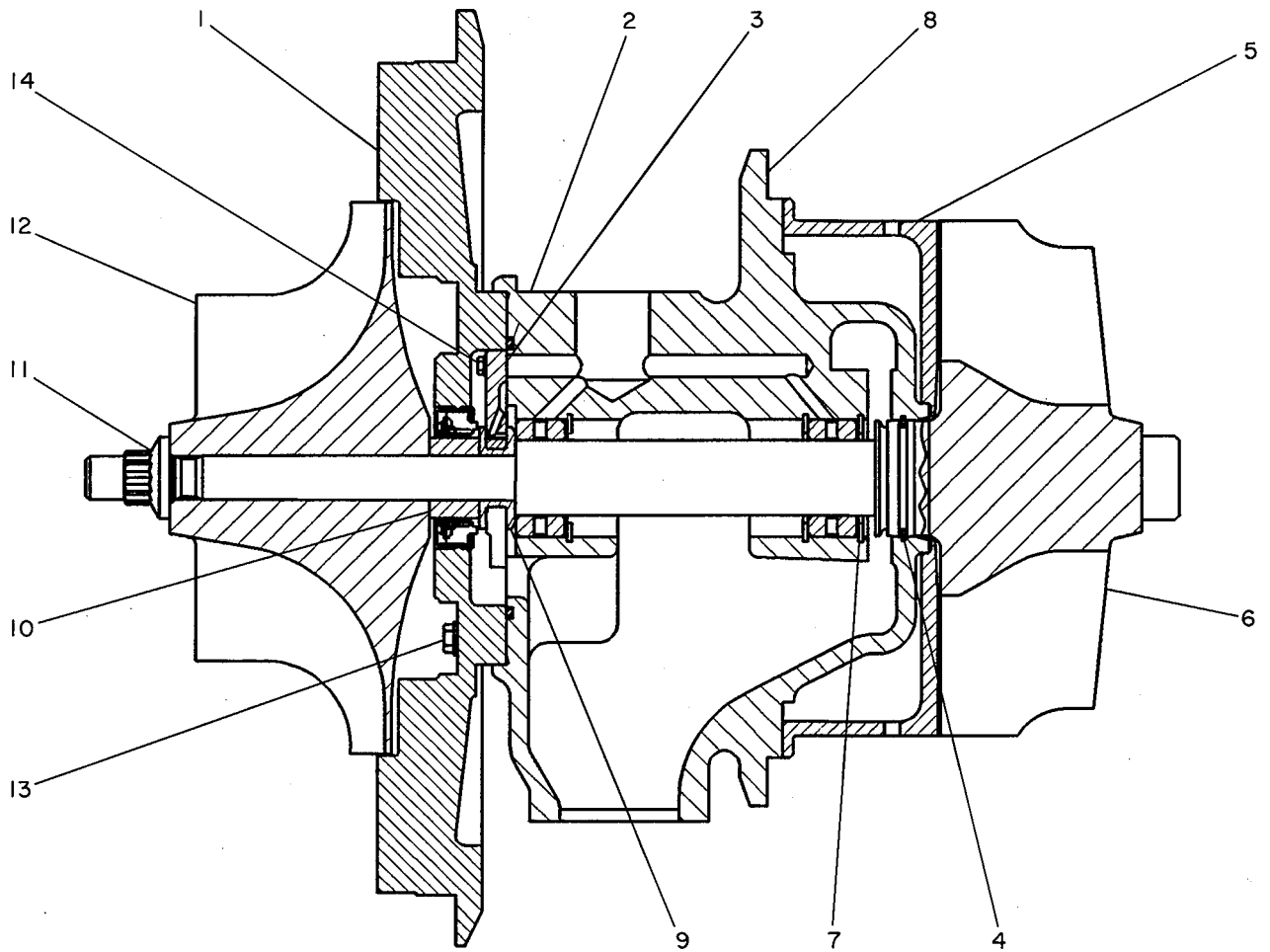
NOTE	REF NO	GRAPHIC REF	PART NUMBER	QTY	PART NAME						SEE PAGE
					1	2	3	4	5	6 (PRODUCT LEVEL)	
	1	1	4P-6523	1	PLATE AS-BACKING						
	2	1	1P-1120	1	RING-SEAL						
	3	1	4P-3817	1	BEARING-THRUST						
	4	1	7N-6608	1	RING-PISTON						
	5	1	4P-6527	1	SHROUD						
	6	1	4P-6529	1	SHAFT AS-TURBINE						
	7	1	9M-8915	3	RING-RETAINING						
	8	1	4P-3821	1	HOUSING-BEARING						
	9	1	4P-6528	1	COLLAR-THRUST						
	10	1	4P-6524	1	SPACER-THRUST						
	11	1	1S-1770	1	LOCKNUT-TURBOCHARGER						
	12	1	7E-0485	1	WHEEL (COMPRESSOR)						
M	13	1	4P-3819	4	BOLT						
M	14	1	4P-3818	3	BOLT						
					AVAILABLE REPAIR KIT(S) :						
			9N-2041	1	KIT-BEARING						
			7C-7446	1	KIT-BEARING (0.51-MM OS)						
			7C-7447	1	KIT-BEARING (0.51-MM OS, 0.25-MM US)						
			7N-3194	1	KIT-BEARING (0.25-MM OS, 0.25-MM US)						
			8N-4158	1	KIT-BEARING (0.13-MM OS)						
			8N-4160	1	KIT-BEARING (0.25-MM US)						

M - METRIC PART

AIR INLET AND EXHAUST SYSTEM

4P-2785 CARTRIDGE GP-TURBOCHARGER (contd.)

i03910049



GRAPHIC #1

<END>

g00213957

AIR INLET AND EXHAUST SYSTEM

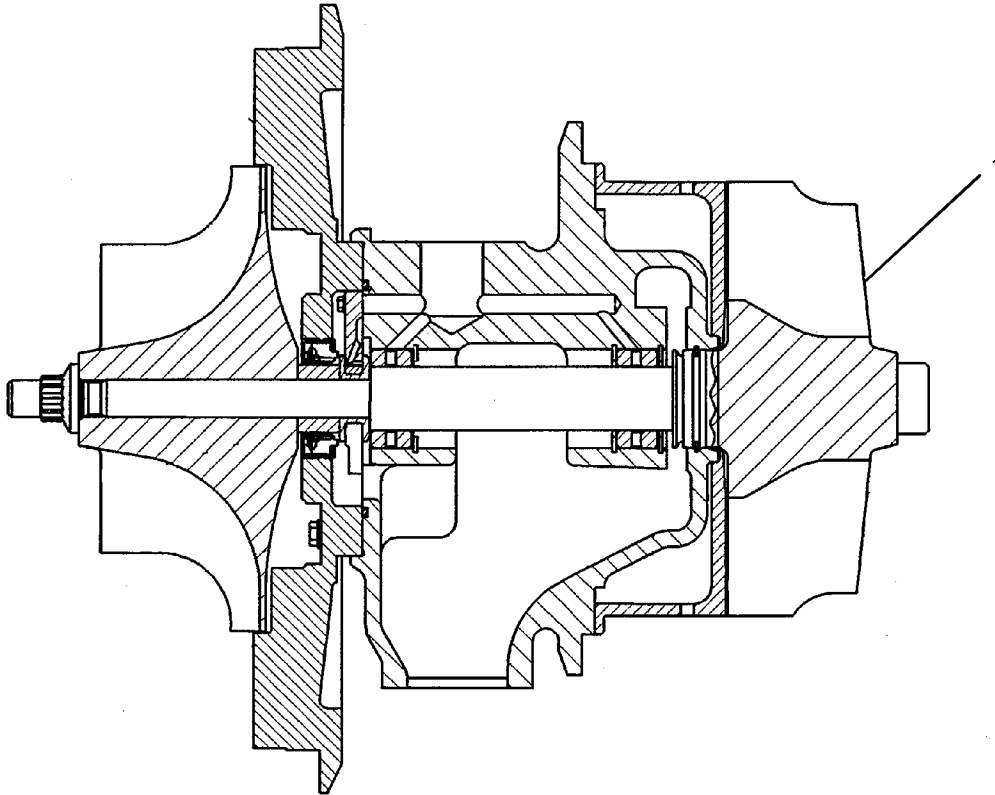
332 - 9539 CARTRIDGE GP - TURBOCHARGER*^R PART OF 287-7210 TURBOCHARGER GP

SMCS - 1053

i03529980

NOTE	REF NO	GRAPHIC REF	PART NUMBER	QTY	PART NAME						SEE PAGE
					1	2	3	4	5	6 (PRODUCT LEVEL)	
Y	1	1	4P-2785	1	CARTRIDGE GP - TURBOCHARGER						196

Y - SEPARATE ILLUSTRATION



GRAPHIC #1

<END>

g01864556

AIR INLET AND EXHAUST SYSTEM

6N-4432 ELBOW GP-EXHAUST

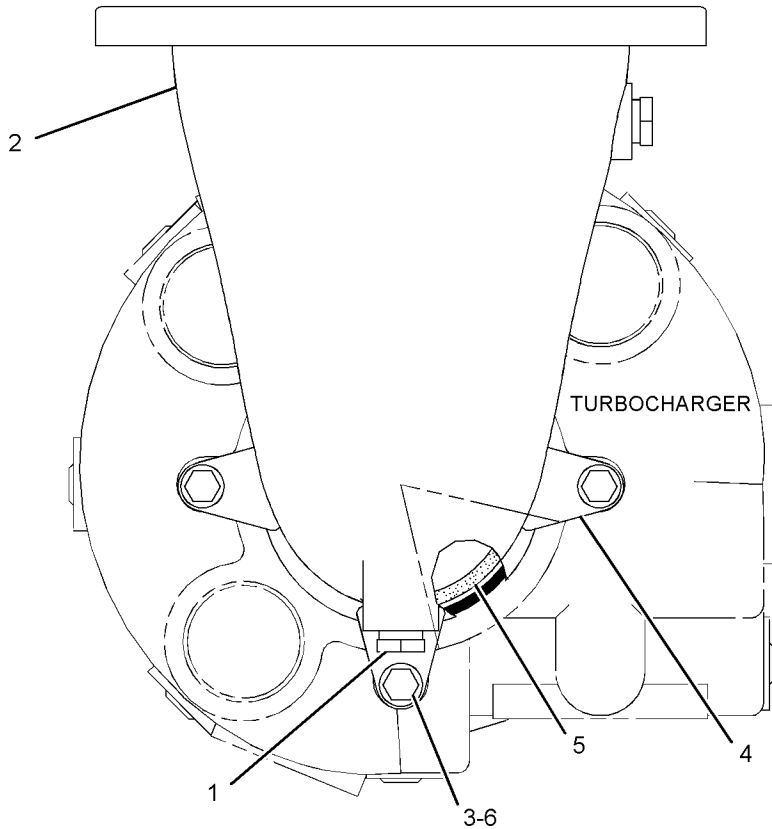
203-MM (8-IN)

FOR USE WITH DIT ENGINE RATED AT 1800 OR 2100 RPM, OR DITA ENGINE RATED AT 1200 RPM
AN ATTACHMENT

SMCS-1061

i02729074

NOTE	REF NO	GRAPHIC REF	PART NUMBER	QTY	PART NAME						SEE PAGE
					1	2	3	4	5	6 (PRODUCT LEVEL)	
	1	1	3J-5389	2	PLUG						
	2	1	4N-4352	1	ELBOW-EXHAUST						
	3	1	0S-1594	4	BOLT (3/8-16X1-IN)						
	4	1	6N-0561	4	CLIP						
	5	1	255-6863	1	GASKET						
	6	1	8M-9124	4	WASHER (10X22.5X8-MM THK)						



RIGHT SIDE VIEW

GRAPHIC #1

<END>

g01185043

AIR INLET AND EXHAUST SYSTEM

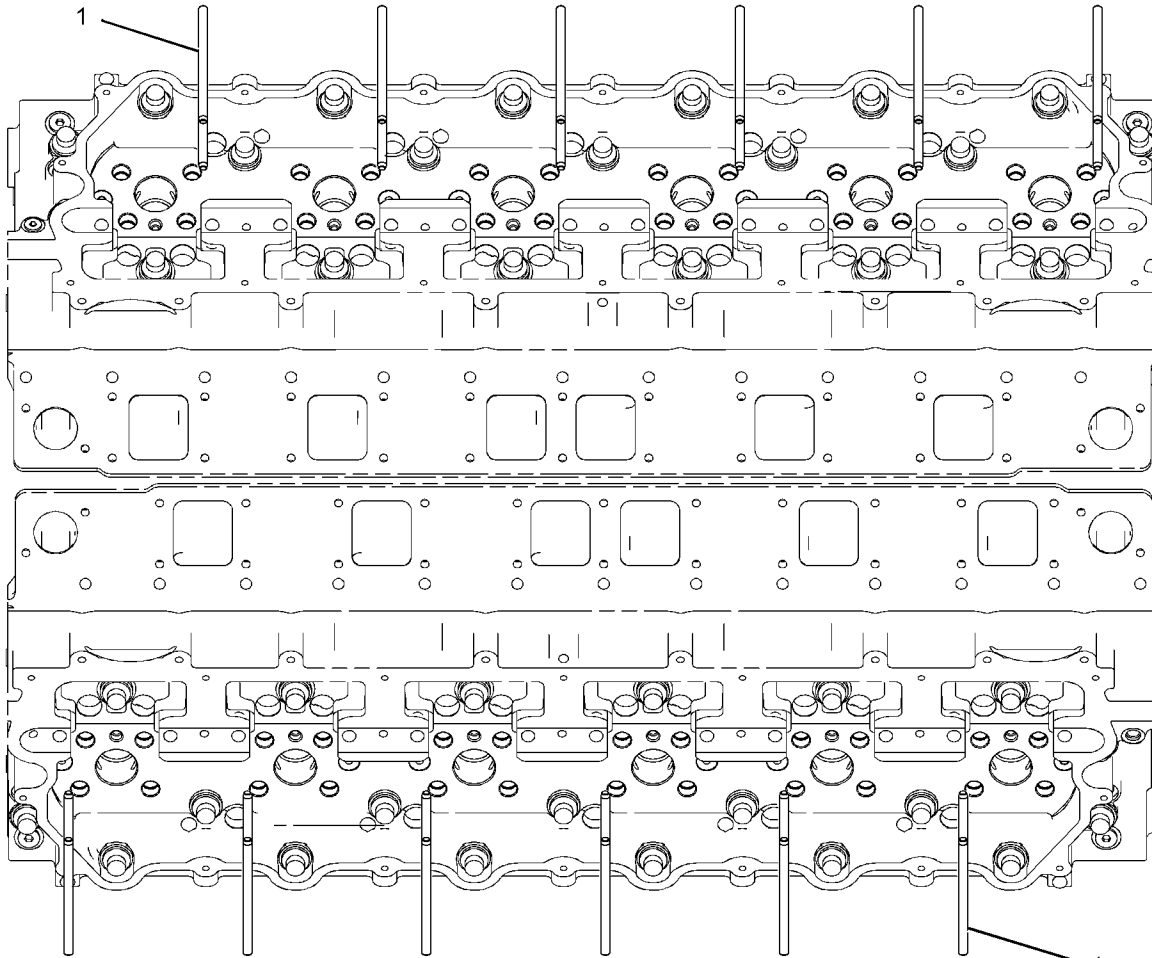
310-4943 FASTENER GP-EXHAUST MANIFOLD

FOR USE WITH ACERT MARINE PLEASURECRAFT ENGINES

SMCS-1059

i02889650

NOTE	REF NO	GRAPHIC REF	PART NUMBER	QTY	PART NAME						SEE PAGE
					1	2	3	4	5	6 (PRODUCT LEVEL)	
	1	1	2W-0482	24	STUD-TAPERLOCK						



TOP VIEW OF ENGINE

GRAPHIC #1

<END>

g01441441

AIR INLET AND EXHAUST SYSTEM

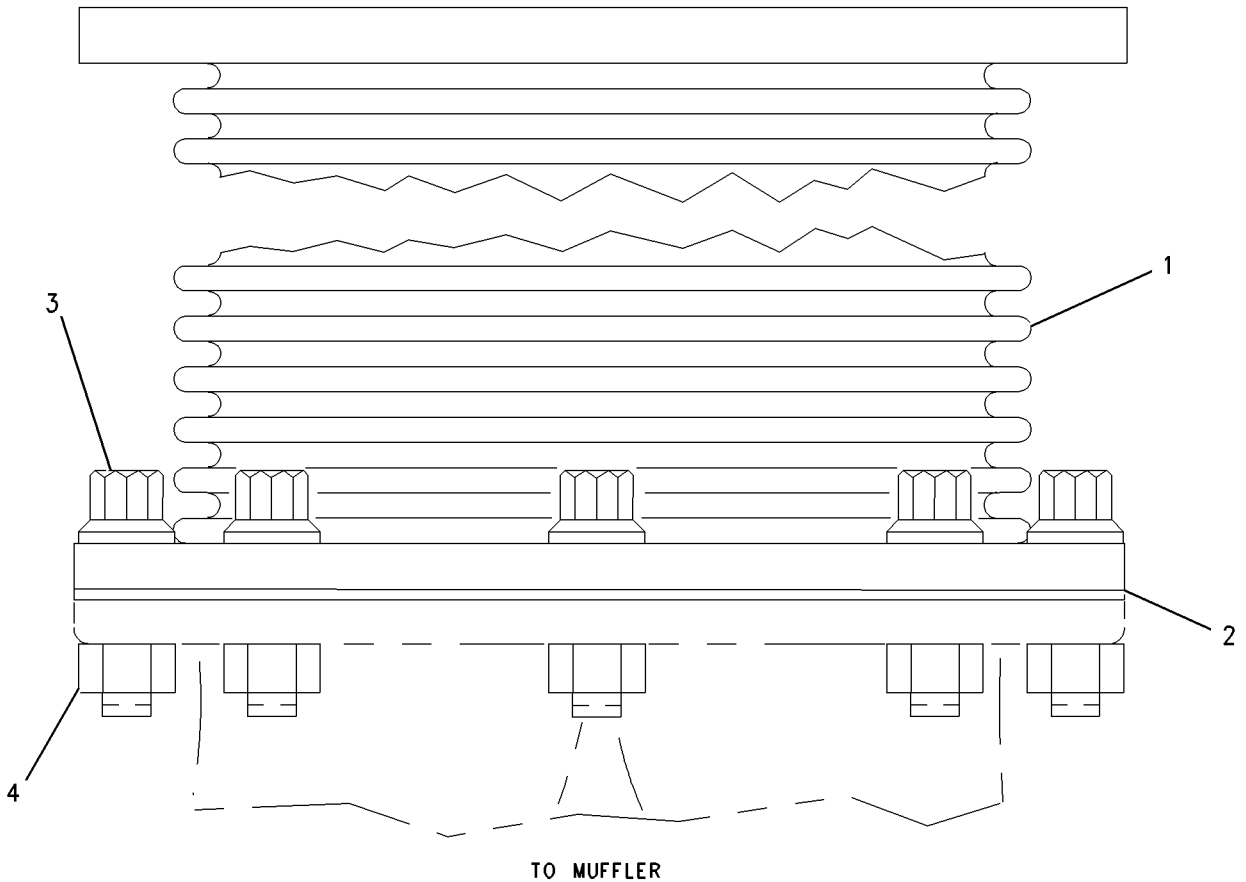
2W-7848 FITTING GP-EXHAUST

203-MM (8-IN). FLEXIBLE
AN ATTACHMENT

SMCS-1061

i02729078

NOTE	REF NO	GRAPHIC REF	PART NUMBER	QTY	PART NAME						SEE PAGE
					1	2	3	4	5	6 (PRODUCT LEVEL)	
	1	1	214-6045	1	BELLOWS AS						
	2	1	5L-3773	1	GASKET-EXHAUST ELBOW						
	3	1	5P-5855	8	BOLT-12 POINT HEAD (1/2-13X1.75-IN)						
	4	1	1B-5357	8	NUT-FULL (1/2-13-THD)						



GRAPHIC #1

<END>

g00768725

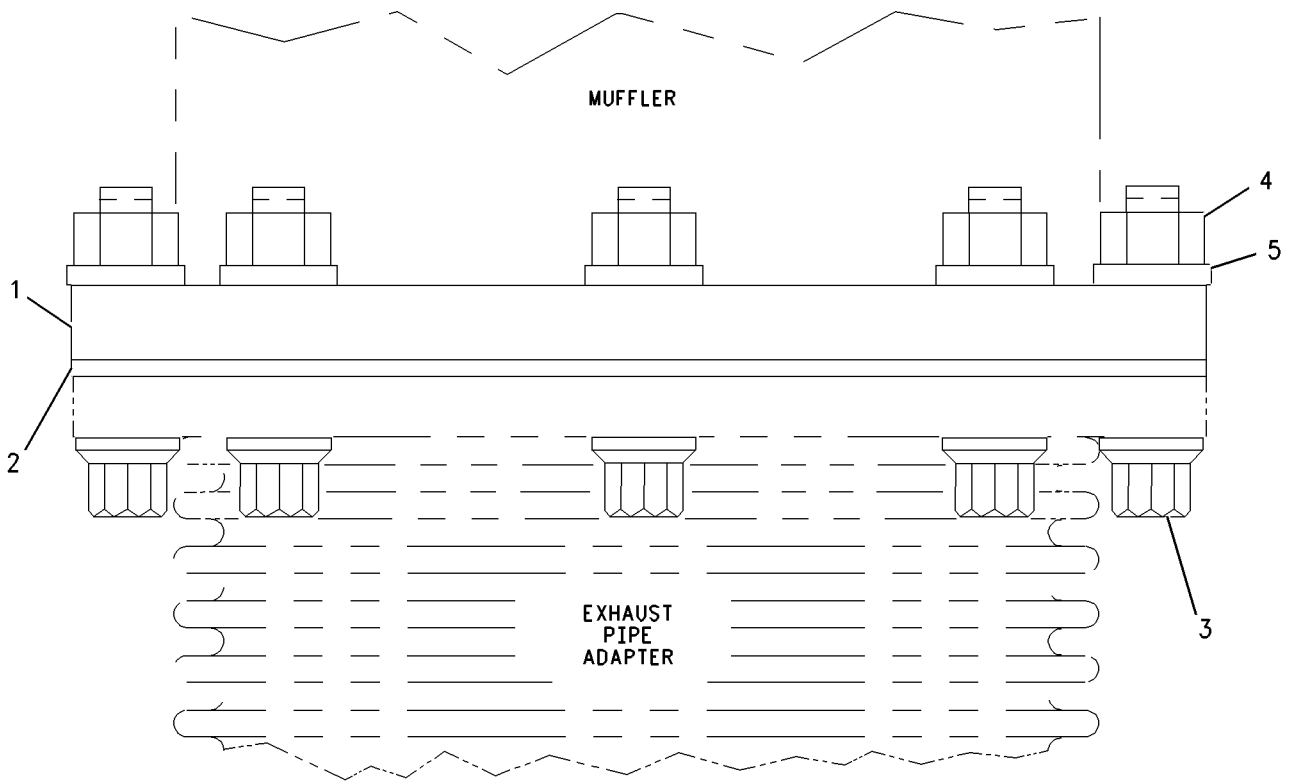
AIR INLET AND EXHAUST SYSTEM

2W-7852 FLANGE GP-EXHAUST 203-MM (8-IN). 5L7520 ELBOW-EXHAUST IS AVAILABLE AN ATTACHMENT

SMCS-1061

i02729678

NOTE	REF NO	GRAPHIC REF	PART NUMBER	QTY	PART NAME						SEE PAGE
					1	2	3	4	5	6 (PRODUCT LEVEL)	
	1	1	2W-7853	1	FLANGE-EXHAUST						
	2	1	5L-3773	1	GASKET-EXHAUST ELBOW						
	3	1	5P-5855	8	BOLT-12 POINT HEAD (1/2-13X1.75-IN)						
	4	1	1B-5357	8	NUT-FULL (1/2-13-THD)						
	5	1	5P-8245	8	WASHER-HARD (13.5X25.5X3-MM THK)						



GRAPHIC #1

<END>

g00768710

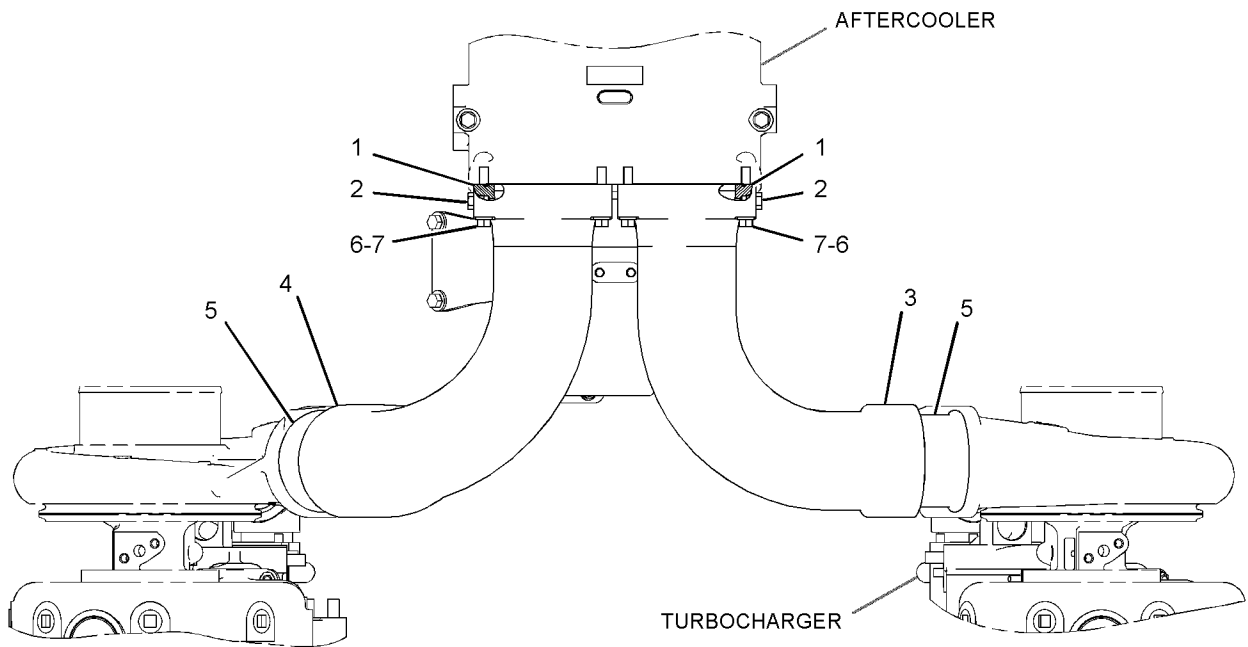
AIR INLET AND EXHAUST SYSTEM

361-1282 LINES GP-AIR FOR USE WITH C32 SCAC MARINE COMMERCIAL PROP

SMCS-1071

i04886209

NOTE	REF NO	GRAPHIC REF	PART NUMBER	QTY	PART NAME						SEE PAGE
					1	2	3	4	5	6	
	1	1	6D-7146	2	SEAL-O-RING						
	2	1	347-4402	2	PLUG AS						
					(EACH INCLUDES)						
		1	3K-8460	1	PLUG						
		1	214-7567	1	SEAL-O-RING						
	3	1	363-0190	1	ELBOW						
	4	1	363-0191	1	ELBOW						
	5	1	363-8595	2	SEAL-INTEGRAL						
	6	1	8T-4896	8	WASHER-HARD (10.2X18.5X2.5-MM THK)						
	7	1	8T-9377	8	BOLT (3/8-16X2.25-IN)						



TOP VIEW OF ENGINE

GRAPHIC #1

<END>

g03292096

AIR INLET AND EXHAUST SYSTEM

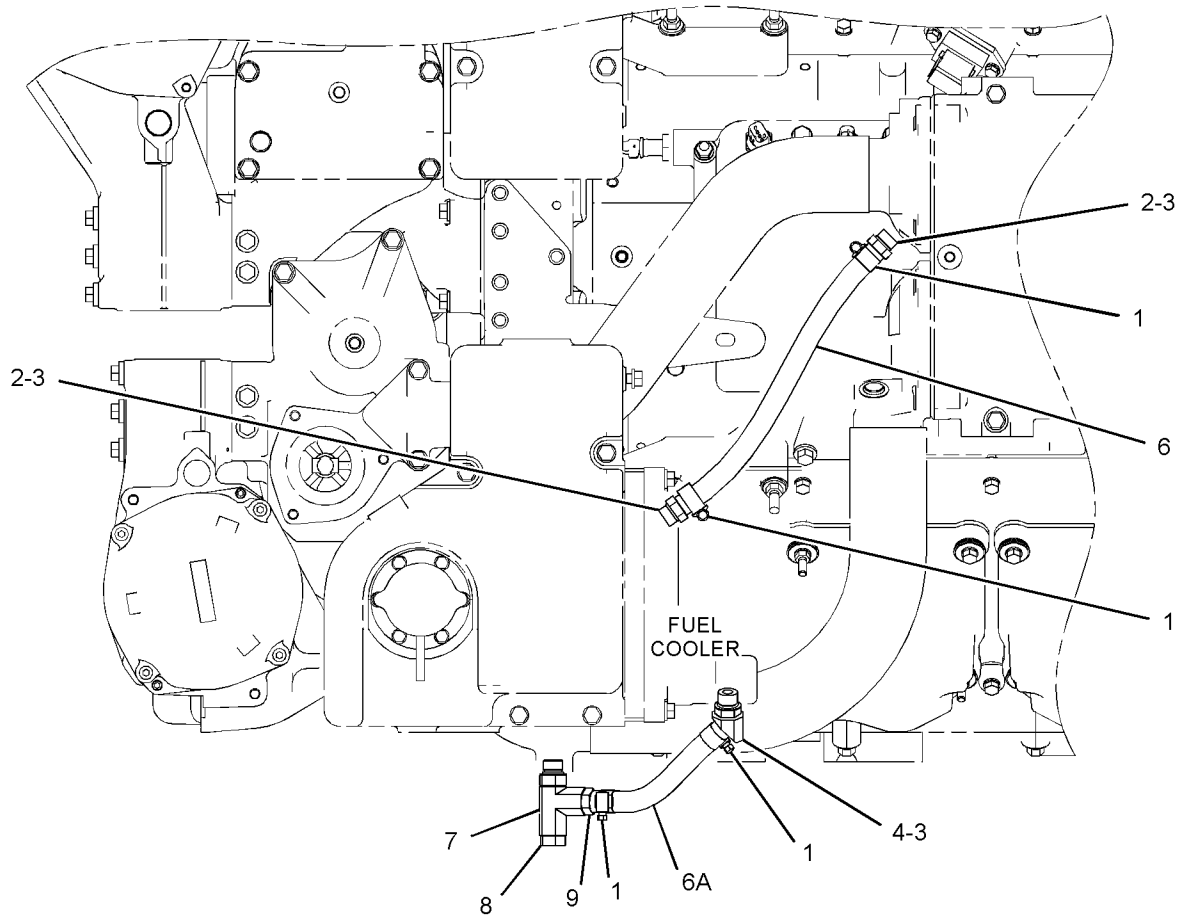
342-6542 LINES GP-COOLING-FUEL AN ATTACHMENT

SMCS-1087, 1380

i04975489

NOTE	REF NO	GRAPHIC REF	PART NUMBER	QTY	PART NAME						SEE PAGE
					1	2	3	4	5	6 (PRODUCT LEVEL)	
	1	1	124-6257	4	CLAMP-HOSE						
	2	1	345-3923	2	ADAPTER-HOSE						
	3	1	3K-0360	3	SEAL-O-RING						
	4	1	6V-1230	1	ELBOW						
E	6	1	351-9048		HOSE (31.8-CM)						
E	6A	1	351-9048		HOSE (17.2-CM)						
	7	1	389-3703	1	TEE AS						
		1	118-0911	1	TEE-O-RING PORT						
		1	238-5080	1	SEAL-O-RING						
	8	1	366-4700	1	PLUG AS						
		1	3K-0360	1	SEAL-O-RING						
		1	360-3693	1	PLUG						
	9	1	195-2037	1	FITTING AS						
		1	3K-0360	1	SEAL-O-RING						
		1	034-3679	1	FITTING						

E - ORDER BY THE CENTIMETER



TOP VIEW OF ENGINE

<END>

GRAPHIC #1

g03293436

AIR INLET AND EXHAUST SYSTEM

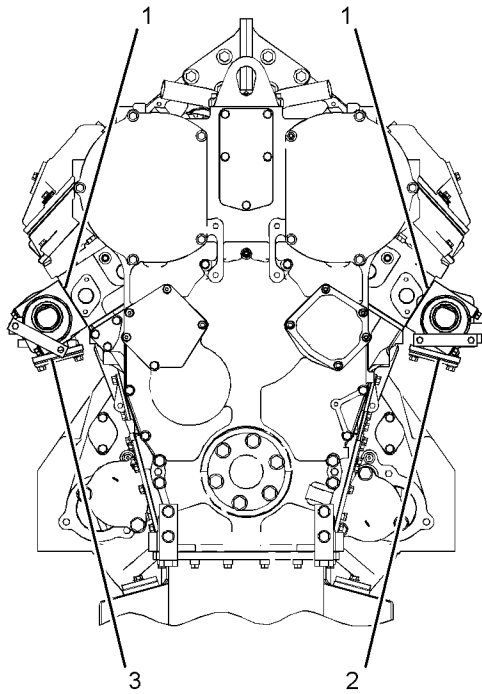
359-4840 MANIFOLD GP-EXHAUST

FOR USE WITH C32 SCAC MARINE COMMERCIAL PROP

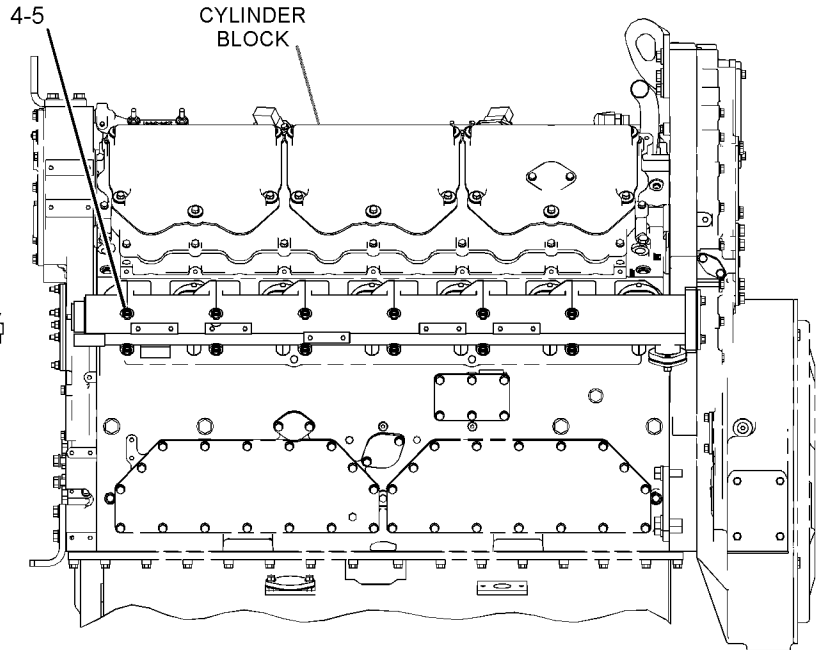
SMCS-1059

i04886150

NOTE	REF NO	GRAPHIC REF	PART NUMBER	QTY	PART NAME						SEE PAGE
					1	2	3	4	5	6 (PRODUCT LEVEL)	
	1	1	129-9452	12	GASKET-EXHAUST MANIFOLD						
	2	1	356-5929	1	MANIFOLD AS (LH)						
	3	1	356-5930	1	MANIFOLD AS (RH)						
	4	1	2N-2766	24	LOCKNUT (3/8-16-THD)						
	5	1	5M-2894	24	WASHER-HARD (10.2X18.5X2.5-MM THK)						



FRONT VIEW OF ENGINE



LEFT SIDE VIEW OF ENGINE

GRAPHIC #1

<END>

g03293476

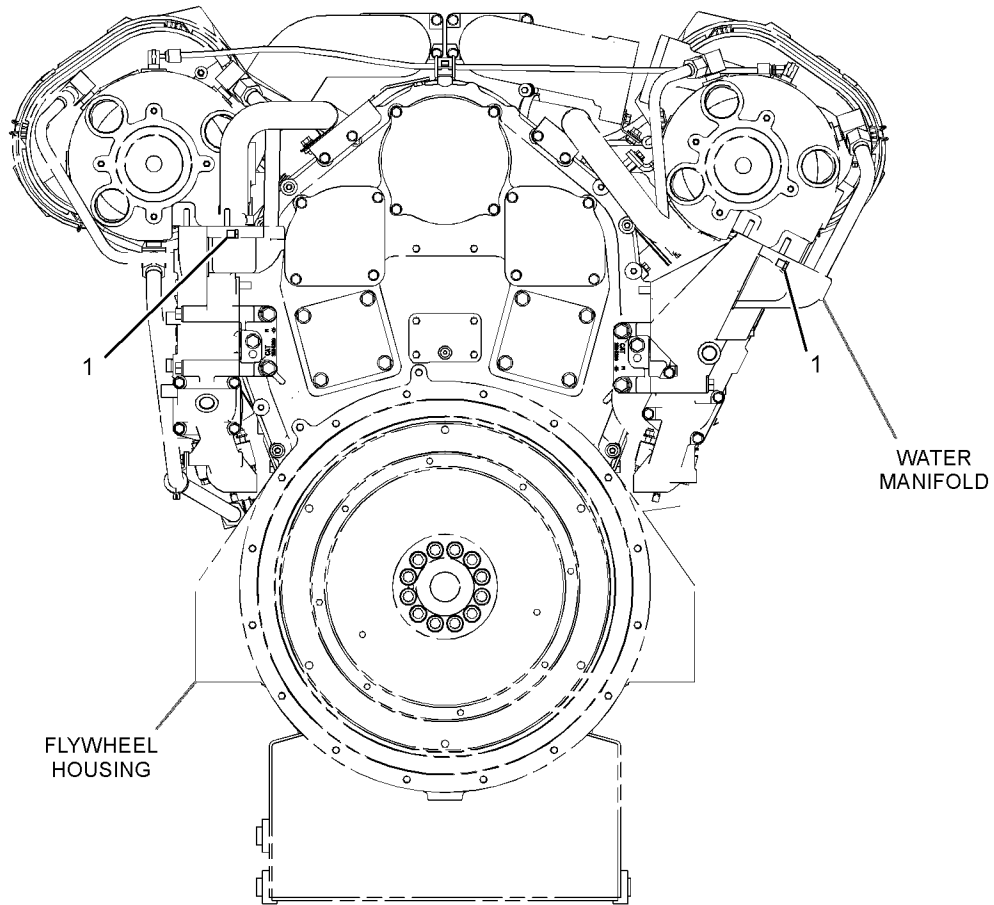
AIR INLET AND EXHAUST SYSTEM

418-9241 PLUG GP-EXHAUST-WATER COOLED CANNOT BE USED WITH EXHAUST TEMPERATURE SENSORS AN ATTACHMENT

SMCS-1052

i04972818

NOTE	REF NO	GRAPHIC REF	PART NUMBER	QTY	PART NAME						SEE PAGE
					1	2	3	4	5	6 (PRODUCT LEVEL)	
1	1	1	8T-6765	2	PLUG-PIPE						



REAR VIEW OF ENGINE

GRAPHIC #1

<END>

g03161737

AIR INLET AND EXHAUST SYSTEM

203-7113 TURBOCHARGER GP

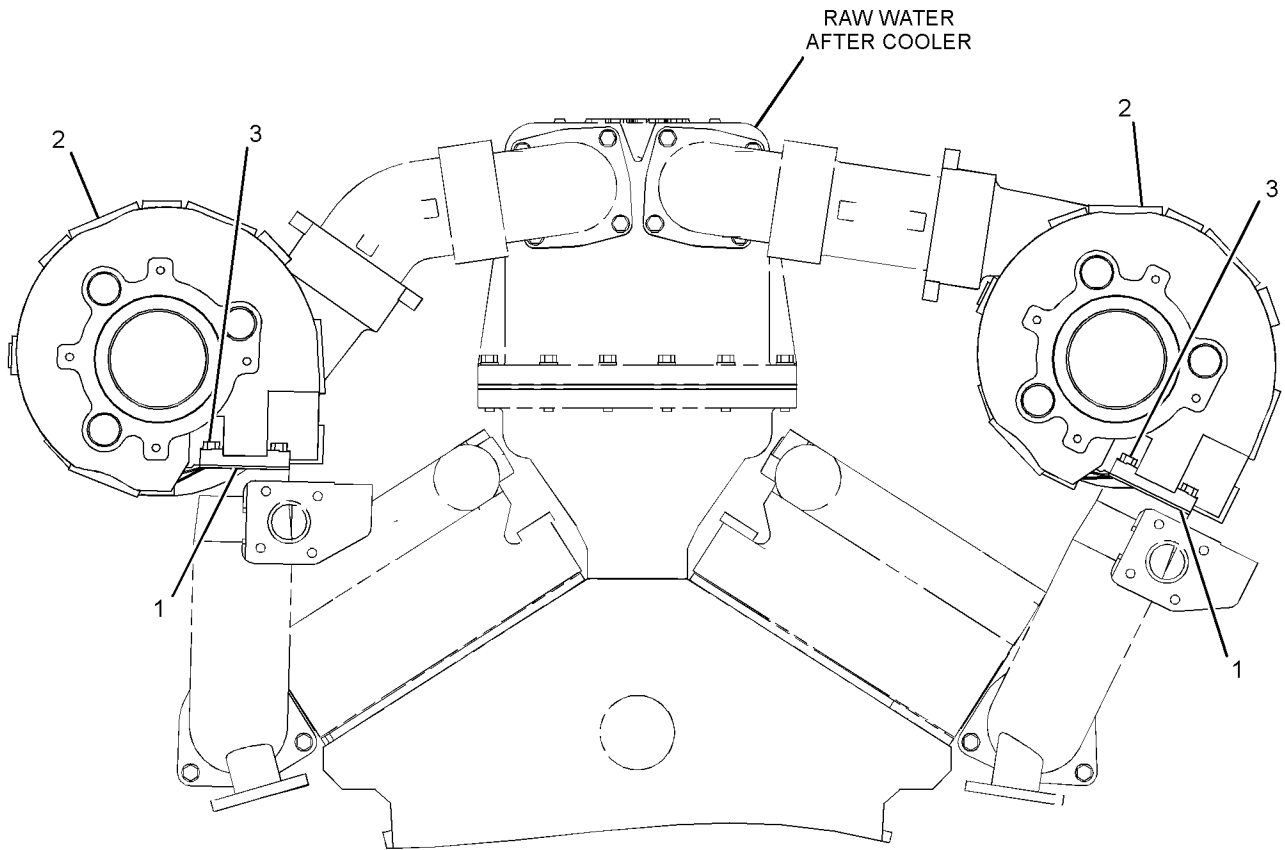
FOR USE WITH REHS0282 OR REHS0853

SMCS-1052, 1053

i03867050

NOTE	REF NO	GRAPHIC REF	PART NUMBER	QTY	PART NAME						SEE PAGE
					1	2	3	4	5	6 (PRODUCT LEVEL)	
	1	1	7M-7273	2	GASKET						
CYR	2	1	287-7210	2	TURBOCHARGER GP						209
	3	1	2N-2766	8	LOCKNUT (3/8-16-THD)						

C - CHANGE FROM PREVIOUS TYPE
 R - REMFG PART MAY BE AVAILABLE
 Y - SEPARATE ILLUSTRATION



REAR VIEW OF ENGINE

GRAPHIC #1

<END>

g01340560

AIR INLET AND EXHAUST SYSTEM

245-9734 TURBOCHARGER GP

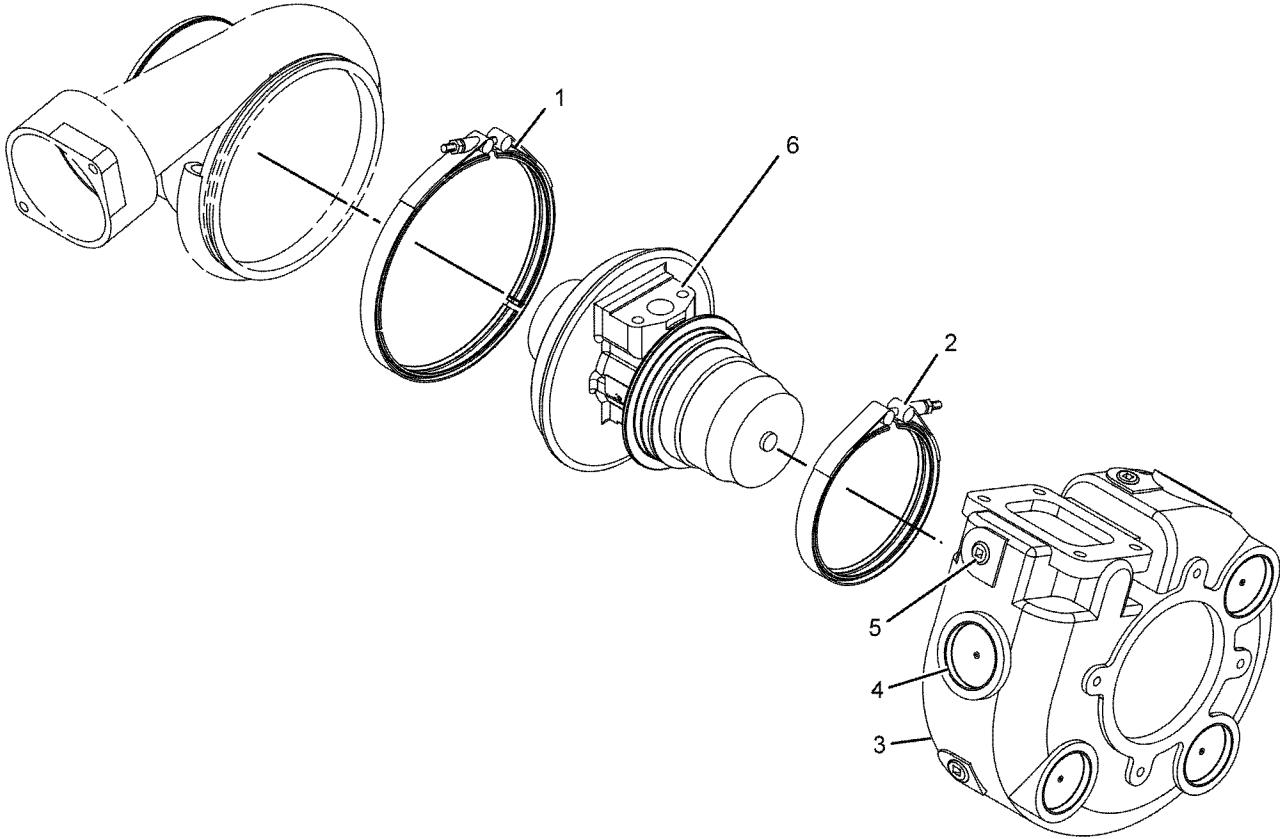
WATERCOOLED

PART OF 298-8854 TURBOCHARGER GP

SMCS-1052, 1053

i01995021

NOTE	REF NO	GRAPHIC REF	PART NUMBER	QTY	PART NAME						SEE PAGE
					1	2	3	4	5	6 (PRODUCT LEVEL)	
	1	1	7W-7778	1	CLAMP AS (COMPRESSOR)						
	2	1	5S-4517	1	CLAMP AS (TURBINE)						
	3	1	246-2105	1	HOUSING AS-TURBINE						
	4	1	0L-1024	6	PLUG-CUP						
	5	1	9L-8412	5	PLUG-PIPE						
	6	1	149-7499	1	CARTRIDGE GP-TURBOCHARGER						



GRAPHIC #1

<END>

g01032555

AIR INLET AND EXHAUST SYSTEM

287-7210 TURBOCHARGER GP*R

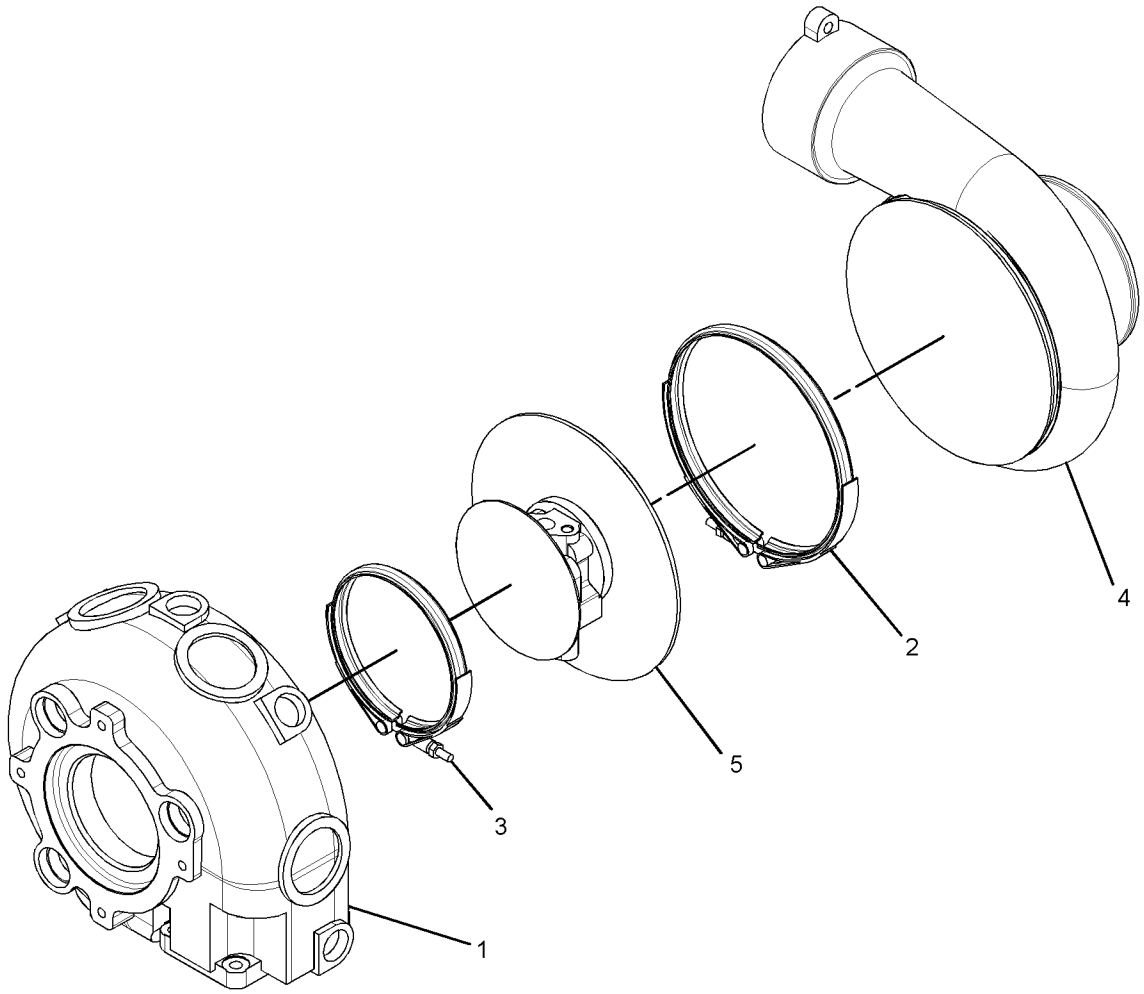
PART OF 203-7113 TURBOCHARGER GP

SMCS-1052, 1053

i03530000

NOTE	REF NO	GRAPHIC REF	PART NUMBER	QTY	PART NAME						SEE PAGE
					1	2	3	4	5	6 (PRODUCT LEVEL)	
	1	1	6N-9908	1	HOUSING AS-TURBINE						
		1	3B-0645	3	PLUG-CUP						
		1	3P-1896	3	PLUG-CUP						
		1	4N-0932	4	PLUG-CUP						
		1	100-6816	4	PLUG-CUP						
	2	1	7W-2297	1	CLAMP AS (COMPRESSOR)						
	3	1	9N-2038	1	CLAMP AS-TURBINE						
	4	1	262-7103	1	COVER						
YR	5	1	332-9539	1	CARTRIDGE GP-TURBOCHARGER						198

R - REMFG PART MAY BE AVAILABLE
Y - SEPARATE ILLUSTRATION



GRAPHIC #1

<END>

g01360053

AIR INLET AND EXHAUST SYSTEM

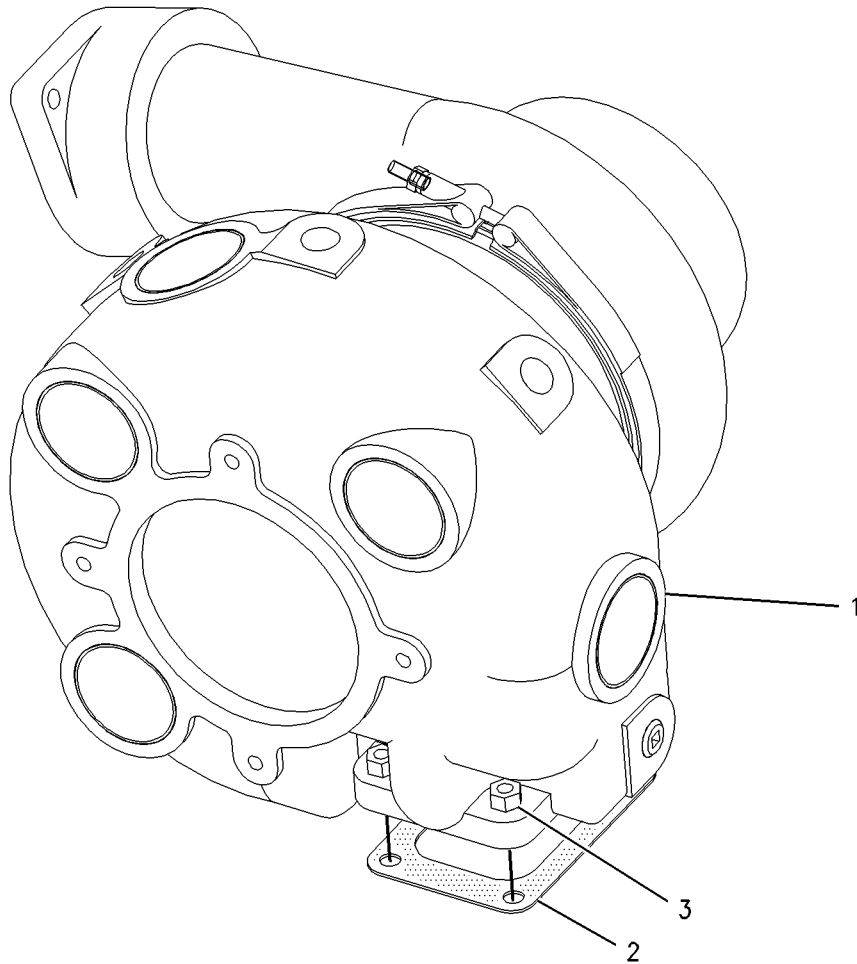
298-8854 TURBOCHARGER GP FOR USE WITH LOW HORSEPOWER APPLICATIONS

SMCS-1052, 1053

i03867049

NOTE	REF NO	GRAPHIC REF	PART NUMBER	QTY	PART NAME						SEE PAGE
					1	2	3	4	5	6 (PRODUCT LEVEL)	
YR	1	1	245-9734	2	TURBOCHARGER GP						208
	2	1	7M-7273	2	GASKET						
	3	1	2N-2766	8	LOCKNUT (3/8-16-THD)						

R - REMFG PART MAY BE AVAILABLE
Y - SEPARATE ILLUSTRATION



GRAPHIC #1

<END>

g00808326

AIR INLET AND EXHAUST SYSTEM

368-0317 TURBOCHARGER GP

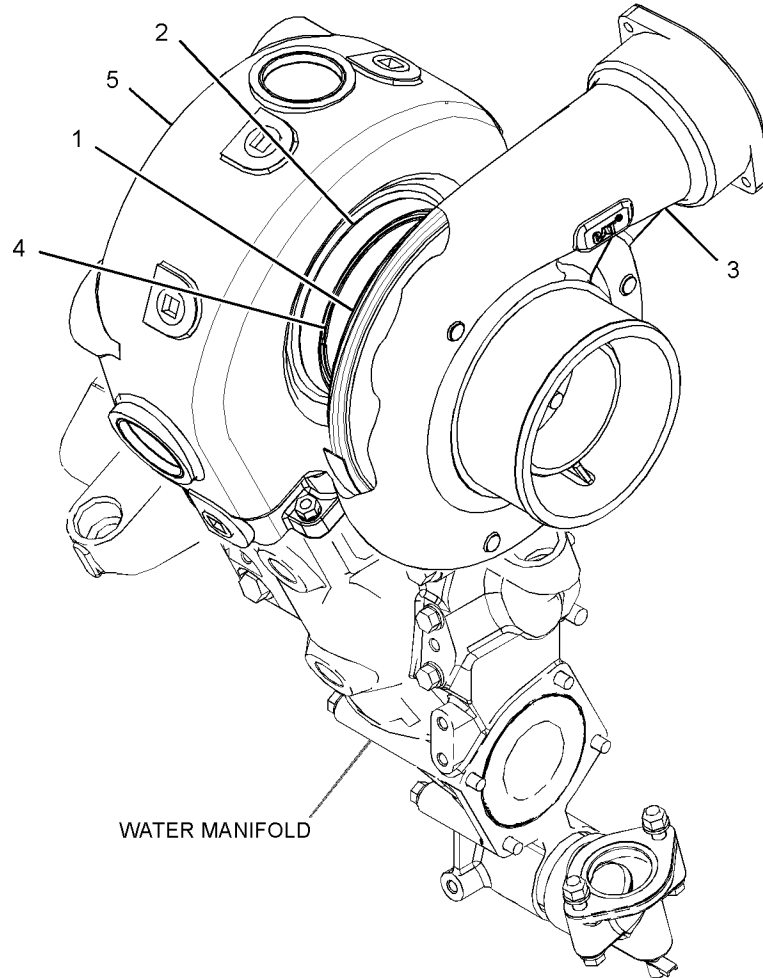
FIELD REPLACEMENT FOR 368-0318—PAGE: 212

PART OF 370-1018 TURBOCHARGER GP

SMCS-1052, 1053

i05253981

NOTE	REF NO	GRAPHIC REF	PART NUMBER	QTY	PART NAME						SEE PAGE
					1	2	3	4	5	6 (PRODUCT LEVEL)	
	1	1	189-5124	1	CLAMP AS-COMPRESSOR						
	2	1	385-4584	1	CLAMP AS-TURBINE						
	3	1	389-2199	1	COVER						
	4	1	389-2203	1	CARTRIDGE GP-TURBOCHARGER						
	5	1	389-2211	1	HOUSING AS-TURBINE						
		1	0L-1024	6	PLUG-CUP						
		1	9L-8412	7	PLUG-PIPE						



GRAPHIC #1

<END>

g03349270

AIR INLET AND EXHAUST SYSTEM

368-0318 TURBOCHARGER GP

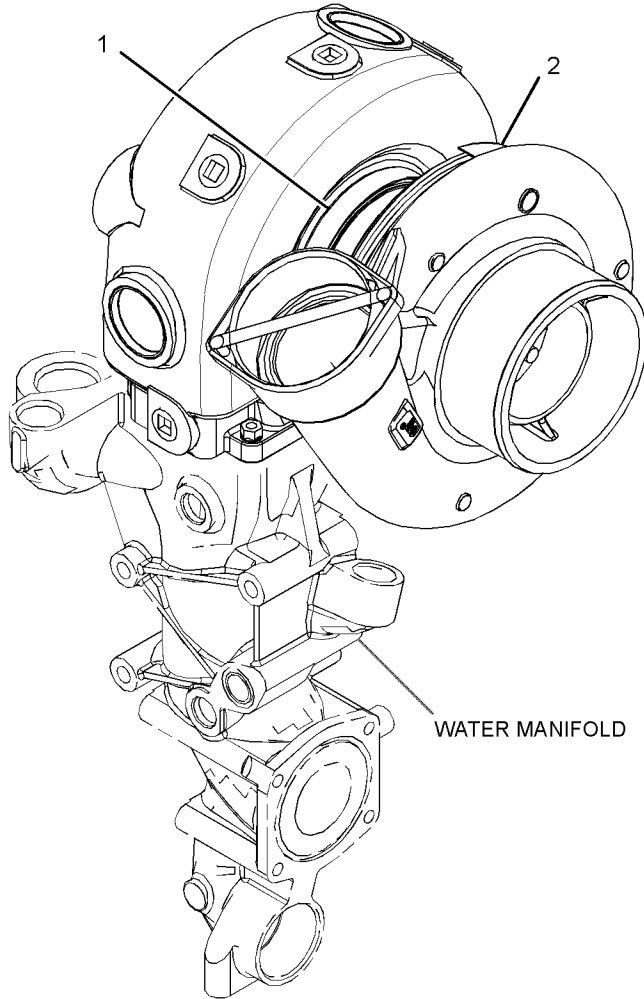
FIELD REPLACEMENT ORDER 368-0317-PAGE: 211

PART OF 370-1018 TURBOCHARGER GP

SMCS-1052, 1053

i04888159

NOTE	REF NO	GRAPHIC REF	PART NUMBER	QTY	PART NAME						SEE PAGE
					1	2	3	4	5	6 (PRODUCT LEVEL)	
	1	1	189-5124	1	CLAMP AS-COMPRESSOR						
	2	1	385-4584	1	CLAMP AS-TURBINE						



GRAPHIC #1

<END>

g03026717

AIR INLET AND EXHAUST SYSTEM

370-1018 TURBOCHARGER GP

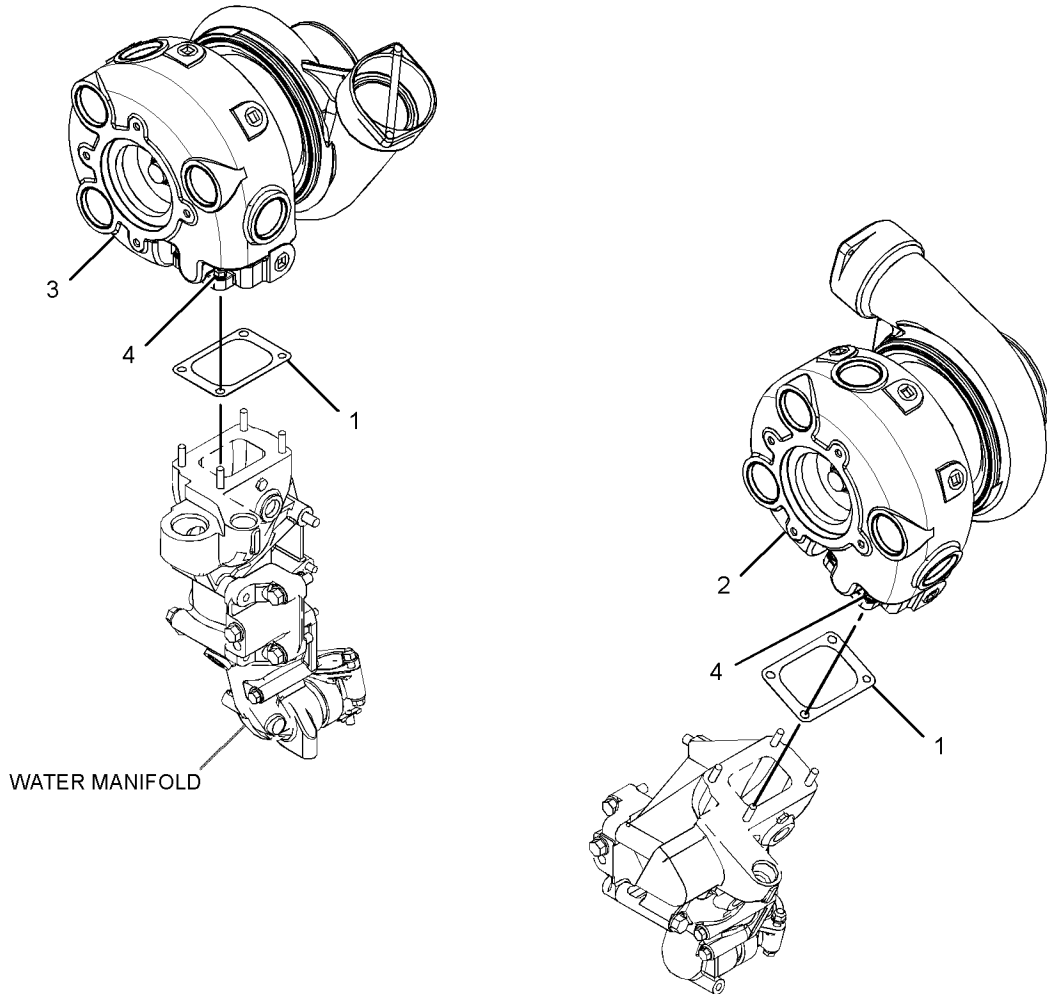
LEFT SIDE COMPRESSOR 33 DEG INBOARD FROM THE ENGINE VERTICAL. RIGHT SIDE COMPRESSOR
78 DEG INBOARD FROM ENGINE VERTICAL
FOR USE WITH WATERCOOLED MANIFOLD GP-EXH

SMCS-1052, 1053

i04888147

NOTE	REF NO	GRAPHIC REF	PART NUMBER	QTY	PART NAME						SEE PAGE
					1	2	3	4	5	6 (PRODUCT LEVEL)	
	1	1	357-1752	2	GASKET						
Y	2	1	368-0317	1	TURBOCHARGER GP						211
Y	3	1	368-0318	1	TURBOCHARGER GP						212
	4	1	2N-2766	8	LOCKNUT (3/8-16-THD)						

Y - SEPARATE ILLUSTRATION



GRAPHIC #1

<END>

g03026596

FUEL SYSTEM

363-3495 BASE GP-FUEL FILTER

PART OF 361-0061 LINES GP-FUEL
AN ATTACHMENT

SMCS - 1262

i04877867

NOTE	REF NO	GRAPHIC REF	PART NUMBER	QTY	PART NAME						SEE PAGE
					1	2	3	4	5	6 (PRODUCT LEVEL)	
	1	1	1P-0436	1	GASKET (FUEL PRIMING PUMP)						
	2	1	2S-3992	1	SPRING						
	3	1	6N-6248	1	PLATE						
	4	1	6N-6251	1	LEVER						
	5	1	7E-5346	1	VALVE AS (FUEL FILTER)						
	6	1	137-5541	1	PUMP GP-FUEL PRIMING (HAND)						
		1	229-3218	2	VALVE AS (FUEL PRIMING PUMP)						
Y	7	1	139-6873	1	VALVE GP-FUEL BYPASS (FILTER)						244
	8	1	284-7495	1	VALVE-FUEL FILTER						
	9	1	284-7497	1	BASE AS-FUEL FILTER						
		1	8N-3653	2	STUD-TAPERLOCK						
	10	1	301-6388	1	JUNCTION BLOCK						
	11	1	1B-2790	1	BOLT (5/16-18X1.375-IN)						
	12	1	1R-0755	2	FILTER-FUEL (ADVANCED EFFICIENCY)						
	13	1	238-5081	1	SEAL-O-RING						
	14	1	2B-2694	2	BOLT (5/16-18X2-IN)						
	15	1	2D-6642	1	BALL						
	16	1	2K-8467	1	PIN-SPRING						
	17	1	307-2673	4	PLUG AS						
					(EACH INCLUDES)						
		1	9S-8005	1	PLUG-O-RING						
		1	238-5080	1	SEAL-O-RING						
	18	1	319-6234	1	PLUG AS						
		1	9S-9334	1	PLUG-O-RING						
		1	238-5084	1	SEAL-O-RING						
	19	1	3H-3385	1	SEAL-O-RING						
	20	1	4H-1641	1	PIN-SPRING						
	21	1	5P-0537	1	WASHER-HARD (7.2X14.5X2-MM THK)						
	22	1	6L-3428	2	SCREW-MACHINE						
	23	1	6V-5048	1	SEAL-O-RING						
	24	1	6V-6228	1	SEAL-O-RING						
	25	1	7B-2742	1	BOLT (1/4-20X1.25-IN)						
	26	1	9M-1974	3	WASHER-HARD (8.8X16X2-MM THK)						
	27	1	9S-4182	1	PLUG-O-RING						
	28	1	9X-7385	1	SEAL-O-RING						

Y - SEPARATE ILLUSTRATION

FUEL SYSTEM

421-1596 BASE GP-FUEL FILTER

DUPLIX RH. C32 SCAC MARINE ENGINES

PART OF 361-0060 LINES GP-FUEL

AN ATTACHMENT

SMCS-1262

i05078218

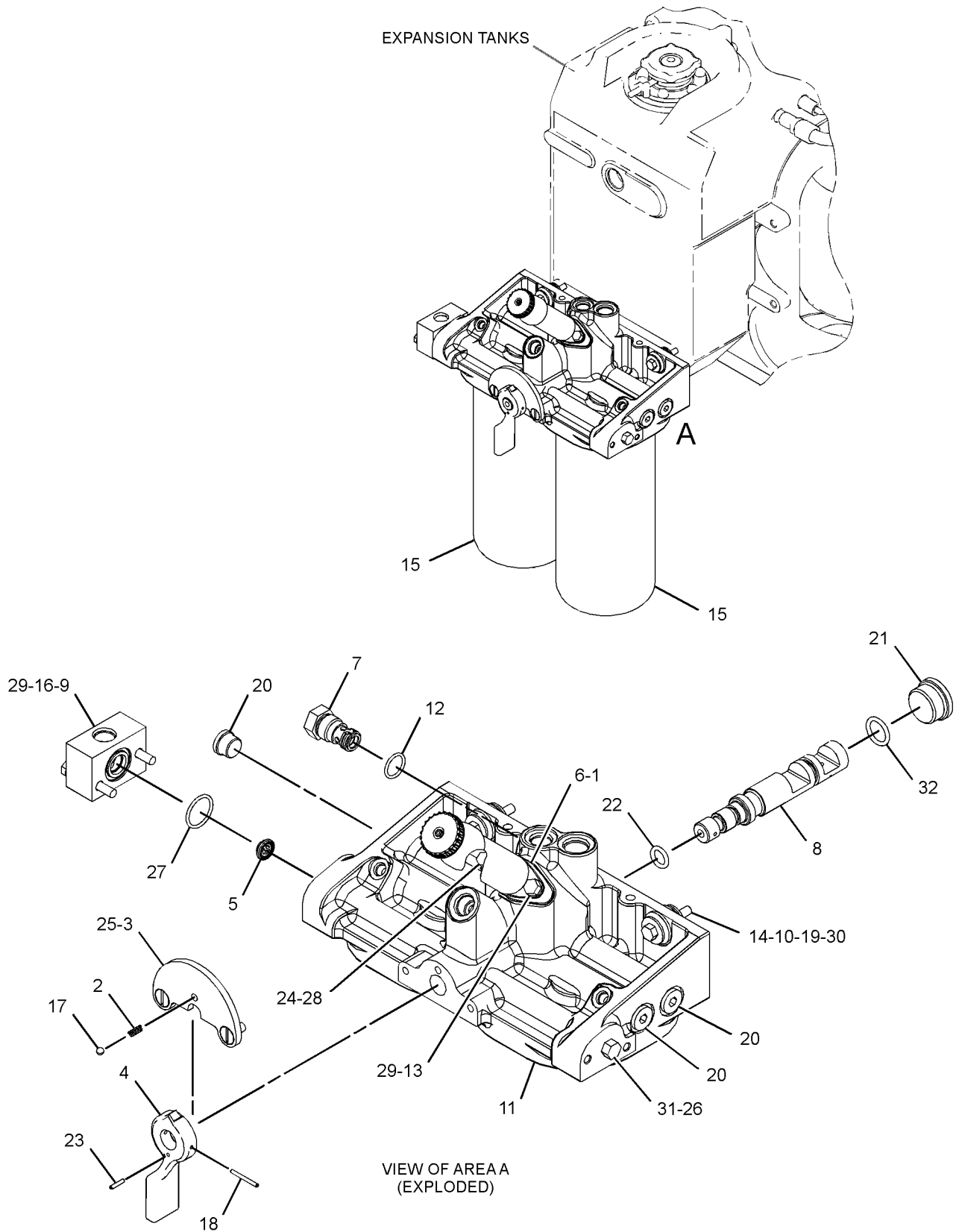
NOTE	REF NO	GRAPHIC REF	PART NUMBER	QTY	PART NAME						SEE PAGE
					1	2	3	4	5	6 (PRODUCT LEVEL)	
	1	1	1P-0436	1	GASKET (FUEL PRIMING PUMP)						
	2	1	2S-3992	1	SPRING						
	3	1	6N-6248	1	PLATE						
	4	1	6N-6251	1	LEVER						
	5	1	7E-5346	1	VALVE AS						
	6	1	137-5541	1	PUMP GP-FUEL PRIMING						
		1	229-3218	2	VALVE AS						
Y	7	1	139-6873	1	VALVE GP-FUEL BYPASS (FILTER)						244
	8	1	284-7495	1	VALVE-FUEL FILTER						
	9	1	301-6388	1	JUNCTION BLOCK						
	10	1	421-1580	3	SPACER						
	11	1	422-1062	1	BASE AS-FUEL FILTER						
		1	8N-3653	2	STUD-TAPERLOCK						
	12	1	136-7227	1	SEAL-O-RING						
	13	1	1B-2790	1	BOLT (5/16-18X1.375-IN)						
	14	1	1B-9575	3	BOLT (5/16-18X1.56-IN)						
	15	1	1R-0755	2	FILTER-FUEL (ADVANCED EFFICIENCY)						
	16	1	2B-2694	2	BOLT (5/16-18X2-IN)						
	17	1	2D-6642	1	BALL						
	18	1	2K-8467	1	PIN-SPRING						
	19	1	300-6714	6	MOUNT						
	20	1	307-2673	3	PLUG AS						
					(EACH INCLUDES)						
		1	9S-8005	1	PLUG-O-RING						
		1	238-5080	1	SEAL-O-RING						
	21	1	319-6234	1	PLUG AS						
		1	9S-9334	1	PLUG-O-RING						
		1	238-5084	1	SEAL-O-RING						
	22	1	3H-3385	1	SEAL-O-RING						
	23	1	4H-1641	1	PIN-SPRING						
	24	1	5P-0537	1	WASHER-HARD (7.2X14.5X2-MM THK)						
	25	1	6L-3428	2	SCREW-MACHINE						
	26	1	6V-5048	1	SEAL-O-RING						
	27	1	6V-6228	1	SEAL-O-RING						
	28	1	7B-2742	1	BOLT (1/4-20X1.25-IN)						
	29	1	9M-1974	3	WASHER-HARD (8.8X16X2-MM THK)						
	30	1	9N-0869	6	WASHER-HARD (8.8X25.5X2-MM THK)						
	31	1	9S-4182	1	PLUG-O-RING						
	32	1	9X-7385	1	SEAL-O-RING						

Y - SEPARATE ILLUSTRATION

FUEL SYSTEM

421-1596 BASE GP-FUEL FILTER (contd.)

i05078218



FUEL SYSTEM

330-9696 CONTROL GP-FUEL

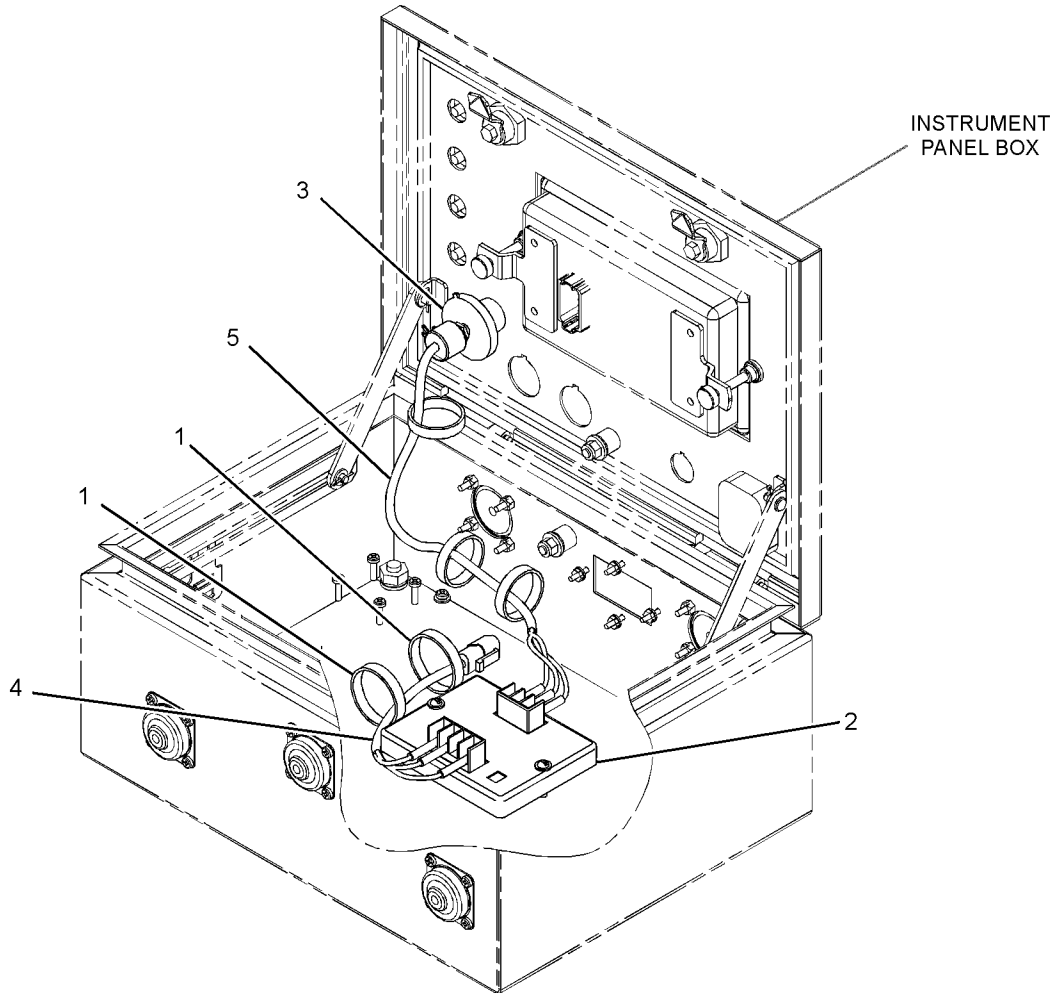
CANNOT BE USED WITH MAPD PANEL
AN ATTACHMENT

SMCS-1265

i03981690

NOTE	REF NO	GRAPHIC REF	PART NUMBER	QTY	PART NAME						SEE PAGE
					1	2	3	4	5	6 (PRODUCT LEVEL)	
	1	1	7K-1181	5	STRAP-CABLE						
YR	2	1	9X-9591	1	CONVERTER GP-ELECTRICAL (PULSE WIDTH MODULATED)						252
	3	1	116-9723	1	DIAL-VERNIER						
	4	1	334-0816	1	HARNESS AS-SENSOR						
		1	155-2260	1	KIT-CONNECTING PLUG (3-PIN) (INCLUDES PLUG AS AND WEDGE)						
		1	5P-2766	3	TERMINAL-RING (18-GA TO 22-GA, NO. 6 SCREW)						
	5	1	334-0817	1	HARNESS AS-SWITCH						
		1	122-9458	1	POTENTIOMETER (1000-OHM)						
		1	5P-2766	3	TERMINAL-RING (18-GA TO 22-GA, NO. 6 SCREW)						

R - REMFG PART MAY BE AVAILABLE
Y - SEPARATE ILLUSTRATION



GRAPHIC #1

<END>

g01663054

FUEL SYSTEM

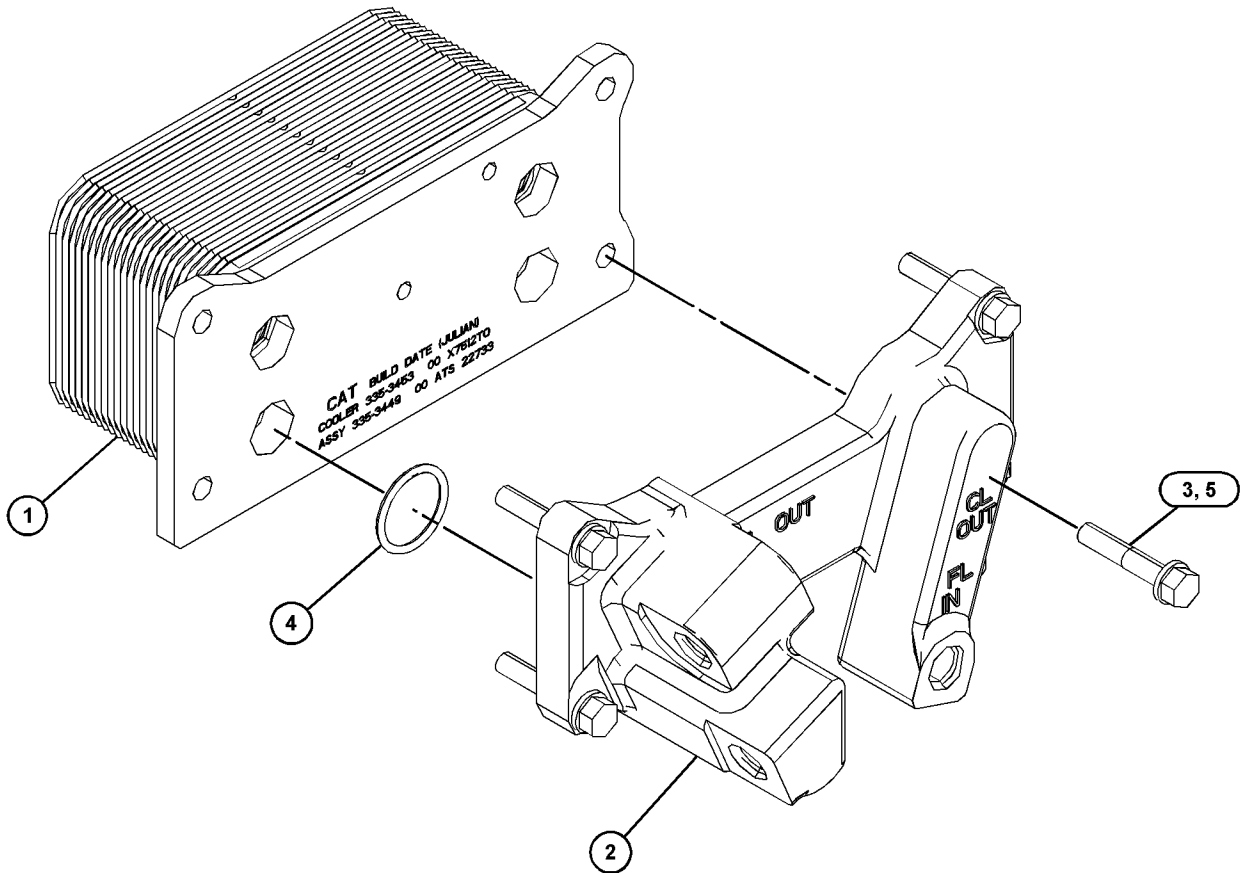
361-6720 COOLER GP-FUEL FOR USE WITH C32 TIER III MARINE ENGINES AN ATTACHMENT

SMCS-1712

i04877929

NOTE	REF NO	GRAPHIC REF	PART NUMBER	QTY	PART NAME						SEE PAGE
					1	2	3	4	5	6 (PRODUCT LEVEL)	
R	1	1	335-3453	1	CORE AS-OIL COOLER						
	2	1	363-3502	1	COVER-FUEL						
	3	1	0S-1590	4	BOLT (3/8-16X2-IN)						
	4	1	4J-0520	4	SEAL-O-RING						
	5	1	5M-2894	4	WASHER-HARD (10.2X18.5X2.5-MM THK)						

R - REMFG PART MAY BE AVAILABLE



GRAPHIC #1

<END>

g03244722

FUEL SYSTEM

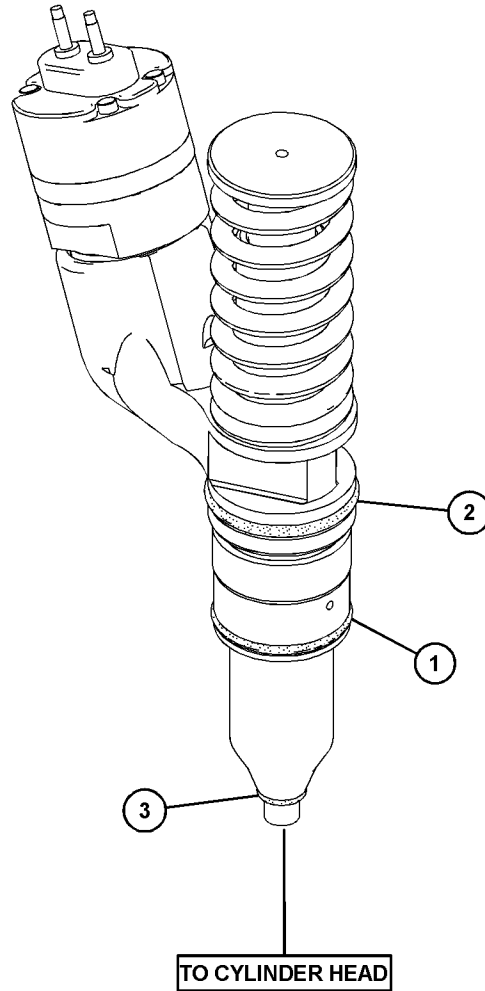
356-1373 INJECTOR GP-FUEL

PART OF 362-1292 PUMP GP-FUEL INJECTION

SMCS-1251, 1254, 1290, 1713

i04960171

NOTE	REF NO	GRAPHIC REF	PART NUMBER	QTY	PART NAME						SEE PAGE
					1	2	3	4	5	6 (PRODUCT LEVEL)	
	1	1	230-3728	1	SEAL-O-RING						
	2	1	230-3775	1	SEAL-O-RING						
	3	1	9X-7317	1	SEAL-O-RING						



GRAPHIC #1

<END>

g03160016

FUEL SYSTEM

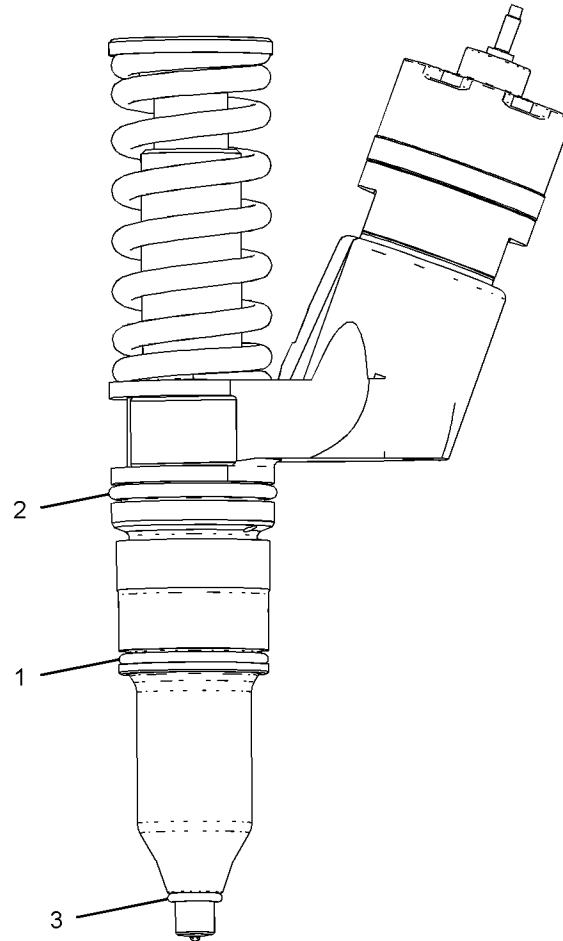
374-0750 INJECTOR GP-FUEL

PART OF 235-1401 PUMP GP-FUEL INJECTION

SMCS-1251, 1254, 1290, 1713

i05200588

NOTE	REF NO	GRAPHIC REF	PART NUMBER	QTY	PART NAME						SEE PAGE
					1	2	3	4	5	6 (PRODUCT LEVEL)	
	1	1	230-3728	1	SEAL-O-RING						
	2	1	230-3775	1	SEAL-O-RING						
	3	1	9X-7317	1	SEAL-O-RING						



GRAPHIC #1

<END>

g03350614

FUEL SYSTEM

361-0060 LINES GP-FUEL

C32 MARINE ENGINE APPLICATIONS
FOR USE WITH C32 SCAC RH SERVICE ONLY
AN ATTACHMENT

SMCS-1274

i05194104

NOTE	REF NO	GRAPHIC REF	PART NUMBER	QTY	PART NAME						SEE PAGE
					1	2	3	4	5	6 (PRODUCT LEVEL)	
	1	2	4P-0706	4	CLAMP AS						
					(EACH INCLUDES)						
		2	307-8373	2	GROMMET						
C	2	2	4P-0707	12	CLAMP AS						
					(EACH INCLUDES)						
		2	307-8373	1	GROMMET						
	3	2	112-6032	1	SPACER (10.5X22X8-MM THK)						
Y	4	2	327-4448	2	VALVE GP-CHECK (FUEL)						243
	5	2	334-3807	1	MANIFOLD						
	6	1	353-5133	1	ELBOW AS						
		1	030-7949	1	ELBOW						
		1	238-5081	1	SEAL-O-RING						
	7	1,2	353-5134	2	ELBOW AS						
					(EACH INCLUDES)						
		1,2	118-4728	1	ELBOW						
		1,2	238-5080	1	SEAL-O-RING						
C	8	1	365-0746	1	HOSE & TUBE AS						
C	9	1	371-5633	1	HOSE & TUBE AS						
CY	10	1	421-1596	1	BASE GP-FUEL FILTER						216
	11	1	371-8933	1	TUBE AS						
C	12	1	352-0817	1	HOSE & TUBE AS						
	13	1	375-6108	1	HOSE AS						
	14	1	377-0677	1	GROMMET						
	15	2	377-4651	2	BRACKET						
	16	2	377-4868	1	MANIFOLD-FUEL						
	17	2	384-3890	1	BRACKET AS						
		2	1F-0750	2	NUT-WELD (3/8-16-THD)						
	18	2	384-4278	4	BRACKET AS						
					(EACH INCLUDES)						
		2	1F-0750	1	NUT-WELD (3/8-16-THD)						
C	19	1	371-5638	1	HOSE & TUBE AS						
C	20	1	364-9373	1	HOSE & TUBE AS						
C	21	1	364-8679	1	HOSE & TUBE AS						
	23	1	386-6213	1	CONNECTOR AS						
		1	6K-3607	1	CONNECTOR						
		1	238-5081	1	SEAL-O-RING						
	24	1	392-8640	1	HOSE & TUBE AS						
C	25	1	421-6878	1	HOSE & TUBE AS						
C	26	1	030-7937	4	CONNECTOR-PORT						
C	27	2	0L-1143	7	BOLT (3/8-16X2.5-IN)						
	29	2	0S-1591	2	BOLT (3/8-16X1.5-IN)						
	30	1,2	0S-1594	5	BOLT (3/8-16X1-IN)						
	31	2	100-3237	1	GROMMET						
	32	2	183-3407	3	PLUG AS						
					(EACH INCLUDES)						
		2	9S-8004	1	PLUG-O-RING						
		2	214-7568	1	SEAL-O-RING						
	33	2	1A-2029	4	BOLT (3/8-16X1.125-IN)						
	34	2	1A-5964	2	BOLT (3/8-16X4.5-IN)						
	36	1	214-7568	4	SEAL-O-RING						
	37	1	238-5080	1	SEAL-O-RING						
C	38	1,2	307-2673	3	PLUG AS						
					(EACH INCLUDES)						
		1,2	9S-8005	1	PLUG-O-RING						
		1,2	238-5080	1	SEAL-O-RING						
C	39	1,2	307-9615	7	ADAPTER AS						
					(EACH INCLUDES)						

FUEL SYSTEM

361-0060 **LINES GP-FUEL (contd.)**

i05194104

NOTE	REF NO	GRAPHIC REF	PART NUMBER	QTY	PART NAME						SEE PAGE
					1	2	3	4	5	6 (PRODUCT LEVEL)	
		1,2	8M-0505	1	CONNECTOR						
		1,2	238-5080	1	SEAL-O-RING						
	40	1	309-5130	2	PLUG AS						
					(EACH INCLUDES)						
		1	9S-4182	1	PLUG-O-RING						
		1	214-7566	1	SEAL-O-RING						
	41	2	313-9614	2	ADAPTER AS						
					(EACH INCLUDES)						
		2	2R-6806	1	CONNECTOR-O-RING						
		2	214-7568	1	SEAL-O-RING						
	42	2	325-6994	2	CLIP (SLOT)						
	43	2	325-6995	2	CLIP (TAB)						
	44	2	332-8555	2	CONNECTOR AS						
					(EACH INCLUDES)						
		2	8M-0506	1	ADAPTER-O-RING						
		2	214-7568	1	SEAL-O-RING						
	45	2	353-7956	2	GROMMET						
	46	2	3E-4353	4	WASHER-HARD (11X25X3-MM THK)						
	47	1	3G-8054	1	CLIP (TAB)						
	48	1	3G-8057	1	CLIP (SLOT)						
	49	1	3P-2001	1	ELBOW						
	50	2	5K-8652	1	BRACKET						
C	51	1,2	5M-2894	27	WASHER-HARD (10.2X18.5X2.5-MM THK)						
	52	2	5S-0003	4	NUT (5/16-18-THD)						
	55	2	8T-1887	1	CLIP (SLOT)						
	56	2	8T-1888	1	CLIP (TAB)						
	57	2	9G-7101	2	SPACER (10.5X20X30-MM THK)						
	58	2	9M-1974	4	WASHER-HARD (8.8X16X2-MM THK)						
C	59	2	9S-8752	9	NUT-FULL (3/8-16-THD)						
C	60	2	0L-2070	1	BOLT (3/8-16X2.25-IN)						

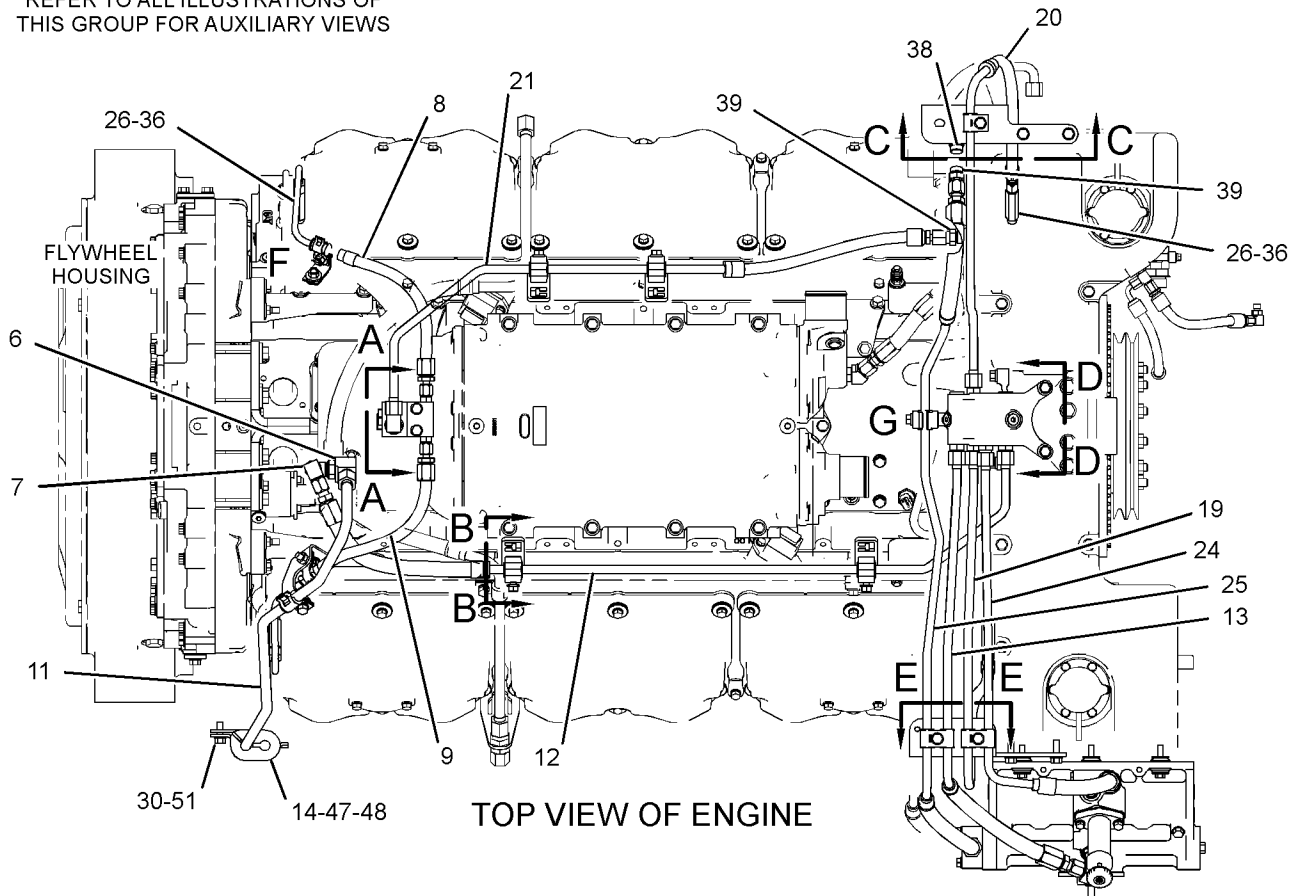
C - CHANGE FROM PREVIOUS TYPE
Y - SEPARATE ILLUSTRATION

FUEL SYSTEM

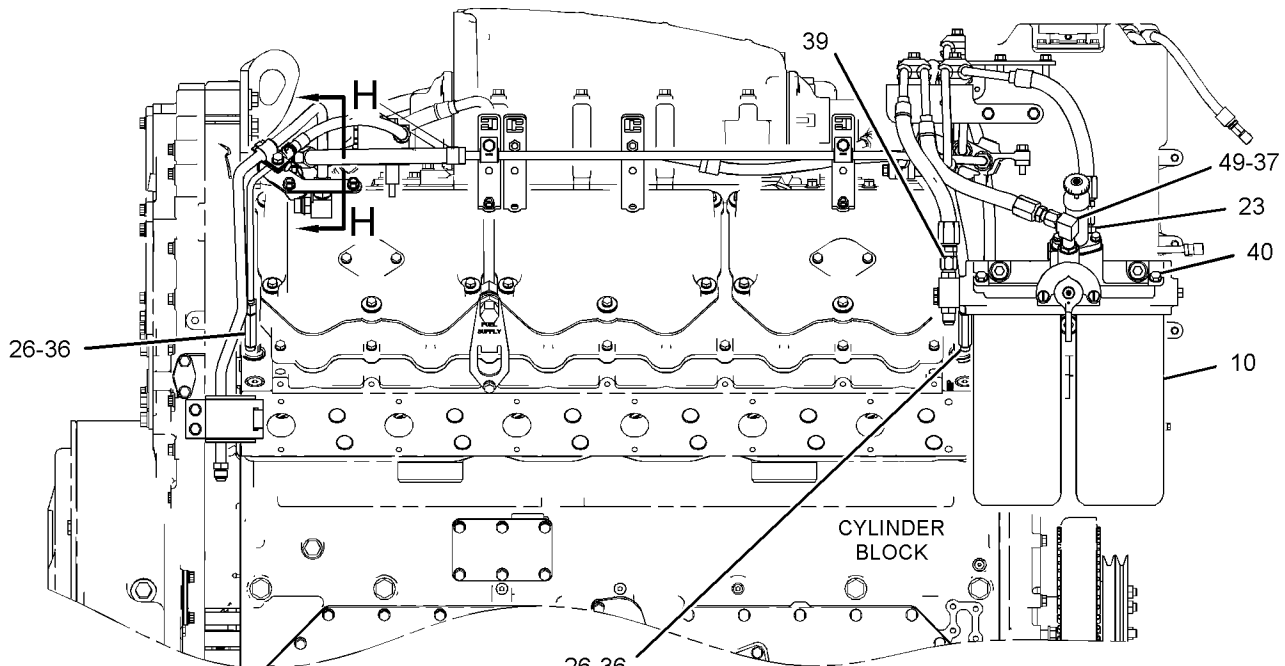
361-0060 LINES GP-FUEL (contd.)

i05194104

REFER TO ALL ILLUSTRATIONS OF THIS GROUP FOR AUXILIARY VIEWS



TOP VIEW OF ENGINE



RIGHT SIDE VIEW OF ENGINE

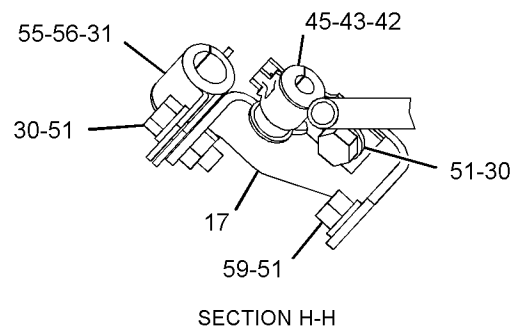
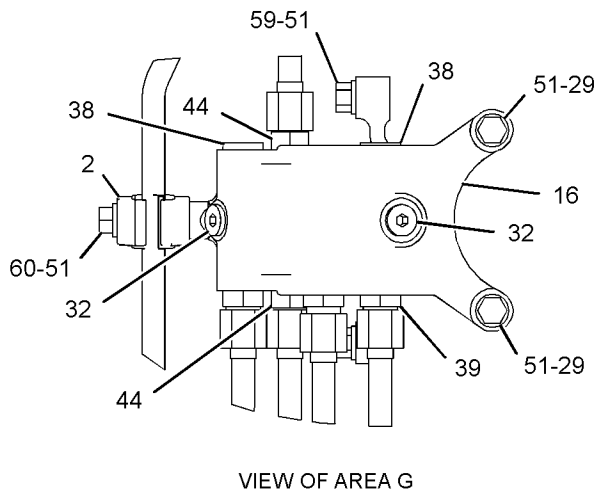
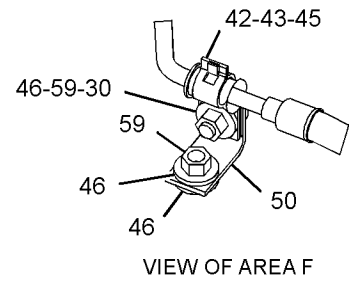
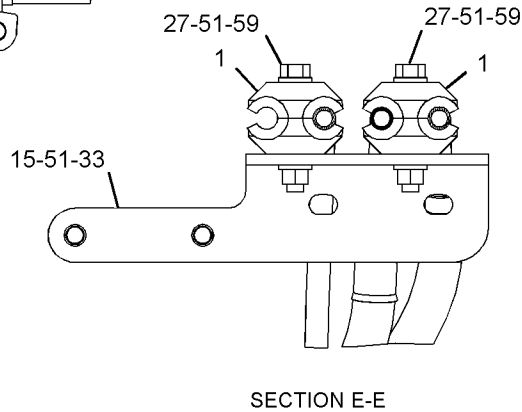
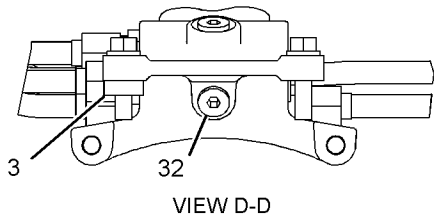
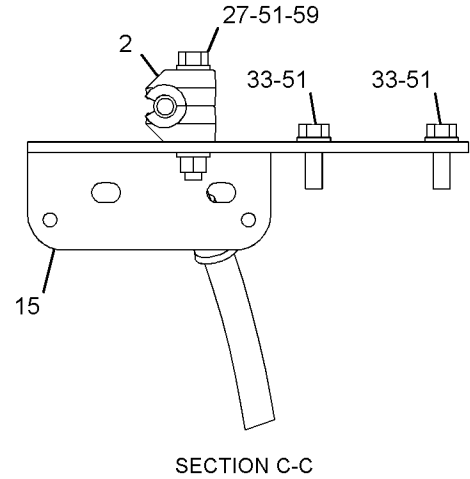
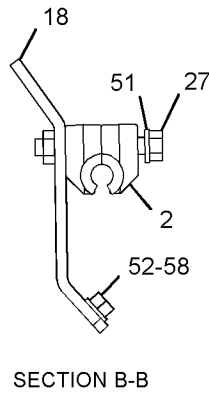
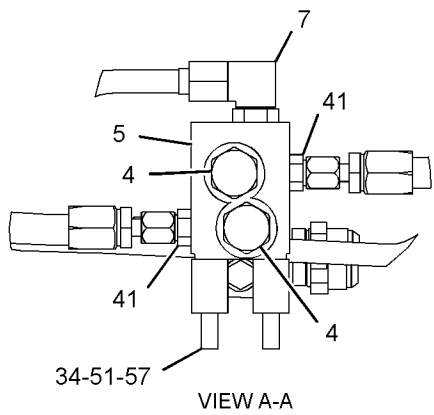
GRAPHIC #1

g03345911

FUEL SYSTEM

361-0060 LINES GP-FUEL (contd.)

i05194104



GRAPHIC #2

<END>

g03345913

FUEL SYSTEM

361-0061 LINES GP-FUEL

C32 MARINE ENGINE APPLICATION
FOR USE WITH C32 SCAS LH SERVICE ONLY
AN ATTACHMENT

SMCS-1274

i05161253

NOTE	REF NO	GRAPHIC REF	PART NUMBER	QTY	PART NAME						SEE PAGE
					1	2	3	4	5	6 (PRODUCT LEVEL)	
	1	2	4P-0706	2	CLAMP AS						
					(EACH INCLUDES)						
		2	307-8373	2	GROMMET						
	2	2	4P-0707	12	CLAMP AS						
					(EACH INCLUDES)						
		2	307-8373	1	GROMMET						
	3	2	112-6032	1	SPACER (10.5X22X8-MM THK)						
Y	4	2	327-4448	2	VALVE GP-CHECK (FUEL)						243
	5	2	334-3807	1	MANIFOLD						
	6	1	353-5133	1	ELBOW AS						
		1	030-7949	1	ELBOW						
		1	238-5081	1	SEAL-O-RING						
	7	1,2	353-5134	2	ELBOW AS						
					(EACH INCLUDES)						
		1,2	118-4728	1	ELBOW						
		1,2	238-5080	1	SEAL-O-RING						
C	8	1	365-0746	1	HOSE & TUBE AS						
C	9	1	371-5633	1	HOSE & TUBE AS						
	10	1	361-6716	1	HOSE AS						
Y	11	1	363-3495	1	BASE GP-FUEL FILTER						214
	12	1	371-8933	1	TUBE AS						
C	13	1	352-0817	1	HOSE & TUBE AS						
	14	1	375-6110	1	HOSE AS						
C	15	1	352-1316	1	HOSE & TUBE AS						
	16	1	377-0677	1	GROMMET						
	17	2	377-4651	2	BRACKET						
	18	2	377-4868	1	MANIFOLD-FUEL						
	19	2	384-3890	1	BRACKET AS						
		2	1F-0750	2	NUT-WELD (3/8-16-THD)						
	20	2	384-4278	4	BRACKET AS						
					(EACH INCLUDES)						
		2	1F-0750	1	NUT-WELD (3/8-16-THD)						
C	21	1	371-5638	1	HOSE & TUBE AS						
C	22	1	364-9373	1	HOSE & TUBE AS						
C	23	1	364-8679	1	HOSE & TUBE AS						
C	24	1,2	030-7937	4	CONNECTOR-PORT						
	25	2	0L-1143	7	BOLT (3/8-16X2.5-IN)						
	26	1	0S-1588	3	BOLT (3/8-16X1.25-IN)						
	27	2	0S-1591	2	BOLT (3/8-16X1.5-IN)						
	28	1,2	0S-1594	5	BOLT (3/8-16X1-IN)						
	29	2	100-3237	1	GROMMET						
	30	2	183-3407	3	PLUG AS						
					(EACH INCLUDES)						
		2	9S-8004	1	PLUG-O-RING						
		2	214-7568	1	SEAL-O-RING						
	31	2	1A-2029	4	BOLT (3/8-16X1.125-IN)						
	32	2	1A-5964	2	BOLT (3/8-16X4.5-IN)						
	34	1,2	214-7568	4	SEAL-O-RING						
	35	2	238-5080	1	SEAL-O-RING						
	36	2	238-5081	1	SEAL-O-RING						
C	37	2	307-2673	3	PLUG AS						
					(EACH INCLUDES)						
		2	9S-8005	1	PLUG-O-RING						
		2	238-5080	1	SEAL-O-RING						
	38	1,2	307-9615	7	ADAPTER AS						
					(EACH INCLUDES)						
		1,2	8M-0505	1	CONNECTOR						

FUEL SYSTEM

361-0061 LINES GP-FUEL (contd.)

i05161253

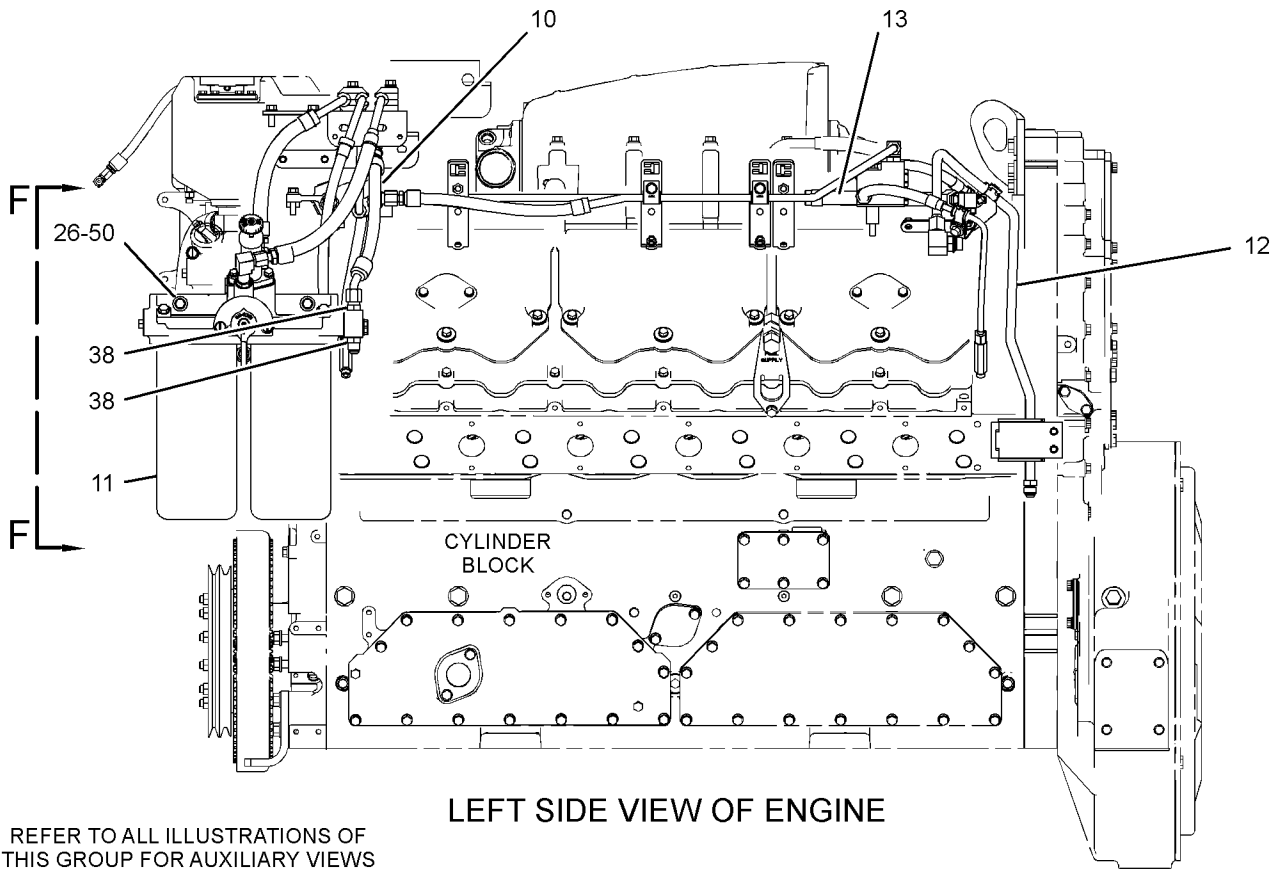
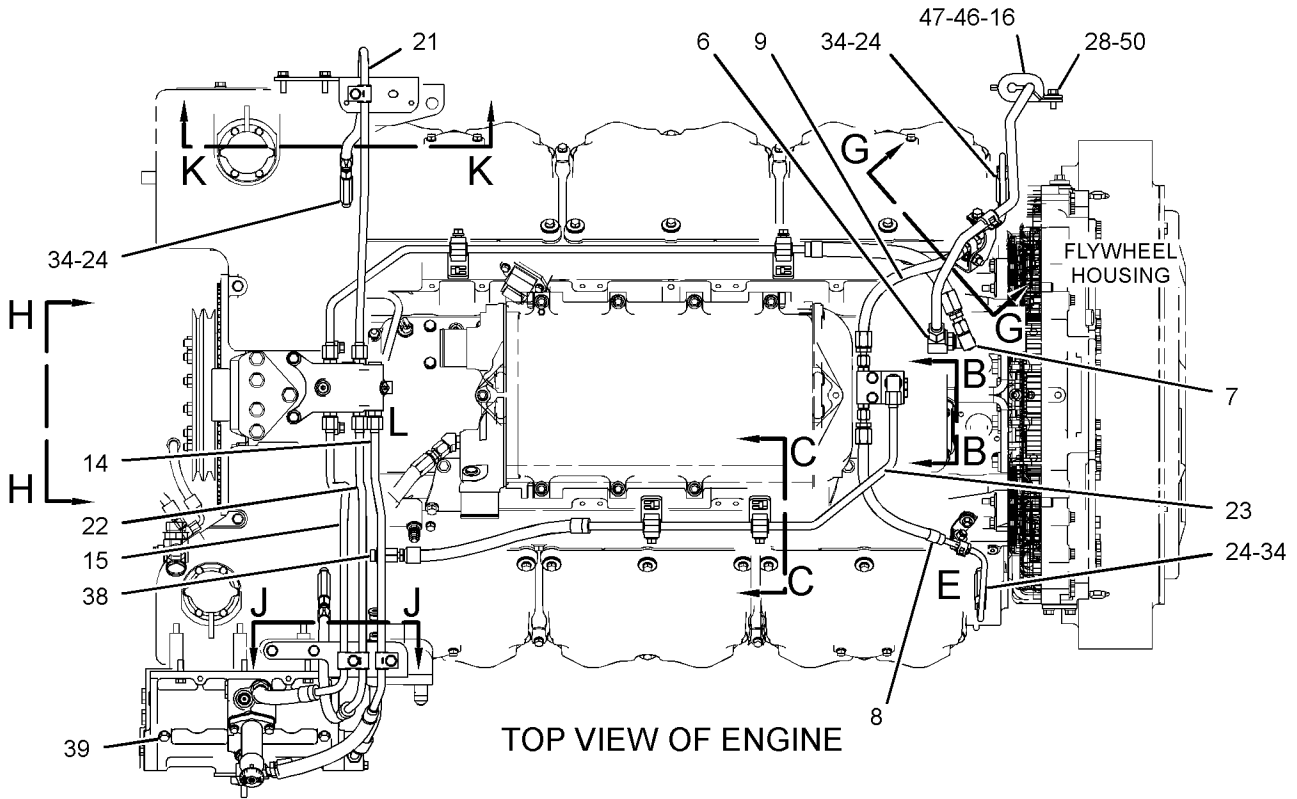
NOTE	REF NO	GRAPHIC REF	PART NUMBER	QTY	PART NAME						SEE PAGE
					1	2	3	4	5	6 (PRODUCT LEVEL)	
		1,2	238-5080	1	SEAL-O-RING						
39		1	309-5130	2	PLUG AS						
					(EACH INCLUDES)						
		1	9S-4182	1	PLUG-O-RING						
		1	214-7566	1	SEAL-O-RING						
40		2	313-9614	2	ADAPTER AS						
					(EACH INCLUDES)						
		2	2R-6806	1	CONNECTOR-O-RING						
		2	214-7568	1	SEAL-O-RING						
41		2	325-6994	2	CLIP (SLOT)						
42		2	325-6995	2	CLIP (TAB)						
43		2	332-8555	2	CONNECTOR AS						
					(EACH INCLUDES)						
		2	8M-0506	1	ADAPTER-O-RING						
		2	214-7568	1	SEAL-O-RING						
44		2	353-7956	2	GROMMET						
45		2	3E-4353	4	WASHER-HARD (11X25X3-MM THK)						
46		1	3G-8054	1	CLIP (TAB)						
47		1	3G-8057	1	CLIP (SLOT)						
48		2	3P-2001	1	ELBOW						
49		2	5K-8652	1	BRACKET						
50		1,2	5M-2894	29	WASHER-HARD (10.2X18.5X2.5-MM THK)						
51		2	5S-0003	4	NUT (5/16-18-THD)						
53		2	6K-3607	1	CONNECTOR						
55		2	8T-1887	1	CLIP (SLOT)						
56		2	8T-1888	1	CLIP (TAB)						
57		2	9G-7101	2	SPACER (10.5X20X30-MM THK)						
58		2	9M-1974	4	WASHER-HARD (8.8X16X2-MM THK)						
59		2	9S-8752	9	NUT-FULL (3/8-16-THD)						

C - CHANGE FROM PREVIOUS TYPE
Y - SEPARATE ILLUSTRATION

FUEL SYSTEM

361-0061 LINES GP-FUEL (contd.)

i05161253



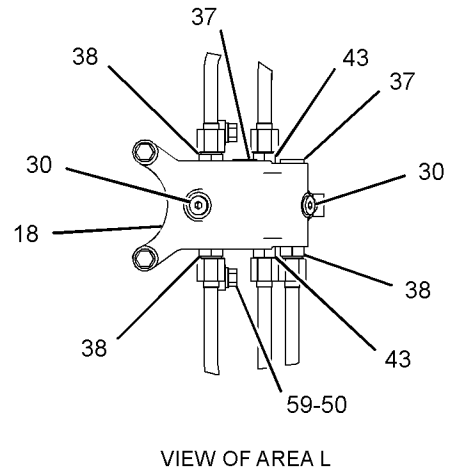
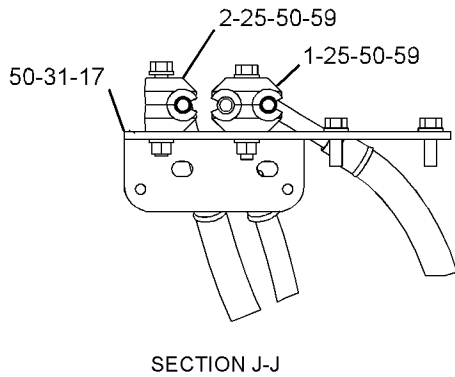
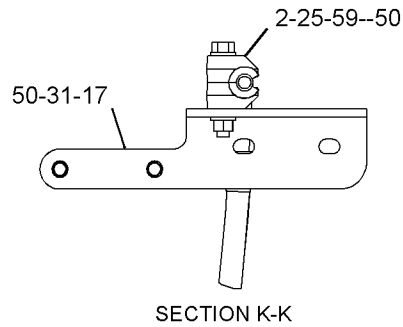
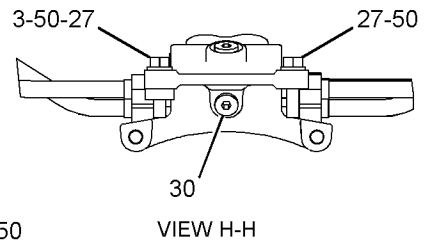
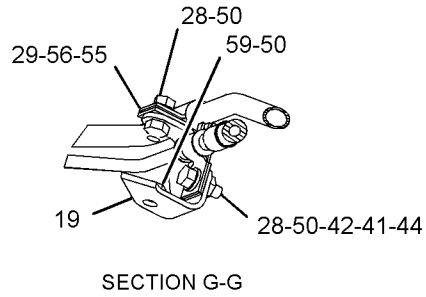
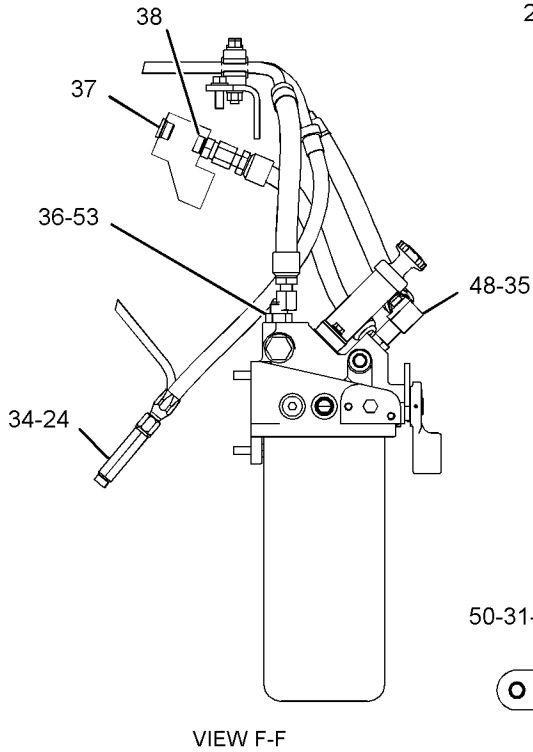
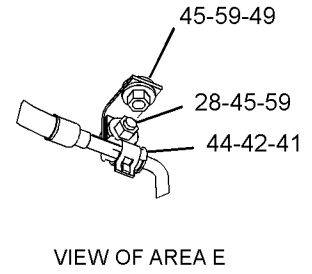
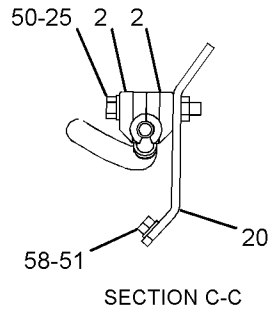
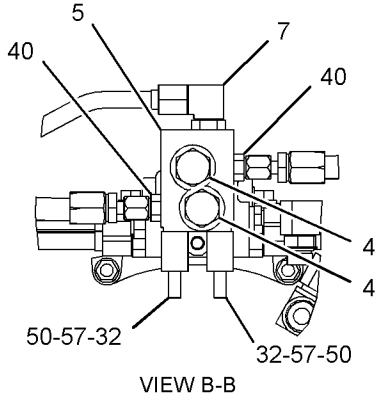
REFER TO ALL ILLUSTRATIONS OF THIS GROUP FOR AUXILIARY VIEWS
GRAPHIC #1

g03346078

FUEL SYSTEM

361-0061 LINES GP-FUEL (contd.)

i05161253



GRAPHIC #2

<END>

g03346079

FUEL SYSTEM

235-1401 PUMP GP-FUEL INJECTION

SMCS-1251, 1290

i05242697

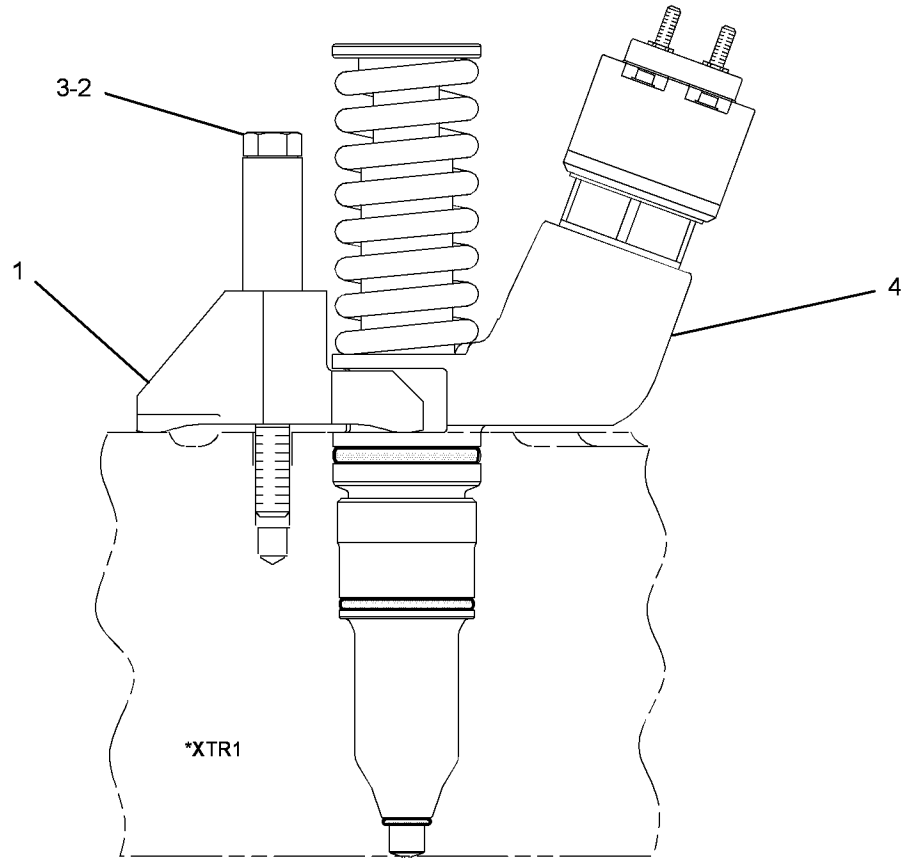
NOTE	REF NO	GRAPHIC REF	PART NUMBER	QTY	PART NAME						SEE PAGE
					1	2	3	4	5	6 (PRODUCT LEVEL)	
	1	1	6I-0213	1	CLAMP						
	2	1	8S-9191	1	BOLT (3/8-16X4-IN)						
	3	1	100-5072	1	SPACER (9.8X15.85X37.6-MM THK)						
CY	4	1	374-0750	1	INJECTOR GP-FUEL						221

C - CHANGE FROM PREVIOUS TYPE
Y - SEPARATE ILLUSTRATION

FUEL SYSTEM

235-1401 PUMP GP-FUEL INJECTION (contd.)

i05242697



GRAPHIC #1

<END>

g03343920

FUEL SYSTEM

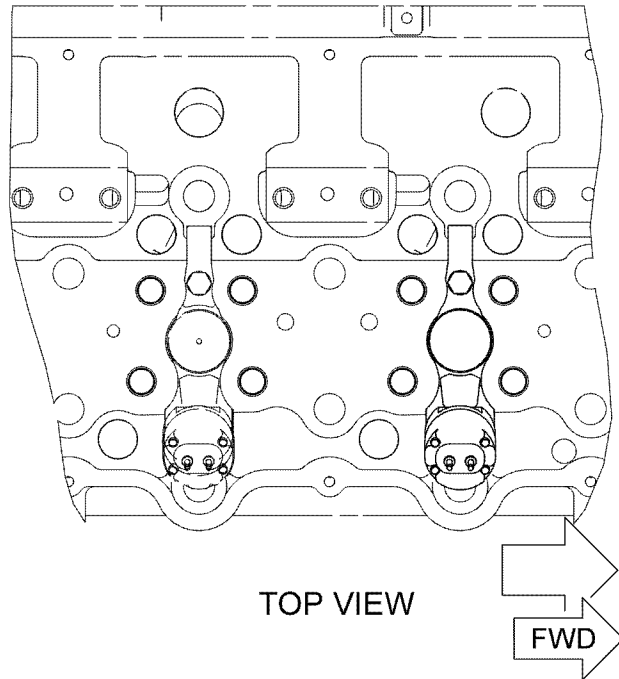
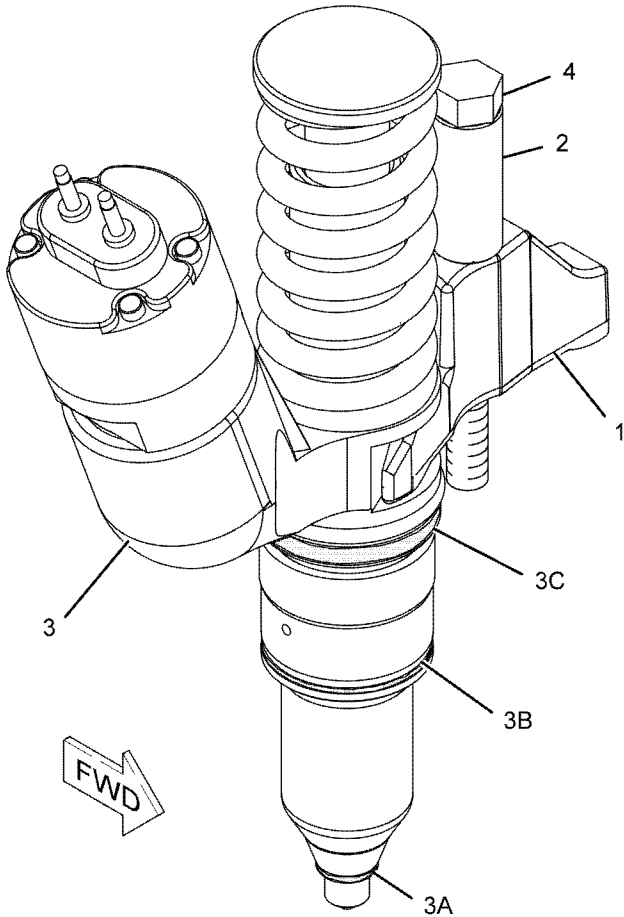
261-0048 PUMP GP-FUEL INJECTION

SMCS-1251, 1290

i02503337

NOTE	REF NO	GRAPHIC REF	PART NUMBER	QTY	PART NAME						SEE PAGE
					1	2	3	4	5	6 (PRODUCT LEVEL)	
	1	1	6I-0213	1	CLAMP						
	2	1	100-5072	1	SPACER (9.8X15.85X37.6-MM THK)						
C	3	1	276-8307	1	INJECTOR GP-FUEL						
	3A	1	9X-7317	1	SEAL-O-RING						
	3B	1	230-3728	1	SEAL-O-RING						
	3C	1	230-3775	1	SEAL-O-RING						
	4	1	8S-9191	1	BOLT (3/8-16X4-IN)						

C - CHANGE FROM PREVIOUS TYPE



GRAPHIC #1

<END>

g01033421

FUEL SYSTEM

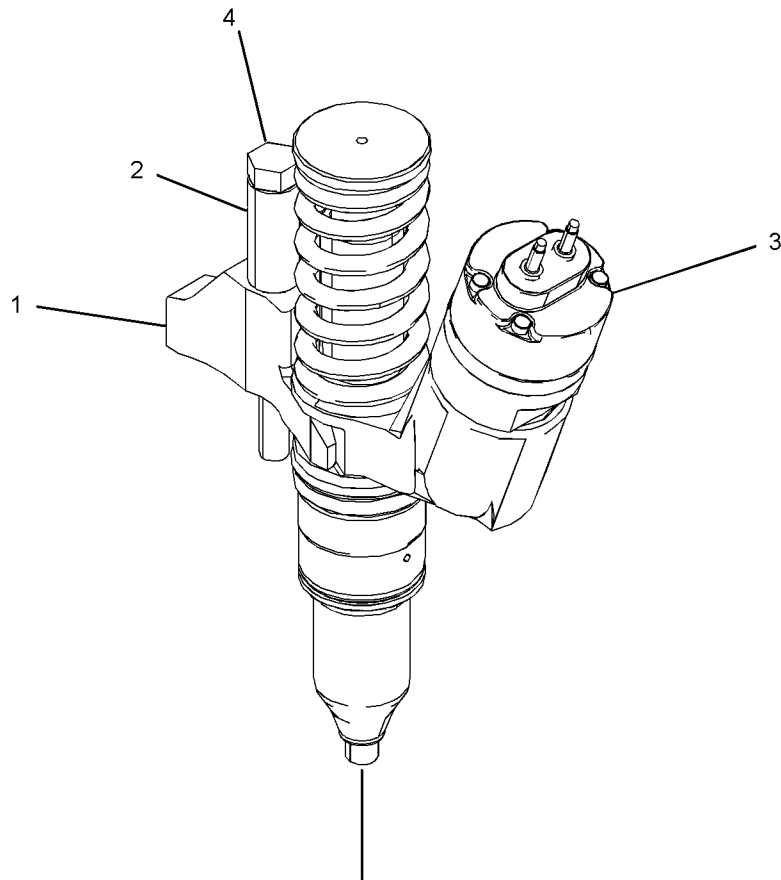
362-1292 PUMP GP-FUEL INJECTION

SMCS-1251, 1290

i04959910

NOTE	REF NO	GRAPHIC REF	PART NUMBER	QTY	PART NAME						SEE PAGE
					1	2	3	4	5	6 (PRODUCT LEVEL)	
	1	1	6I-0213	1	CLAMP						
	2	1	100-5072	1	SPACER (9.8X15.85X37.6-MM THK)						
Y	3	1	356-1373	1	INJECTOR GP-FUEL						220
	4	1	8S-9191	1	BOLT (3/8-16X4-IN)						

Y - SEPARATE ILLUSTRATION



TO CYLINDER HEAD

<END>

GRAPHIC #1

g03159836

FUEL SYSTEM

331-3635 PUMP GP-FUEL TRANSFER

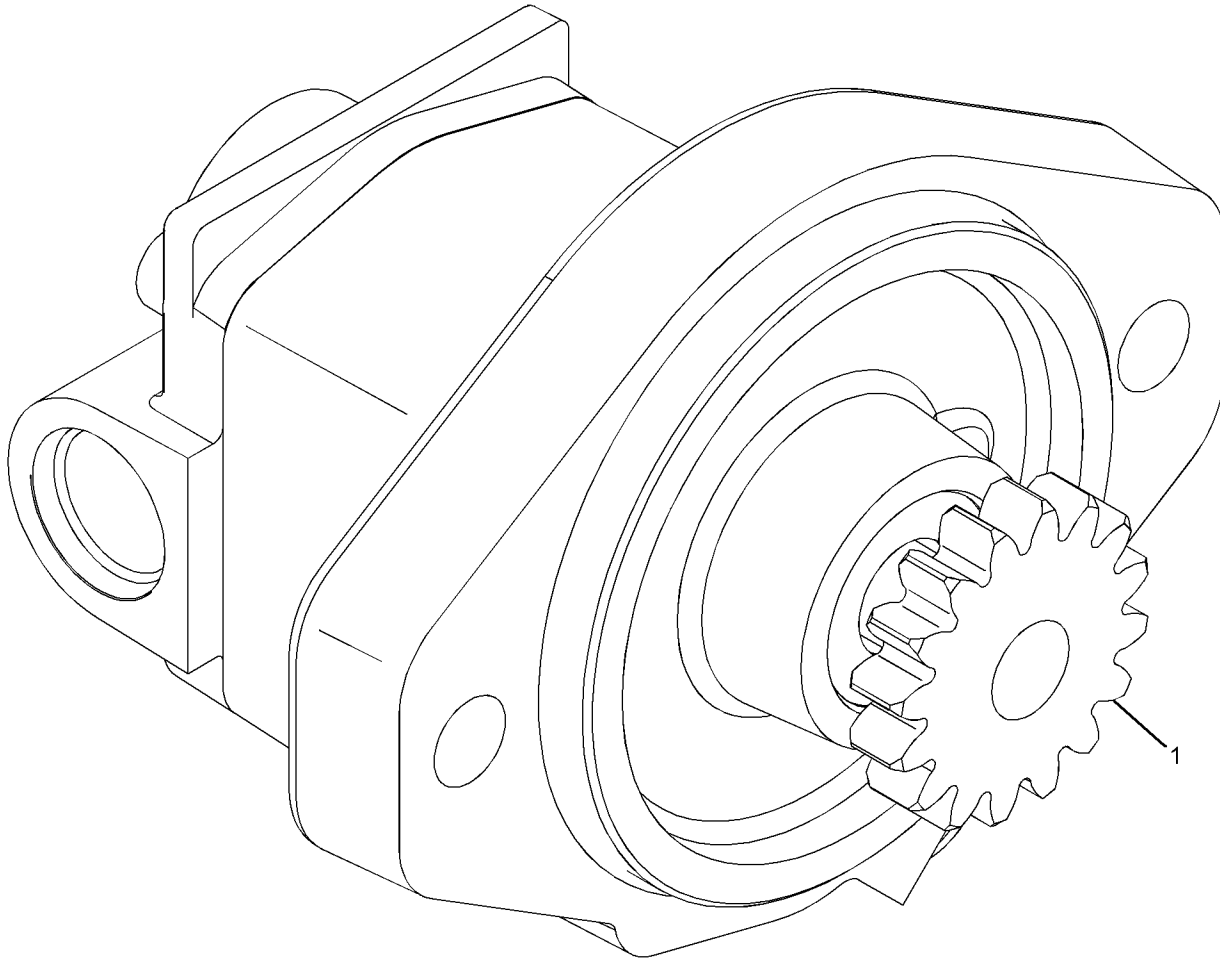
PART OF 331-7465 PUMP GP-FUEL TRANSFER

SMCS-1256

i04049669

NOTE	REF NO	GRAPHIC REF	PART NUMBER	QTY	PART NAME						SEE PAGE
					1	2	3	4	5	6	
F		1	339-4983	1	KIT-SPRING						
(INCLUDES PLUG, SEAL-O-RING, AND SPRING)											

F - NOT SHOWN



GRAPHIC #1

<END>

g01258987

FUEL SYSTEM

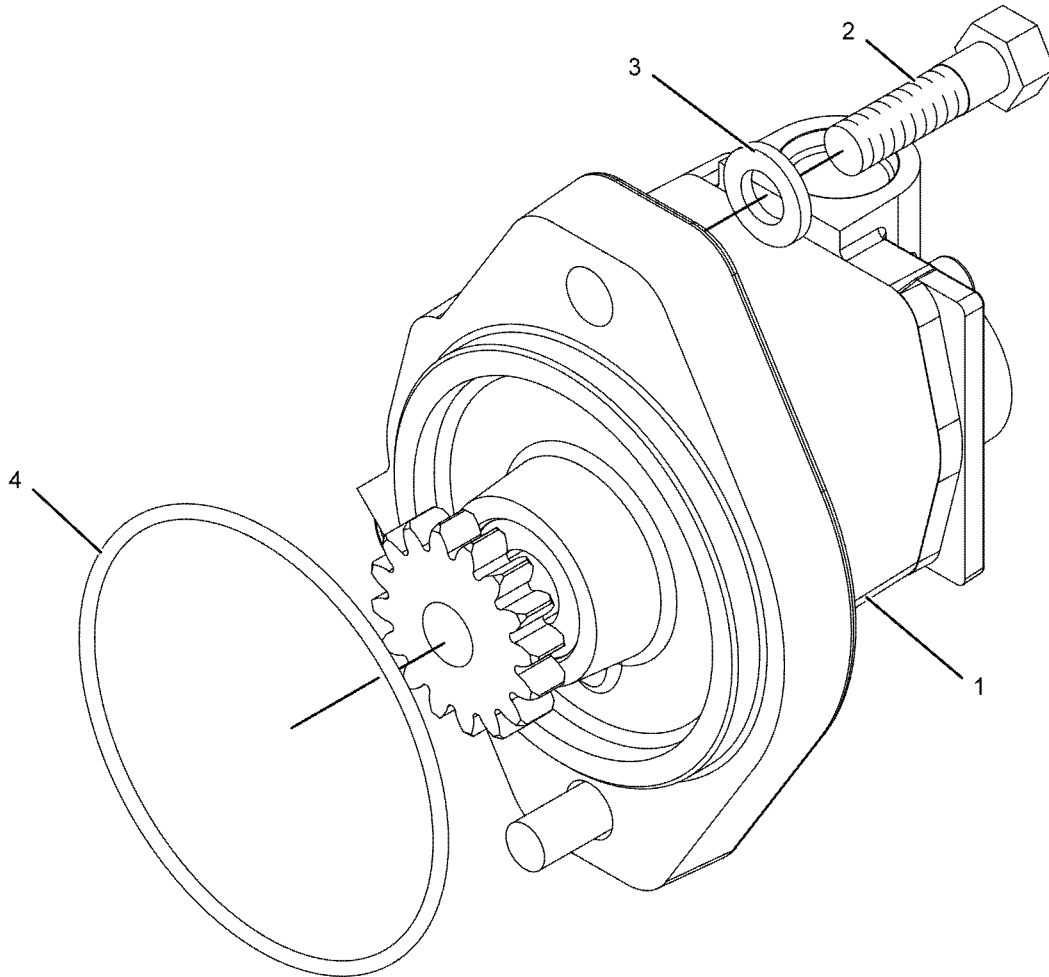
331-7465 PUMP GP-FUEL TRANSFER

SMCS-1256

i03869983

NOTE	REF NO	GRAPHIC REF	PART NUMBER	QTY	PART NAME						SEE PAGE
					1	2	3	4	5	6	
Y	1	1	331-3635	1	PUMP GP-FUEL TRANSFER						234
	2	1	3B-1915	2	BOLT (3/8-16X1.375-IN)						
	3	1	5M-2894	2	WASHER-HARD (10.2X18.5X2.5-MM THK)						
	4	1	8C-3089	1	SEAL-O-RING						

Y - SEPARATE ILLUSTRATION



GRAPHIC #1

<END>

g01051199

FUEL SYSTEM

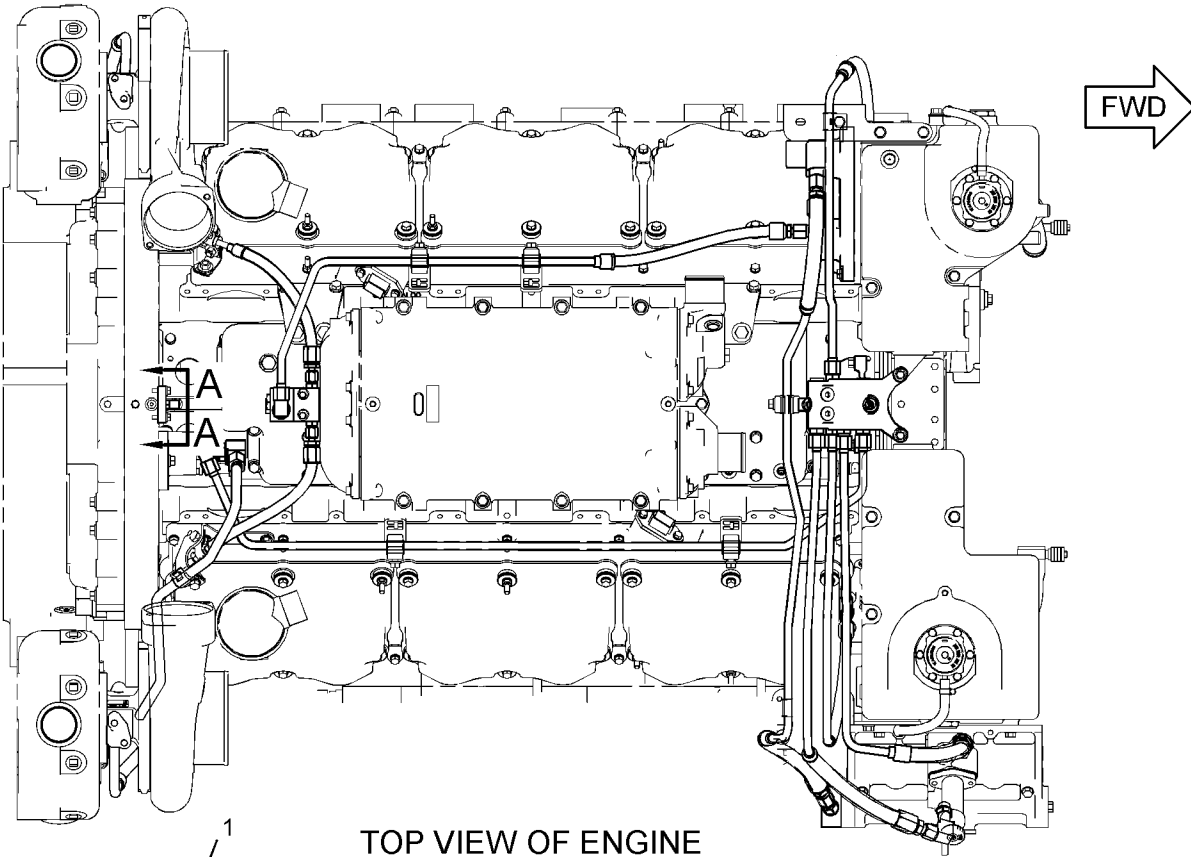
422-4285 SHIELD GP-FUEL LINES AN ATTACHMENT

SMCS-1067, 1252

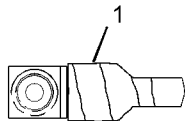
i05164163

NOTE	REF NO	GRAPHIC REF	PART NUMBER	QTY	PART NAME						SEE PAGE
					1	2	3	4	5	6 (PRODUCT LEVEL)	
B	1	1	237-3860		TAPE (ANTI-SPLASH, 50-MM WIDE)						

B - USE AS REQUIRED



TOP VIEW OF ENGINE



VIEW A-A

GRAPHIC #1

<END>

g03346543

FUEL SYSTEM

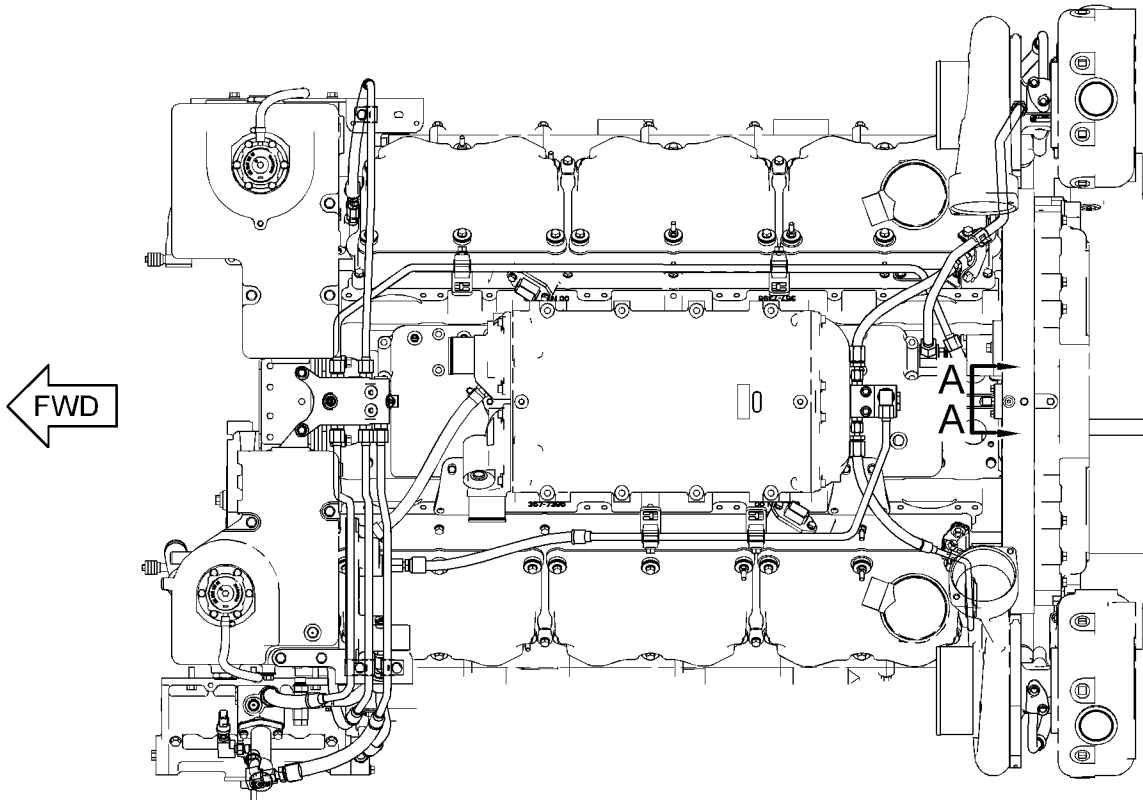
422-4286 SHIELD GP-FUEL LINES AN ATTACHMENT

SMCS-1067, 1252

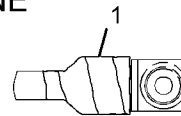
i05164169

NOTE	REF NO	GRAPHIC REF	PART NUMBER	QTY	PART NAME						SEE PAGE
					1	2	3	4	5	6 (PRODUCT LEVEL)	
B	1	1	237-3860		TAPE (ANTI-SPLASH, 50-MM WIDE)						

B - USE AS REQUIRED



TOP VIEW OF ENGINE



VIEW A-A

GRAPHIC #1

<END>

g03346602

FUEL SYSTEM

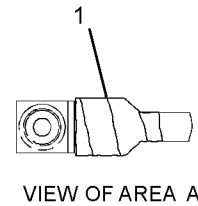
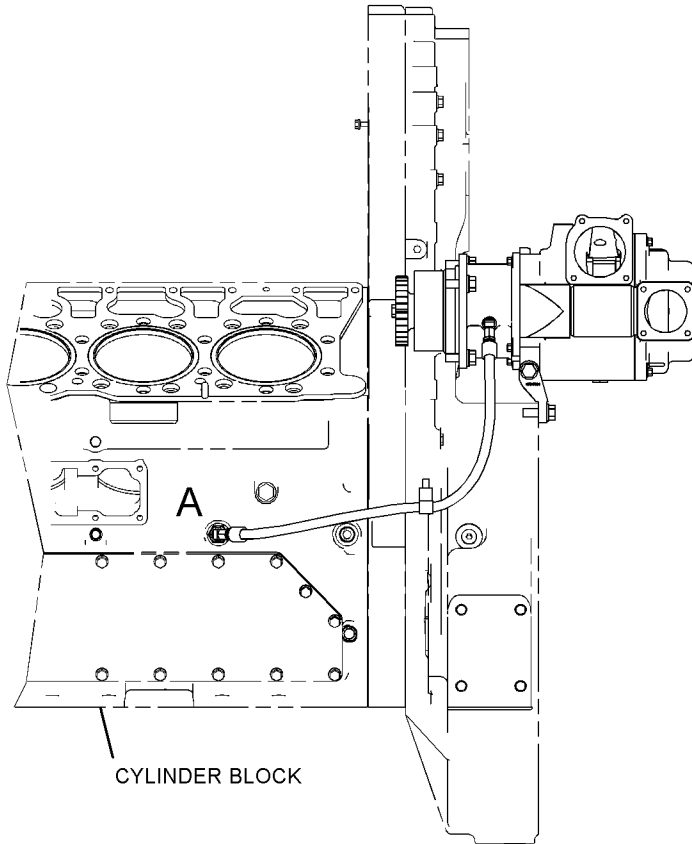
422-4287 SHIELD GP-FUEL LINES AN ATTACHMENT

SMCS-1067, 1252

i05164190

NOTE	REF NO	GRAPHIC REF	PART NUMBER	QTY	PART NAME						SEE PAGE
					1	2	3	4	5	6 (PRODUCT LEVEL)	
B	1	1	237-3860		TAPE (ANTI-SPLASH, 50-MM WIDE)						

B - USE AS REQUIRED



LEFT SIDE VIEW OF ENGINE

GRAPHIC #1

<END>

g03344091

FUEL SYSTEM

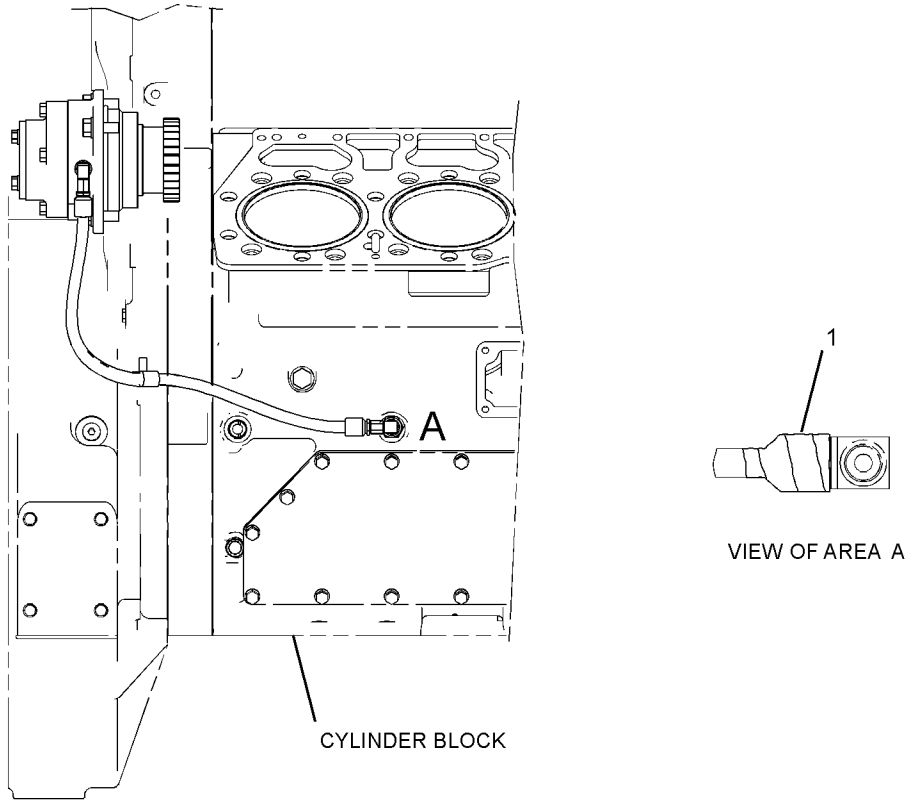
422-4288 SHIELD GP-FUEL LINES AN ATTACHMENT

SMCS-1067, 1252

i05164205

NOTE	REF NO	GRAPHIC REF	PART NUMBER	QTY	PART NAME						SEE PAGE
					1	2	3	4	5	6 (PRODUCT LEVEL)	
B	1	1	237-3860		TAPE (ANTI-SPLASH, 50-MM WIDE)						

B - USE AS REQUIRED



GRAPHIC #1

<END>

g03345865

FUEL SYSTEM

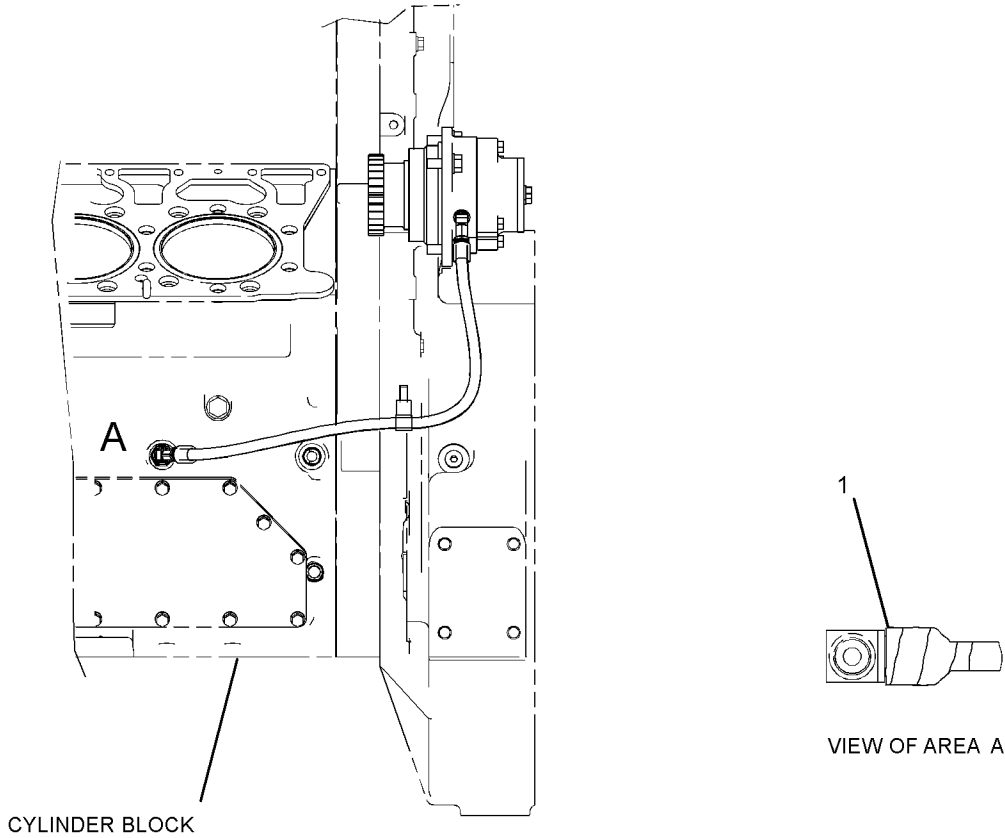
422-4289 SHIELD GP-FUEL LINES AN ATTACHMENT

SMCS-1067, 1252

i05164206

NOTE	REF NO	GRAPHIC REF	PART NUMBER	QTY	PART NAME						SEE PAGE
					1	2	3	4	5	6 (PRODUCT LEVEL)	
B	1	1	237-3860		TAPE (ANTI-SPLASH, 50-MM WIDE)						

B - USE AS REQUIRED



GRAPHIC #1

<END>

g03345924

FUEL SYSTEM

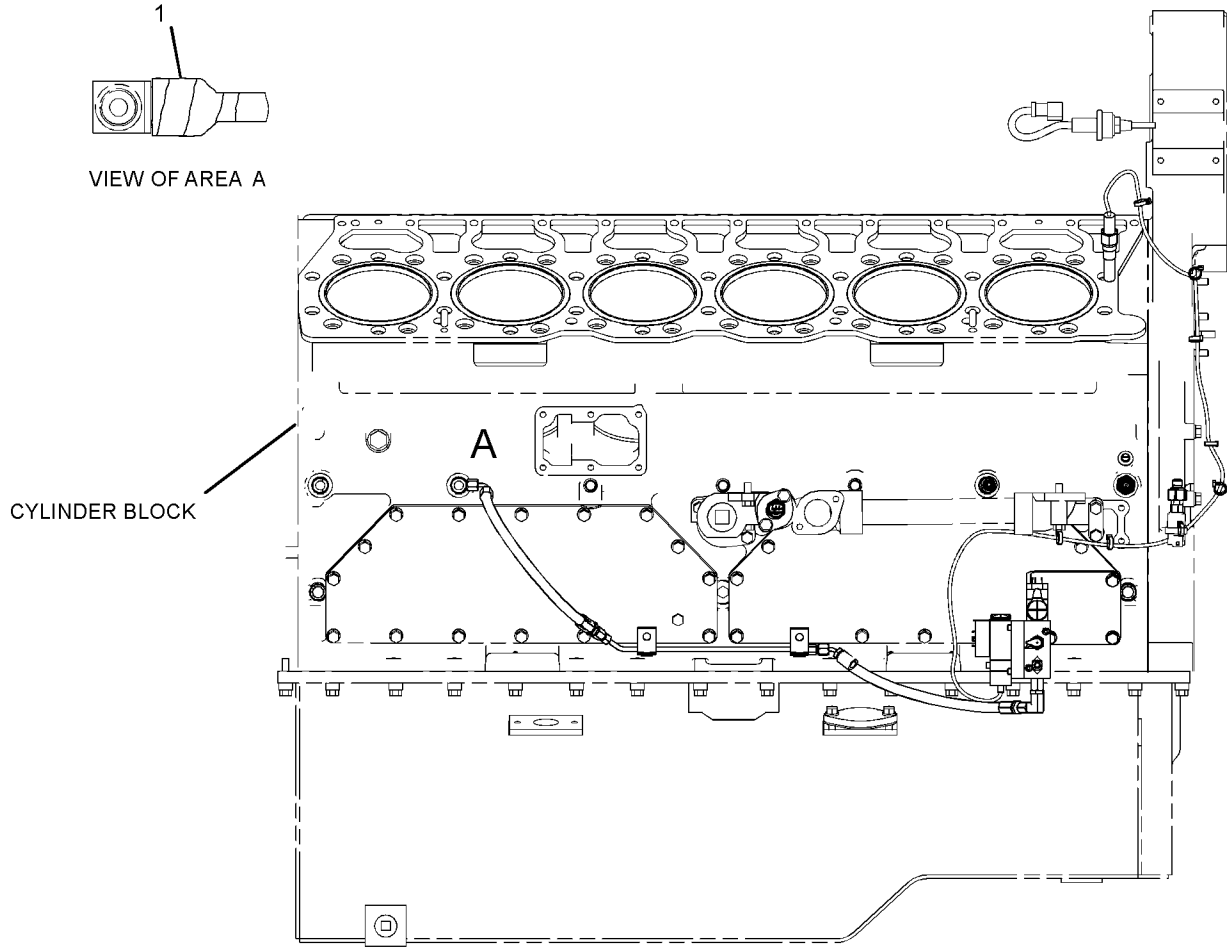
422-4432 SHIELD GP-FUEL LINES AN ATTACHMENT

SMCS-1067, 1252

i05162070

NOTE	REF NO	GRAPHIC REF	PART NUMBER	QTY	PART NAME						SEE PAGE
					1	2	3	4	5	6 (PRODUCT LEVEL)	
B	1	1	237-3860		TAPE (ANTI-SPLASH, 50-MM WIDE)						

B - USE AS REQUIRED



GRAPHIC #1

<END>

g03346019

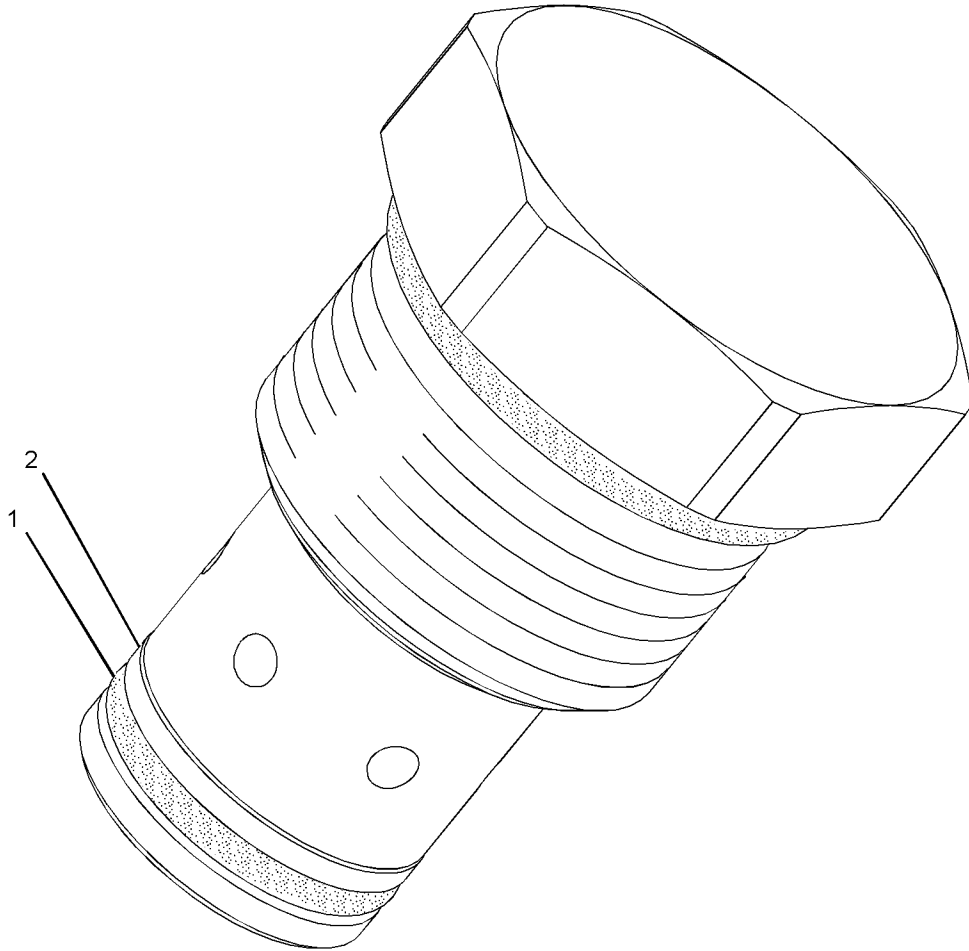
FUEL SYSTEM

327-0376 VALVE GP-CHECK-FUEL PART OF 327-4448 VALVE GP-CHECK AN ATTACHMENT

SMCS-1262

i03597860

NOTE	REF NO	GRAPHIC REF	PART NUMBER	QTY	PART NAME						SEE PAGE
					1	2	3	4	5	6 (PRODUCT LEVEL)	
	1	1	033-6033	1	SEAL-O-RING						
	2	1	6V-6923	1	RING-BACKUP						



GRAPHIC #1

<END>

g01294010

FUEL SYSTEM

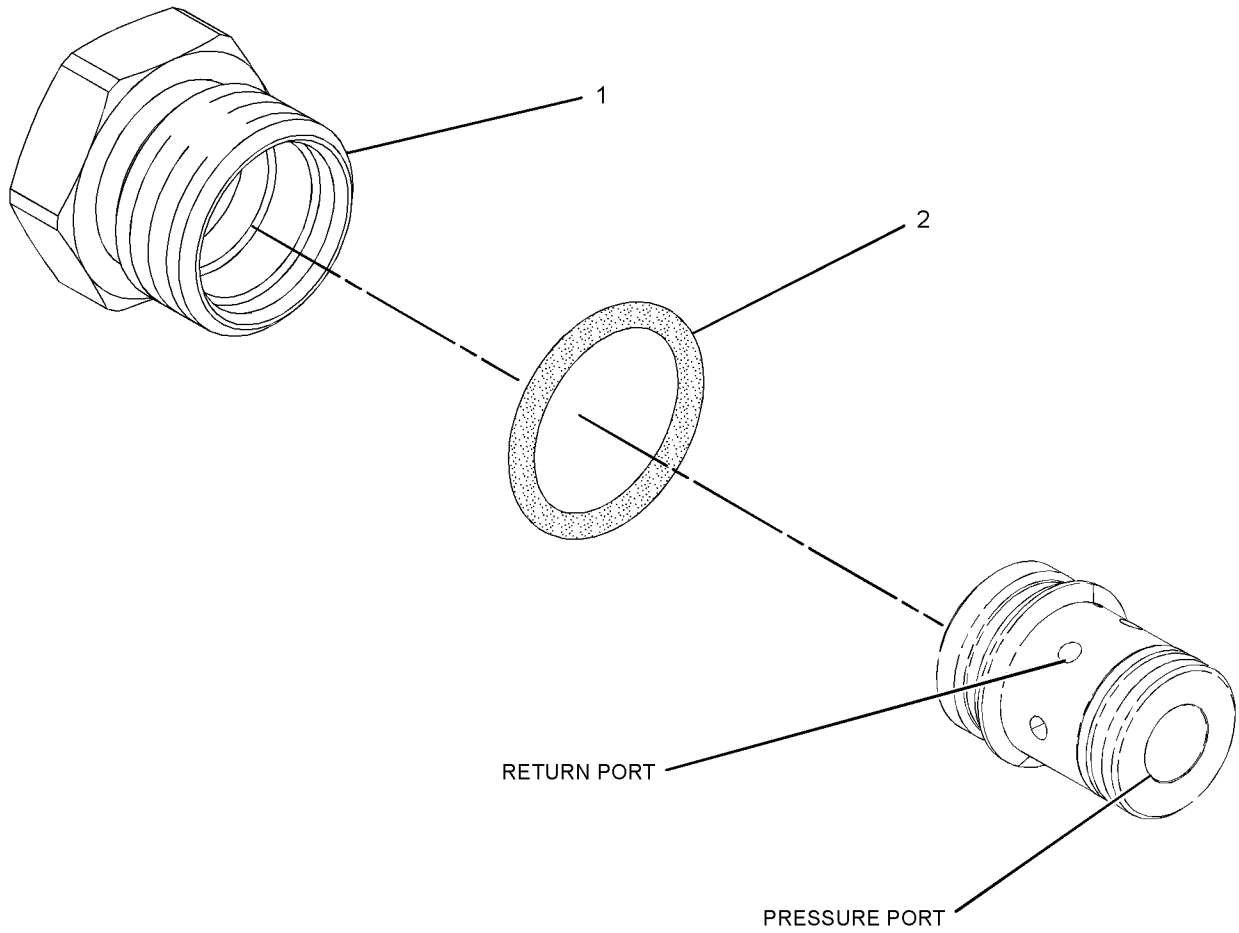
327-4448 VALVE GP-CHECK FUEL PRESSURE REGULATING PART OF 361-0060, 361-0061 LINES GP-FUEL AN ATTACHMENT

SMCS-1262

i04484869

NOTE	REF NO	GRAPHIC REF	PART NUMBER	QTY	PART NAME						SEE PAGE
					1	2	3	4	5	6 (PRODUCT LEVEL)	
Y	1	1	327-0376	1	VALVE GP-CHECK (FUEL)						242
	2	1	033-6027	1	SEAL-O-RING						

Y - SEPARATE ILLUSTRATION



GRAPHIC #1

<END>

g01295058

FUEL SYSTEM

139-6873 VALVE GP-FUEL BYPASS-FILTER

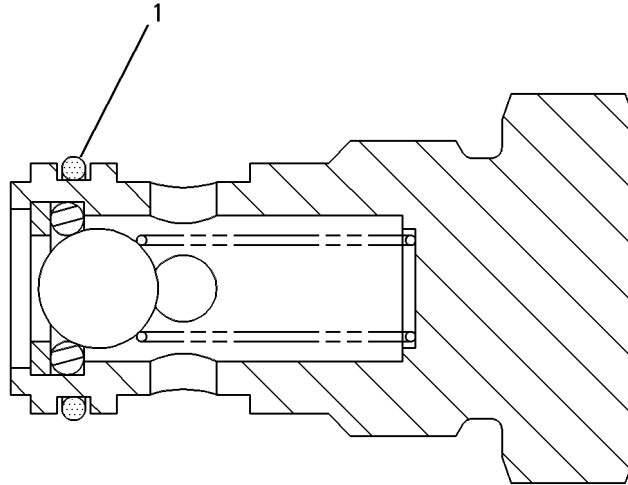
PART OF 363-3495, 421-1596 BASE GP-FUEL FILTER

AN ATTACHMENT

SMCS-1256

i01986135

NOTE	REF NO	GRAPHIC REF	PART NUMBER	QTY	PART NAME						SEE PAGE
					1	2	3	4	5	6	
	1	1	9X-7737	1	SEAL-O-RING						



GRAPHIC #1

<END>

g00266124

ELECTRICAL AND STARTING SYSTEM

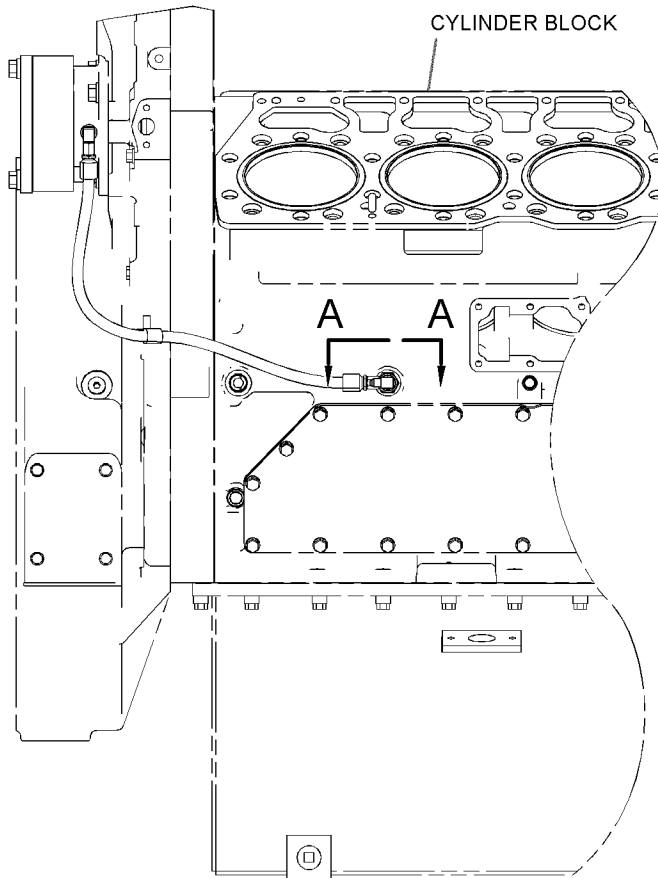
419-5741 ADAPTER GP-SENSOR

FOR USE WITH RH DRIVE GP-PUMP OR MARINE ALARM AND PROTECTION SYSTEM
AN ATTACHMENT

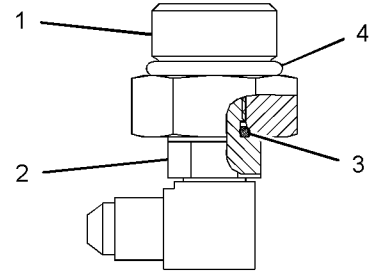
SMCS-1900

i05016766

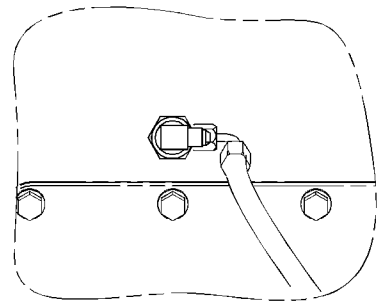
NOTE	REF NO	GRAPHIC REF	PART NUMBER	QTY	PART NAME						SEE PAGE
					1	2	3	4	5	6 (PRODUCT LEVEL)	
	1	1	8K-4739	1	ADAPTER						
	2	1	171-6469	1	ELBOW						
	3	1	214-7566	1	SEAL-O-RING						
	4	1	238-5081	1	SEAL-O-RING						



RIGHT SIDE VIEW OF ENGINE



RIGHT SIDE VIEW OF ENGINE
(ALARM AND PROTECTION SYSTEM)



GRAPHIC #1

<END>

g03197816

ELECTRICAL AND STARTING SYSTEM

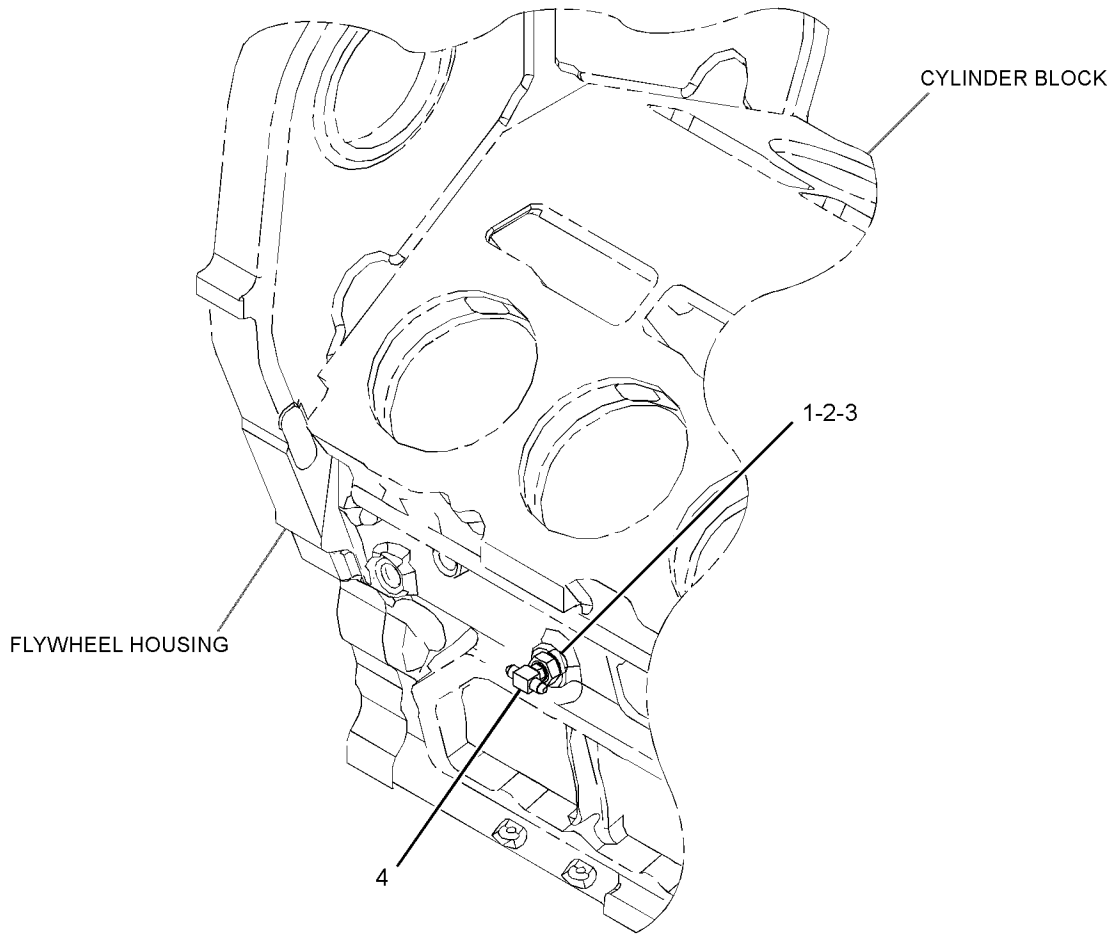
419-5742 ADAPTER GP-SENSOR

FOR USE WITH RH DRIVE GP-PUMP AND MARINE ALARM AND PROTECTION SYSTEM
AN ATTACHMENT

SMCS-1900

i05016771

NOTE	REF NO	GRAPHIC REF	PART NUMBER	QTY	PART NAME						SEE PAGE
					1	2	3	4	5	6	
	1	1	8K-4739	1	ADAPTER						
	2	1	214-7566	1	SEAL-O-RING						
	3	1	238-5081	1	SEAL-O-RING						
	4	1	4S-4857	1	TEE						



GRAPHIC #1

<END>

g03198016

ELECTRICAL AND STARTING SYSTEM

362-3375 ALTERNATOR GP-CHARGING

BASIC. 24-VOLT, 105-AMPERE
PART OF 367-3902 ALTERNATOR GP-CHARGING
AN ATTACHMENT

SMCS-1405

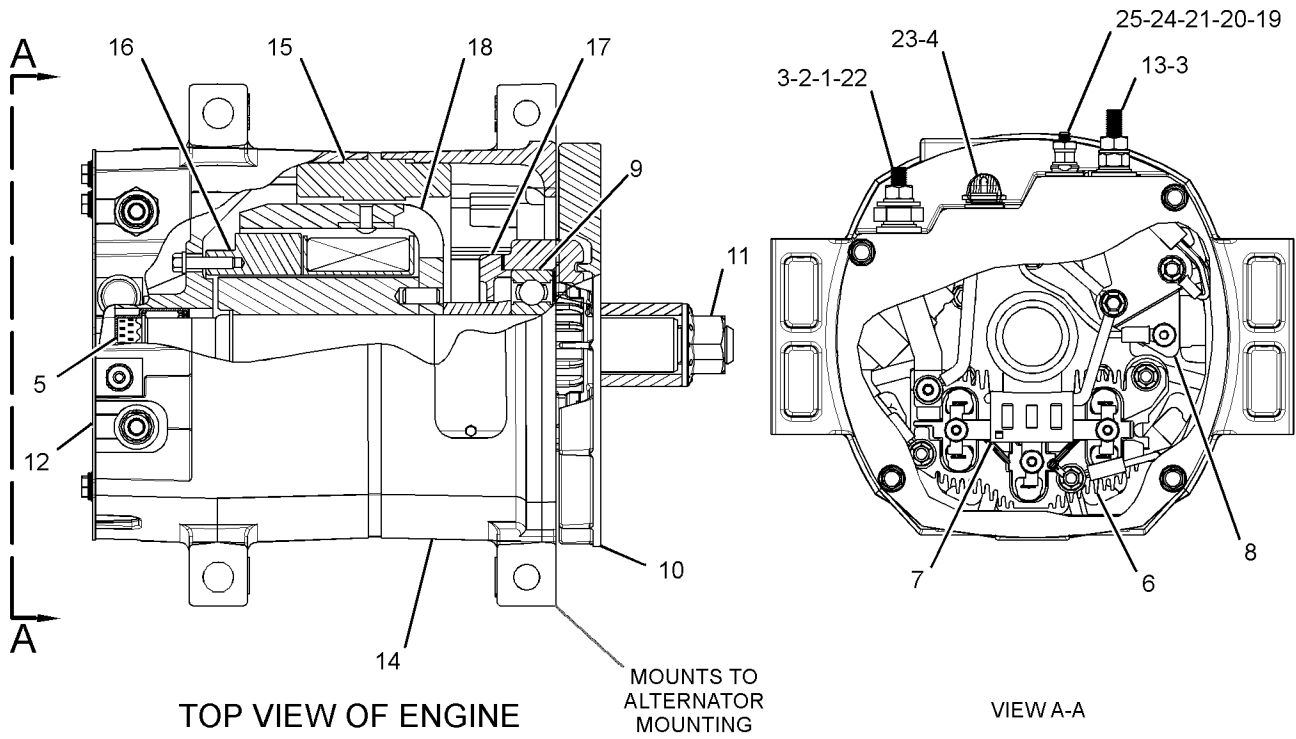
i04967339

NOTE	REF NO	GRAPHIC REF	PART NUMBER	QTY	PART NAME						SEE PAGE
					1	2	3	4	5	6	
1		1	8T-4205	1	WASHER-HARD (7.2X14.5X2-MM THK)						
2		1	1H-3244	1	LOCKWASHER						
3		1	6V-8187	2	NUT (1/4-28-THD)						
4		1	9L-6770	1	CAP-DUST						
5		1	231-6133	1	KIT-BEARING (INCLUDES BEARING AS & BEARING INNER RACE)						
6		1	308-1362	1	RECTIFIER AS						
7		1	202-2708	1	DIODE AS						
8		1	3T-6354	1	REGULATOR AS-VOLTAGE (24-VOLT)						
9		1	202-9897	1	BEARING-SPECIAL BALL						
10		1	100-6531	1	FAN-ALTERNATOR (11-BLADE)						
11		1	187-2034	1	NUT-FLANGE (5/8-18-THD)						
12		1	202-2783	1	PLATE						
13		1	292-3815	1	KIT-TERMINAL						
14		1	202-2700	1	FRAME						
15		1	308-1365	1	STATOR AS						
16		1	308-1366	1	COIL AS						
17		1	9S-2390	1	RETAINER						
18		1	299-1761	1	ROTOR AS						
19		1	4B-2047	1	NUT (10-24-THD)						
20		1	8T-0328	1	WASHER-HARD (5.5X10X1-MM THK)						
21		1	8F-1434	1	LOCKWASHER						
22		1	202-2784	1	KIT-ALTERNATOR TERMINAL (INCLUDES NUT, LOCKWASHERS, WASHERS, INSULATORS, SCREW, CONNECTORS & ADAPTER)						
23		1	202-2785	1	KIT-ALTERNATOR TERMINAL (INCLUDES STUD, BUSHING, WASHERS, CONNECTOR & NUT AS)						
24		1	202-2787	1	KIT-HARDWARE (INCLUDES NUT, PLUG, SCREWS, NUT AS, LOCKWASHER, CONNECTOR, SCREW AS, COLLAR, BOLTS & BOOT)						
25		1	328-8410	1	KIT-TERMINAL						

ELECTRICAL AND STARTING SYSTEM

362-3375 ALTERNATOR GP-CHARGING (contd.)

i04967339



GRAPHIC #1

<END>

g03292356

ELECTRICAL AND STARTING SYSTEM

367-3902 ALTERNATOR GP-CHARGING

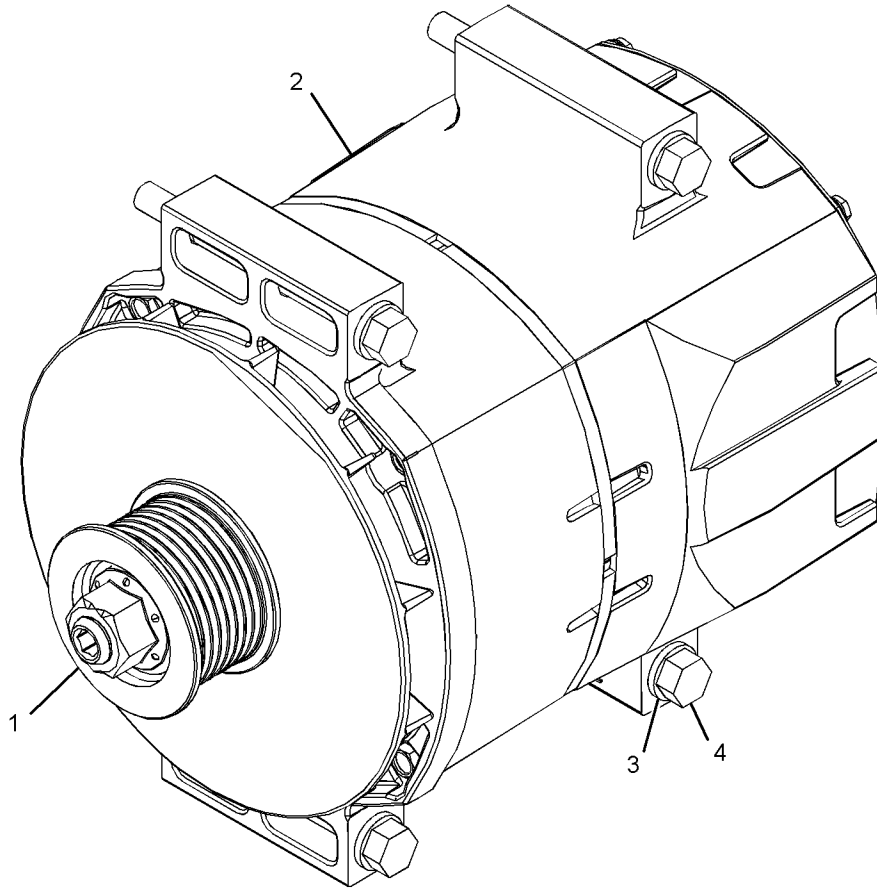
PROVIDES A PAD MOUNTED, 24-VOLT, 105-AMPERE
AN ATTACHMENT

SMCS-1405

i04965351

NOTE	REF NO	GRAPHIC REF	PART NUMBER	QTY	PART NAME						SEE PAGE
					1	2	3	4	5	6	
	1	1	123-0790	1	PULLEY (8-GROOVE)						
Y	2	1	362-3375	1	ALTERNATOR GP-CHARGING						247
	3	1	8T-4896	4	WASHER-HARD (10.2X18.5X2.5-MM THK)						
	4	1	8T-9378	4	BOLT (3/8-16X4-IN)						

Y - SEPARATE ILLUSTRATION



GRAPHIC #1

<END>

g03215127

ELECTRICAL AND STARTING SYSTEM

391-4402 ANTENNA AS EXTERNAL MARINE REMOTE MONITORING AN ATTACHMENT

SMCS-7338, 733T

i05116231

NOTE	PART NUMBER	QTY	PART NAME 1 2 3 4 5 6 (PRODUCT LEVEL)	SEE PAGE
(NO SERVICED PARTS)				
<END>				

ELECTRICAL AND STARTING SYSTEM

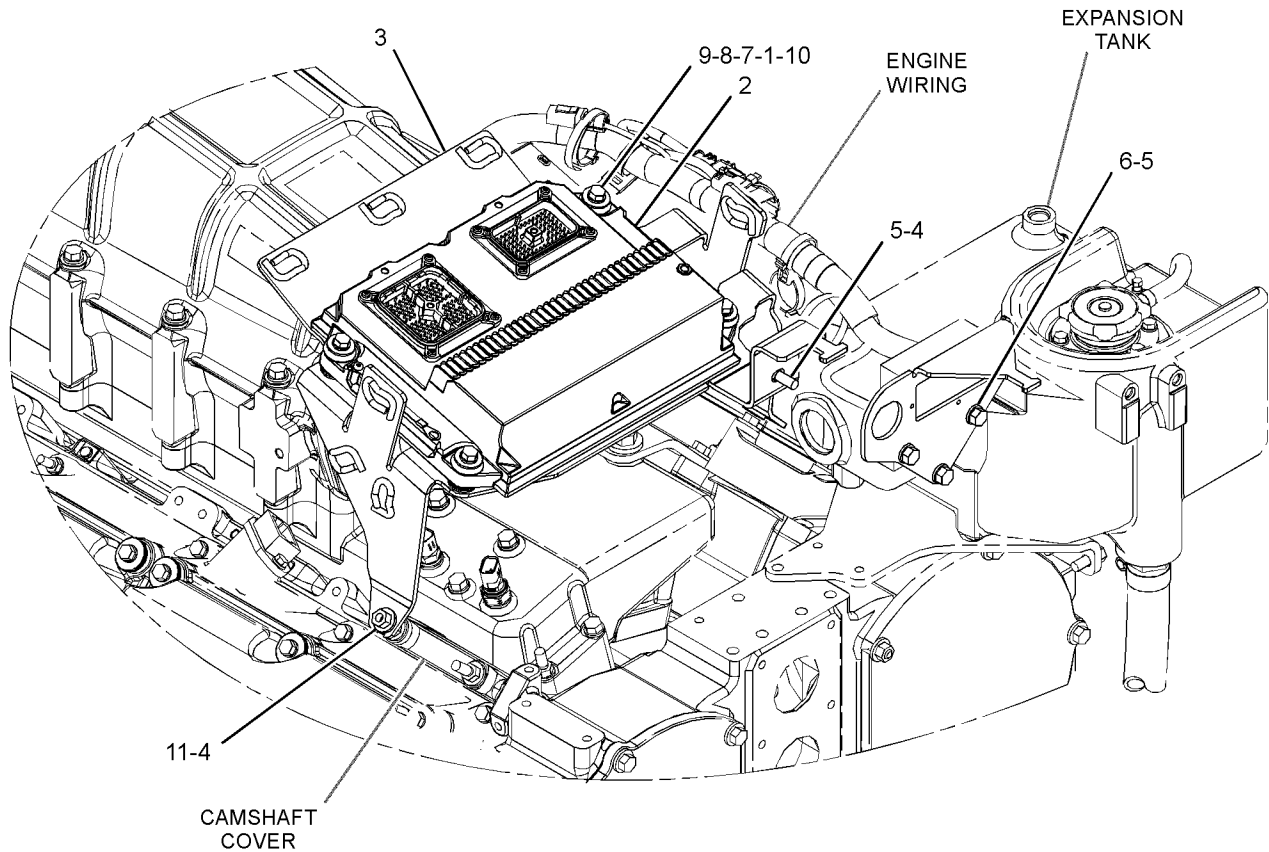
361-7623 CONTROL & MTG GP-ENGINE ELEK

FOR USE WITH C32 TIER III MARINE ENGINES

SMCS-1900, 1901

i04886369

NOTE	REF NO	GRAPHIC REF	PART NUMBER	QTY	PART NAME						SEE PAGE
					1	2	3	4	5	6 (PRODUCT LEVEL)	
	1	1	6I-1418	4	SPACER (8.2X12.7X28.7-MM THK)						
	2	1	372-2900	1	CONTROL GP-ENGINE ELECTRONIC						
	3	1	360-9151	1	BRACKET AS						
		1	4K-9097	4	NUT-WELD (5/16-18-THD)						
		1	7T-1099	9	LINK						
4		1	9X-6458	5	WASHER-HARD (10.2X22.5X3-MM THK)						
5		1	1A-2029	4	BOLT (3/8-16X1.125-IN)						
6		1	5M-2894	3	WASHER-HARD (10.2X18.5X2.5-MM THK)						
7		1	7X-0579	8	WASHER-HARD (8.8X25.5X2-MM THK)						
8		1	8T-4224	4	WASHER-HARD (8.8X16X2-MM THK)						
9		1	8T-8911	4	BOLT (5/16-18X2-IN)						
10		1	8T-9655	8	MOUNT-ISOLATION						
11		1	9S-8752	2	NUT-FULL (3/8-16-THD)						



GRAPHIC #1

<END>

g03291841

ELECTRICAL AND STARTING SYSTEM

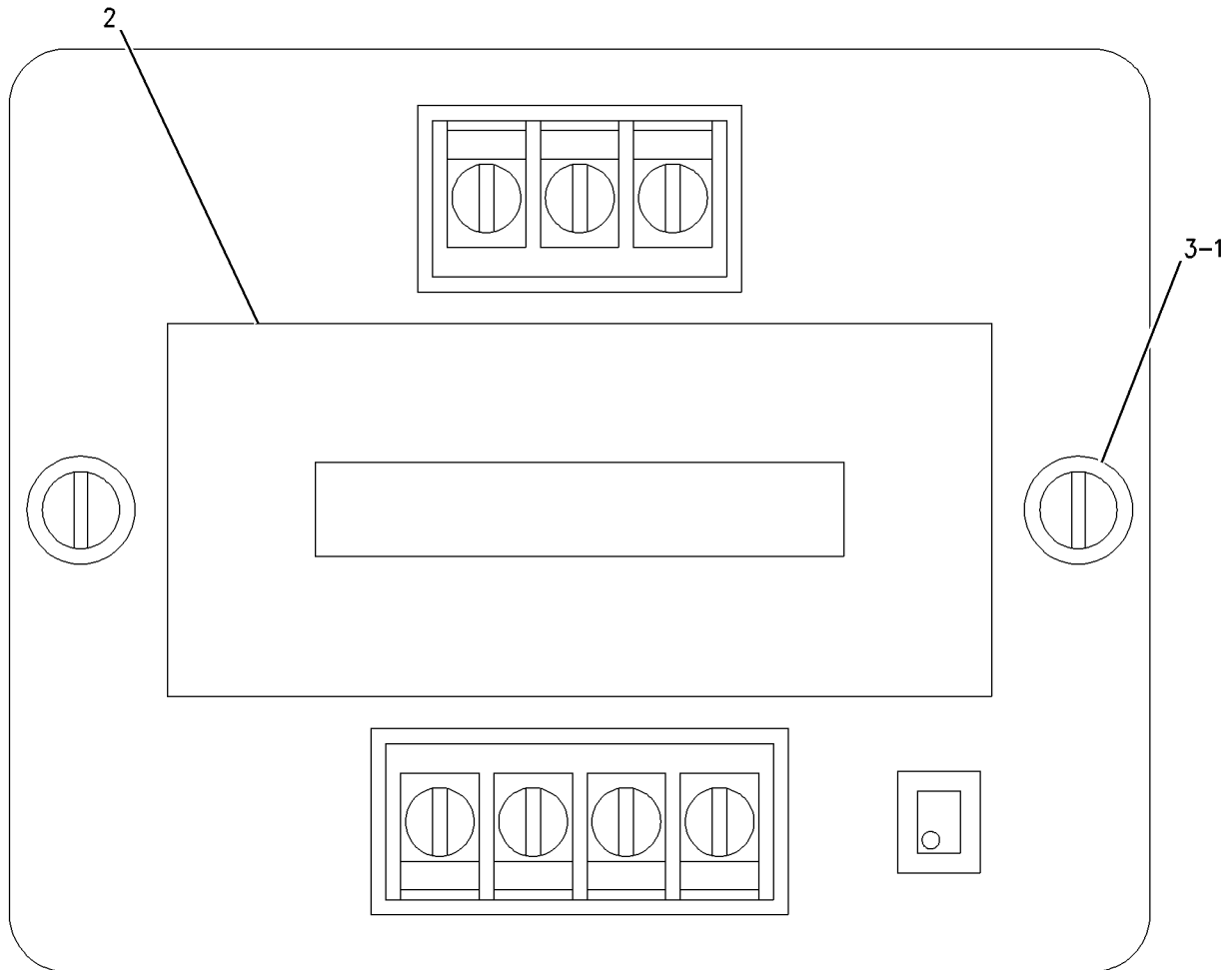
9X-9591 CONVERTER GP-ELECTRICAL

PULSE WIDTH MODULATED
PART OF 330-9696 CONTROL GP-FUEL
AN ATTACHMENT

SMCS-1421

i03686440

NOTE	REF NO	GRAPHIC REF	PART NUMBER	QTY	PART NAME						SEE PAGE
					1	2	3	4	5	6 (PRODUCT LEVEL)	
	1	1	4B-4863	2	WASHER (4.7X11X1.2-MM THK)						
	2	1	9X-9857	1	FILM-IDENTIFICATION (CATERPILLAR)						
	3	1	3K-8106	2	SCREW-MACHINE (8-32X1-IN)						



GRAPHIC #1

<END>

g00774430

ELECTRICAL AND STARTING SYSTEM

244-2628 HARNESS AS-ENGINE

AN ATTACHMENT

SMCS-1408

i05281579

NOTE	PART NUMBER	QTY	PART NAME						SEE PAGE
			1	2	3	4	5	6 (PRODUCT LEVEL)	
	282-9886	1	KIT-CONNECTING PLUG (12-PIN)						
			(INCLUDES PLUG AS AND WEDGE)						
	102-8801	1	KIT-RECEPTACLE (12-PIN)						
			(INCLUDES RECEPTACLE AS AND WEDGE)						
	9X-3401	12	PIN-CONNECTOR (16-GA TO 18-GA)						
			-OR-						
	126-1767	12	PIN-CONNECTOR (14-GA TO 16-GA)						
	9X-3402	12	SOCKET-CONNECTOR (16-GA TO 18-GA)						
			-OR-						
	126-1768	12	SOCKET-CONNECTOR (14-GA TO 16-GA)						
D	6V-2722		TUBE-HEAT SHRINK (25.4-MM DIA) (0.2-M)						
D - ORDER BY THE METER									
<END>									

ELECTRICAL AND STARTING SYSTEM

360-1643 HARNESS AS-ENGINE

PART OF 363-3962 WIRING GP-ENGINE
AN ATTACHMENT

SMCS-1408

i05000437

NOTE	PART NUMBER	QTY	PART NAME						SEE PAGE
			1	2	3	4	5	6 (PRODUCT LEVEL)	
	283-0055	2	ADAPTER-CONNECTOR						
	311-8746	1	ADAPTER-CONNECTOR						
	311-8747	1	ADAPTER-CONNECTOR						
	165-4893	1	BOOT						
E	153-2707		CABLE-ELECTRICAL (2-CONDUCTOR, 18-GA) (132-CM)						
	8C-6354	1	CAP-RECEPTACLE (ET CONNECTOR)						
	126-1774	1	COVER-CONNECTOR						
	203-9007	1	NUT (1-1/2-18-THD)						
	133-0967	3	PIN-CONNECTOR (16-GA TO 18-GA)						
	9X-3401	74	PIN-CONNECTOR (16-GA TO 18-GA)						
			-OR-						
	126-1767	74	PIN-CONNECTOR (14-GA TO 16-GA)						
	208-0432	1	PLUG						
	155-2270	1	KIT-CONNECTING PLUG (2-PIN)						
			(INCLUDES PLUG AS, WEDGE & INTERFACE SEAL)						
	160-7689	1	PLUG AS-CONNECTOR (70-PIN)						
	159-9322	1	SEAL-O-RING						
	230-4011	1	PLUG AS-CONNECTOR (2-PIN)						
	264-7029	1	SEAL-CONNECTOR						
	8T-8737	39	PLUG-SEAL						
	102-8805	1	KIT-RECEPTACLE (6-PIN)						
	102-8806	1	KIT-RECEPTACLE (8-PIN)						
			(EACH RECEPTACLE KIT INCLUDES RECEPTACLE AS & WEDGE)						
	103-0213	1	RECEPTACLE AS-CONNECTOR (70-PIN)						
	265-4123	1	RECEPTACLE-CONNECTOR						
E	9X-1813		SLEEVE (66-CM)						
	133-0969	1	CONNECTOR-SOCKET (16-GA TO 18-GA)						
	180-9340	50	SOCKET-CONNECTOR (14-GA TO 18-GA)						
	3S-2093	2	STRAP-CABLE						
	189-3158	1	SUPPRESSOR-ARC						
E	125-7874		TUBE-HEAT SHRINK (5.72-MM DIA) (65-CM)						
E	125-7875		TUBE-HEAT SHRINK (7.44-MM DIA) (5-CM)						
E	125-7876		TUBE-HEAT SHRINK (17.78-MM DIA) (20-CM)						
D	5P-6001		TUBE-HEAT SHRINK (4.75-MM DIA) (0.2-M)						

D - ORDER BY THE METER
E - ORDER BY THE CENTIMETER

<END>

ELECTRICAL AND STARTING SYSTEM

360-1654 HARNESS AS-ENGINE

PART OF 363-3963 WIRING GP-ENGINE
AN ATTACHMENT

SMCS-1408

i05166381

NOTE	PART NUMBER	QTY	PART NAME 1 2 3 4 5 6 (PRODUCT LEVEL)	SEE PAGE
	283-0055	12	ADAPTER-CONNECTOR	
	283-0056	4	ADAPTER-CONNECTOR	
	311-8732	1	ADAPTER-CONNECTOR	
	311-8747	1	ADAPTER-CONNECTOR	
	115-5674	2	BOOT (UNIT INJECTOR)	
	274-3774	1	CAP-CONNECTOR	
	274-3775	3	CAP-CONNECTOR	
	374-7467	1	CAP-SEAL	
	211-6807	1	COVER-CONNECTOR	
	9X-3401	3	PIN-CONNECTOR (16-GA TO 18-GA)	
			-OR-	
	126-1767	3	PIN-CONNECTOR (14-GA TO 16-GA)	
	155-2255	2	KIT-CONNECTING PLUG (12-PIN)	
	155-2265	1	KIT-CONNECTING PLUG (8-PIN)	
	155-2260	5	KIT-CONNECTING PLUG (3-PIN)	
	155-2270	1	KIT-CONNECTING PLUG (2-PIN)	
			(EACH PLUG KIT INCLUDES PLUG AS, WEDGE & INTERFACE SEAL)	
	230-5010	1	PLUG AS-CONNECTOR (6-PIN)	
	264-7032	1	SEAL-CONNECTOR	
	231-2295	1	PLUG AS-CONNECTOR (8-PIN)	
	264-7033	1	SEAL-CONNECTOR	
	264-5732	1	PLUG AS-CONNECTOR (120-PIN)	
	288-7324	1	SEAL-CONNECTOR	
	297-5475	6	PLUG AS-CONNECTOR (2-PIN)	
	297-5484	1	PLUG AS-CONNECTOR (3-PIN)	
	297-5485	1	PLUG AS-CONNECTOR (3-PIN)	
	8T-8737	75	PLUG-SEAL	
	102-8803	1	KIT-RECEPTACLE (3-PIN)	
			(INCLUDES RECEPTACLE AS & WEDGE)	
	274-3784	1	CAP-SEAL	
	274-3780	1	CAP-SEAL	
E	9X-1813		SLEEVE (413-CM)	
	133-0969	1	CONNECTOR-SOCKET (16-GA TO 18-GA)	
	194-5226	128	WIRE AS (16-GA)	
			-OR-	
	194-5227	128	WIRE AS (14-GA)	
E	119-3662		TUBE-HEAT SHRINK (10.85-MM DIA) (13-CM)	
E	125-7874		TUBE-HEAT SHRINK (5.72-MM DIA) (15-CM)	
E	125-7876		TUBE-HEAT SHRINK (17.78-MM DIA) (10-CM)	
D	5P-6001		TUBE-HEAT SHRINK (4.75-MM DIA) (0.1-M)	
	355-4378	1	KIT-CONNECTING PLUG (3-PIN)	
			(INCLUDES PLUG AS, WEDGE, & INTERFACE SEAL)	
D - ORDER BY THE METER				
E - ORDER BY THE CENTIMETER				
<END>				

ELECTRICAL AND STARTING SYSTEM

377-0266 HARNESS AS-ENGINE

ALARM & PROTECTION, 10 FEET
AN ATTACHMENT

SMCS-1408

i04870150

NOTE	PART NUMBER	QTY	PART NAME						SEE PAGE
			1	2	3	4	5	6 (PRODUCT LEVEL)	
	165-4893	2	BOOT						
	9X-0347	1	PLUG AS-CONNECTOR (70-PIN)						
	3E-4367	1	RING-RETAINING						
M	3E-8557	1	BOLT (M5X0.8X39.37-MM)						
	9X-4391	1	PLUG AS-CONNECTOR (70-PIN)						
	3E-4367	1	RING-RETAINING						
M	3E-8557	1	BOLT (M5X0.8X39.37-MM)						
	9X-5615	2	SEAL (INTERFACE, 70-PIN)						
	8T-8737	26	PLUG-SEAL						
	180-9340	114	SOCKET-CONNECTOR (14-GA TO 18-GA)						

M - METRIC PART

<END>

377-0267 HARNESS AS-ENGINE

ALARM & PROTECTION, 20 FEET
AN ATTACHMENT

SMCS-1408

i04793365

NOTE	PART NUMBER	QTY	PART NAME						SEE PAGE
			1	2	3	4	5	6 (PRODUCT LEVEL)	
	165-4893	2	BOOT						
	9X-0347	1	PLUG AS-CONNECTOR (70-PIN)						
	3E-4367	1	RING-RETAINING						
M	3E-8557	1	BOLT (M5X0.8X39.37-MM)						
	9X-4391	1	PLUG AS-CONNECTOR (70-PIN)						
	3E-4367	1	RING-RETAINING						
M	3E-8557	1	BOLT (M5X0.8X39.37-MM)						
	9X-5615	2	SEAL (INTERFACE, 70-PIN)						
	8T-8737	26	PLUG-SEAL						
	180-9340	114	SOCKET-CONNECTOR (14-GA TO 18-GA)						

M - METRIC PART

<END>

ELECTRICAL AND STARTING SYSTEM

383-6315 HARNESS AS-ENGINE

OEM INTERFACE, 30 FEET
AN ATTACHMENT

SMCS-1408

i05226200

NOTE	PART NUMBER	QTY	PART NAME 1 2 3 4 5 6 (PRODUCT LEVEL)	SEE PAGE
	165-4893	1	BOOT	
	9X-4391	1	PLUG AS-CONNECTOR (70-PIN)	
	3E-4367	1	RING-RETAINING	
M	3E-8557	1	BOLT (M5X0.8X39.37-MM)	
	9X-5615	2	SEAL (INTERFACE, 70-PIN)	
	230-4009	2	PLUG AS-CONNECTOR (12-PIN) (EACH INCLUDES)	
	264-7034	1	SEAL-CONNECTOR	
	155-2255	1	KIT-CONNECTING PLUG (12-PIN) (INCLUDES PLUG AS AND WEDGE)	
	8T-8737	44	PLUG-SEAL	
	9X-3402	9	SOCKET-CONNECTOR (16-GA TO 18-GA) -OR-	
	126-1768	9	SOCKET-CONNECTOR (14-GA TO 16-GA)	
	180-9340	60	SOCKET-CONNECTOR (14-GA TO 18-GA)	
	3S-2093	1	STRAP-CABLE	
E	125-7874		TUBE-HEAT SHRINK (5.72-MM DIA) (100-CM)	
E	125-7875		TUBE-HEAT SHRINK (7.44-MM DIA) (10-CM)	
	194-5226	60	WIRE AS (16-GA) -OR-	
	194-5227	60	WIRE AS (14-GA)	

E - ORDER BY THE CENTIMETER
M - METRIC PART

<END>

ELECTRICAL AND STARTING SYSTEM

383-6316 HARNESS AS-ENGINE

OEM INTERFACE, 50 FEET
AN ATTACHMENT

SMCS-1408

i05226212

NOTE	PART NUMBER	QTY	PART NAME						SEE PAGE
			1	2	3	4	5	6 (PRODUCT LEVEL)	
	165-4893	1	BOOT						
	9X-4391	1	PLUG AS-CONNECTOR (70-PIN)						
	3E-4367	1	RING-RETAINING						
M	3E-8557	1	BOLT (M5X0.8X39.37-MM)						
	9X-5615	2	SEAL (INTERFACE, 70-PIN)						
	230-4009	2	PLUG AS-CONNECTOR (12-PIN)						
			(EACH INCLUDES)						
	264-7034	1	SEAL-CONNECTOR						
	155-2255	1	KIT-CONNECTING PLUG (12-PIN)						
			(INCLUDES PLUG AS AND WEDGE)						
	8T-8737	44	PLUG-SEAL						
	9X-3402	9	SOCKET-CONNECTOR (16-GA TO 18-GA)						
			-OR-						
	126-1768	9	SOCKET-CONNECTOR (14-GA TO 16-GA)						
	180-9340	60	SOCKET-CONNECTOR (14-GA TO 18-GA)						
	3S-2093	1	STRAP-CABLE						
E	125-7874		TUBE-HEAT SHRINK (5.72-MM DIA) (100-CM)						
E	125-7875		TUBE-HEAT SHRINK (7.44-MM DIA) (10-CM)						
	194-5226	60	WIRE AS (16-GA)						
	194-5227	60	WIRE AS (14-GA)						

E - ORDER BY THE CENTIMETER
M - METRIC PART

<END>

ELECTRICAL AND STARTING SYSTEM

383-6317 HARNESS AS-ENGINE

OEM INTERFACE, 80 FEET
AN ATTACHMENT

SMCS-1408

i05226213

NOTE	PART NUMBER	QTY	PART NAME						SEE PAGE
			1	2	3	4	5	6 (PRODUCT LEVEL)	
	165-4893	1	BOOT						
	9X-4391	1	PLUG AS-CONNECTOR (70-PIN)						
	3E-4367	1	RING-RETAINING						
M	3E-8557	1	BOLT (M5X0.8X39.37-MM)						
	9X-5615	2	SEAL (INTERFACE, 70-PIN)						
	230-4009	2	PLUG AS-CONNECTOR (12-PIN)						
			(EACH INCLUDES)						
	264-7034	1	SEAL-CONNECTOR						
	155-2255	1	KIT-CONNECTING PLUG (12-PIN)						
			(INCLUDES PLUG AS AND WEDGE)						
	8T-8737	44	PLUG-SEAL						
	9X-3402	9	SOCKET-CONNECTOR (16-GA TO 18-GA)						
			-OR-						
	126-1768	9	SOCKET-CONNECTOR (14-GA TO 16-GA)						
	180-9340	60	SOCKET-CONNECTOR (14-GA TO 18-GA)						
	3S-2093	1	STRAP-CABLE						
E	125-7874		TUBE-HEAT SHRINK (5.72-MM DIA) (100-CM)						
E	125-7875		TUBE-HEAT SHRINK (7.44-MM DIA) (10-CM)						
	194-5226	60	WIRE AS (16-GA)						
			-OR-						
	194-5227	60	WIRE AS (14-GA)						
E - ORDER BY THE CENTIMETER									
M - METRIC PART									
<END>									

383-6318 HARNESS AS-ENGINE

STARTER

PART OF 344-3384, 383-6319 WIRING GP-ENGINE
AN ATTACHMENT

SMCS-1408

i04965129

NOTE	PART NUMBER	QTY	PART NAME						SEE PAGE
			1	2	3	4	5	6 (PRODUCT LEVEL)	
	283-0055	4	ADAPTER-CONNECTOR						
	9X-3401	2	PIN-CONNECTOR (16-GA TO 18-GA)						
	155-2270	1	KIT-CONNECTING PLUG (2-PIN)						
			(INCLUDES PLUG AS, WEDGE, & INTERFACE SEAL)						
	230-4011	1	PLUG AS-CONNECTOR (2-PIN)						
	264-7029	1	SEAL-CONNECTOR						
	230-4012	1	RECEPTACLE AS-CONNECTOR (2-PIN)						
E	9X-1813		SLEEVE (75-CM)						
	9X-3402	2	SOCKET-CONNECTOR (16-GA TO 18-GA)						
	180-9340	2	SOCKET-CONNECTOR (14-GA TO 18-GA)						
	218-4935	1	SUPPRESSOR-ARC						
E	125-7874		TUBE-HEAT SHRINK (5.72-MM DIA) (10-CM)						
E - ORDER BY THE CENTIMETER									
<END>									

ELECTRICAL AND STARTING SYSTEM

419-6282 HARNESS AS-ENGINE

AN ATTACHMENT

SMCS - 1408

i05208309

NOTE	PART NUMBER	QTY	PART NAME 1 2 3 4 5 6 (PRODUCT LEVEL)	SEE PAGE
	367-5037	1	COVER	
	344-2466	1	COVER AS	
	9X-3401	7	PIN-CONNECTOR (16-GA TO 18-GA)	
			-OR-	
	126-1767	7	PIN-CONNECTOR (14-GA TO 16-GA)	
	318-3823	1	PLUG AS	
	230-5010	1	PLUG AS-CONNECTOR (6-PIN)	
	264-7032	1	SEAL-CONNECTOR	
	8T-8737	6	PLUG-SEAL	
	264-7032	1	SEAL-CONNECTOR	
	155-2255	2	KIT-CONNECTING PLUG (12-PIN)	
	155-2260	3	KIT-CONNECTING PLUG (3-PIN)	
			(EACH PLUG KIT INCLUDES PLUG AS, WEDGE & INTERFACE)	
	230-4011	5	PLUG AS-CONNECTOR (2-PIN)	
			(EACH INCLUDES)	
	264-7029	1	SEAL-CONNECTOR	
	230-5008	2	PLUG AS-CONNECTOR (4-PIN)	
			(EACH INCLUDES)	
	264-7031	1	SEAL-CONNECTOR	
	230-5010	2	PLUG AS-CONNECTOR (6-PIN)	
			(EACH INCLUDES)	
	264-7032	1	SEAL-CONNECTOR	
	281-8804	2	PLUG AS-CONNECTOR (3-PIN)	
	281-8803	1	PLUG AS-CONNECTOR (3-PIN)	
	237-0227	1	PLUG AS-CONNECTOR (3-PIN)	
			(EACH PLUG AS INCLUDES)	
	264-7030	1	SEAL-CONNECTOR	
	264-5732	1	PLUG AS-CONNECTOR (120-PIN)	
	288-7324	1	SEAL-CONNECTOR	
	278-8844	1	PLUG AS-CONNECTOR	
	230-4011	1	PLUG AS-CONNECTOR (2-PIN)	
	264-7029	1	SEAL-CONNECTOR	
	8T-8737	2	PLUG-SEAL	
	8T-8737	72	PLUG-SEAL	
	360-1328	2	RECEPTACLE AS-CONNECTOR (6-PIN)	
			(EACH INCLUDES)	
	8T-8737	6	PLUG-SEAL	
	230-5011	1	RECEPTACLE AS-CONNECTOR (6-PIN)	
	230-4012	1	RECEPTACLE AS-CONNECTOR (2-PIN)	
	230-5011	1	RECEPTACLE AS-CONNECTOR (6-PIN)	
E	317-1204		SLEEVE (53-CM)	
E	289-5150		SLEEVE (122-CM)	
E	289-5151		SLEEVE (45-CM)	
	9X-3402	124	SOCKET-CONNECTOR (16-GA TO 18-GA)	
			-OR-	
	126-1768	124	SOCKET-CONNECTOR (14-GA TO 16-GA)	
	3S-2093	4	STRAP-CABLE	
	6K-0806	1	STRAP-CABLE	
B	329-3734		TAPE	
E	125-7874		TUBE-HEAT SHRINK (5.72-MM DIA) (35-CM)	
E	125-7875		TUBE-HEAT SHRINK (7.44-MM DIA) (25-CM)	

B - USE AS REQUIRED
E - ORDER BY THE CENTIMETER

<END>

ELECTRICAL AND STARTING SYSTEM

323-5180 HARNESS AS-PANEL

AN ATTACHMENT

SMCS-1408

i03613882

NOTE	PART NUMBER	QTY	PART NAME						SEE PAGE
			1	2	3	4	5	6 (PRODUCT LEVEL)	
	155-2255		KIT-CONNECTING PLUG (12-PIN)						
			(INCLUDES PLUG AS, WEDGE & INTERFACE SEAL)						
	155-2271		KIT-CONNECTING PLUG (4-PIN)						
			(INCLUDES PLUG AS, WEDGE & INTERFACE SEAL)						
	102-8801		KIT-RECEPTACLE (12-PIN)						
			(INCLUDES RECEPTACLE AS & WEDGE)						
			<END>						

380-7365 HARNESS AS-POWER

FOR USE WITH CONNECTION BETWEEN L1 PANEL AND OEM HARNESS

AN ATTACHMENT

SMCS-1408

i05191659

NOTE	PART NUMBER	QTY	PART NAME						SEE PAGE
			1	2	3	4	5	6 (PRODUCT LEVEL)	
	133-0969	1	CONNECTOR-SOCKET (16-GA TO 18-GA)						
	155-2255	1	KIT-CONNECTING PLUG (12-PIN)						
	155-2256	1	KIT-CONNECTING PLUG (12-PIN)						
			(EACH PLUG KIT INCLUDES PLUG AS, WEDGE & INTERFACE SEAL)						
	133-0967	1	PIN-CONNECTOR (16-GA TO 18-GA)						
	9X-3401	11	PIN-CONNECTOR (16-GA TO 18-GA)						
			-OR-						
	126-1767	11	PIN-CONNECTOR (14-GA TO 16-GA)						
	8T-8737	9	PLUG-SEAL						
	230-4010	1	RECEPTACLE AS-CONNECTOR (12-PIN)						
	180-9340	14	SOCKET-CONNECTOR (14-GA TO 18-GA)						
E	125-7874		TUBE-HEAT SHRINK (5.72-MM DIA) (15-CM)						
	155-2258	2	WEDGE-PLUG LOCK (12-PIN)						

E - ORDER BY THE CENTIMETER

<END>

383-6323 HARNESS AS-POWER

PART OF 385-9120 WIRING GP-ALTERNATOR

AN ATTACHMENT

SMCS-1408

i05173931

NOTE	PART NUMBER	QTY	PART NAME						SEE PAGE
			1	2	3	4	5	6 (PRODUCT LEVEL)	
	6T-0465	1	COVER-TERMINAL (BLACK)						
	2L-0273	1	FITTING (RUBBER)						
	3S-2093	2	STRAP-CABLE (PLASTIC)						
	9G-4344	1	TERMINAL-RING (4-GA, 1/2-IN SCREW)						
	9G-4343	1	TERMINAL-RING (4-GA, 1/4-IN SCREW)						
			<END>						

ELECTRICAL AND STARTING SYSTEM

344-3365 HARNESS AS-SENSOR

PART OF 344-3362, 344-3363 WIRING GP-ENGINE
AN ATTACHMENT

SMCS-1408

i04975572

NOTE	PART NUMBER	QTY	PART NAME						SEE PAGE
			1	2	3	4	5	6 (PRODUCT LEVEL)	
	283-0056	4	ADAPTER-CONNECTOR						
	311-8732	1	ADAPTER-CONNECTOR						
	9X-3401	6	PIN-CONNECTOR (16-GA TO 18-GA)						
			-OR-						
	126-1767	6	PIN-CONNECTOR (14-GA TO 16-GA)						
	155-2270	1	KIT-CONNECTING PLUG (2-PIN)						
			(INCLUDES PLUG AS, WEDGE & INTERFACE SEAL)						
	297-5485	2	PLUG AS-CONNECTOR (3-PIN)						
	230-5011	1	RECEPTACLE AS-CONNECTOR (6-PIN)						
	274-3781	1	CAP-SEAL						
E	9X-1813		SLEEVE (73-CM)						
	194-5226	8	WIRE AS (16-GA)						
			-OR-						
	194-5227		WIRE AS (14-GA)						
E	125-7874		TUBE-HEAT SHRINK (5.72-MM DIA) (10-CM)						
E - ORDER BY THE CENTIMETER									
<END>									

363-4030 HARNESS AS-SENSOR

PART OF 363-4029 WIRING GP-ENGINE
AN ATTACHMENT

SMCS-1408

i05163193

NOTE	PART NUMBER	QTY	PART NAME						SEE PAGE
			1	2	3	4	5	6 (PRODUCT LEVEL)	
	283-0056	2	ADAPTER-CONNECTOR						
	374-7463	1	CAP-SEAL						
	9X-3401	8	PIN-CONNECTOR (16-GA TO 18-GA)						
			-OR-						
	126-1767	8	PIN-CONNECTOR (14-GA TO 16-GA)						
	155-2260	1	KIT-CONNECTING PLUG (3-PIN)						
	155-2270	1	KIT-CONNECTING PLUG (2-PIN)						
			(INCLUDES PLUG AS, WEDGE & INTERFACE SEAL)						
	297-5485	1	PLUG AS-CONNECTOR (3-PIN)						
	231-2300	1	RECEPTACLE AS-CONNECTOR (8-PIN)						
E	9X-1813		SLEEVE (83-CM)						
	194-5226	8	WIRE AS (16-GA)						
			-OR-						
	194-5227	8	WIRE AS (14-GA)						
E - ORDER BY THE CENTIMETER									
<END>									

ELECTRICAL AND STARTING SYSTEM

380-1088 HARNESS AS-SENSOR

AN ATTACHMENT

SMCS-1408

i05242082

NOTE	PART NUMBER	QTY	PART NAME						SEE PAGE
			1	2	3	4	5	6 (PRODUCT LEVEL)	
	124-2911	1	BOOT						
	374-7463	1	CAP-SEAL						
	265-4029	2	CONTACTOR						
	110-8714	4	END-WIRE (18-GA)						
	7X-6222	1	PLUG AS-CONNECTOR (24-PIN)						
M	3E-8558	1	BOLT (M5X0.8X39.37-MM)						
	3E-4367	1	RING-RETAINING						
	9X-3265	2	SEAL-CONNECTOR (24-PIN)						
	155-2270	2	KIT-CONNECTING PLUG (2-PIN) (EACH INCLUDES PLUG AS, WEDGE & INTERFACE SEAL)						
	378-5571	3	PLUG AS						
	8T-8737	11	PLUG-SEAL						
	380-5860	6	SEAL-WIRE						
E	9X-1813		SLEEVE (115-CM)						
	133-0969	1	CONNECTOR-SOCKET (16-GA TO 18-GA)						
	194-5226	16	WIRE AS (16-GA)						
			-OR-						
	194-5227	16	WIRE AS (14-GA)						
	378-6626	6	SOCKET-TERMINAL						
E	8T-5346		TUBE-HEAT SHRINK (19.1-MM DIA) (12-CM)						

E - ORDER BY THE CENTIMETER
M - METRIC PART

<END>

380-1090 HARNESS AS-SENSOR

AN ATTACHMENT

SMCS-1408

i05236041

NOTE	PART NUMBER	QTY	PART NAME						SEE PAGE
			1	2	3	4	5	6 (PRODUCT LEVEL)	
	124-2911	1	BOOT						
	374-7463	1	CAP-SEAL						
	265-4029	2	CONTACTOR						
	110-8714	4	END-WIRE (18-GA)						
	7X-6222	1	PLUG AS-CONNECTOR (24-PIN)						
M	3E-8558	1	BOLT (M5X0.8X39.37-MM)						
	3E-4367	1	RING-RETAINING						
	9X-3265	2	SEAL-CONNECTOR (24-PIN)						
	155-2270	2	KIT-CONNECTING PLUG (2-PIN) (EACH INCLUDES PLUG AS, WEDGE & INTERFACE SEAL)						
	378-5571	3	PLUG AS						
	8T-8737	11	PLUG-SEAL						
	380-5860	6	SEAL-WIRE						
E	9X-1813		SLEEVE (113-CM)						
	133-0969	1	CONNECTOR-SOCKET (16-GA TO 18-GA)						
	194-5226	16	WIRE AS (16-GA)						
			-OR-						
	194-5227	16	WIRE AS (14-GA)						
	378-6626	6	SOCKET-TERMINAL						
E	8T-5346		TUBE-HEAT SHRINK (19.1-MM DIA) (12-CM)						

E - ORDER BY THE CENTIMETER
M - METRIC PART

<END>

ELECTRICAL AND STARTING SYSTEM

374-5344 HARNESS AS-WIRING

PART OF 376-3133 WIRING GP-ENGINE
AN ATTACHMENT

SMCS-1408

i05110250

NOTE	PART NUMBER	QTY	PART NAME						SEE PAGE
			1	2	3	4	5	6 (PRODUCT LEVEL)	
	283-0055	2	ADAPTER-CONNECTOR						
	9X-3401	2	PIN-CONNECTOR (16-GA TO 18-GA)						
			-OR-						
	126-1767	2	PIN-CONNECTOR (14-GA TO 16-GA)						
	230-4012	1	RECEPTACLE AS-CONNECTOR (2-PIN)						
E	9X-1813		SLEEVE (15-CM)						
E	109-0887		SLEEVE (29-CM)						
	5P-1476	2	TERMINAL-FORK (14-GA TO 16-GA, NO. 10 SCREW)						

E - ORDER BY THE CENTIMETER

<END>

383-6322 HARNESS AS-WIRING

PART OF 385-9120 WIRING GP-ALTERNATOR
AN ATTACHMENT

SMCS-1408

i05173910

NOTE	PART NUMBER	QTY	PART NAME						SEE PAGE
			1	2	3	4	5	6 (PRODUCT LEVEL)	
	9X-6932	1	BOOT-TERMINAL						
	8N-0869	1	COVER-TERMINAL (RED)						
	3S-2093	2	STRAP-CABLE (PLASTIC)						
	9G-4344	1	TERMINAL-RING (4-GA, 1/2-IN SCREW)						
	9G-4343	1	TERMINAL-RING (4-GA, 1/4-IN SCREW)						

<END>

391-4403 HARNESS AS-WIRING

PROVIDE MARINE REMOTE MONITORING EXTERNAL ANTENNA EXTENSION OPTION
AN ATTACHMENT

SMCS-1408

i05116349

NOTE	PART NUMBER	QTY	PART NAME						SEE PAGE
			1	2	3	4	5	6 (PRODUCT LEVEL)	
			(NO SERVICED PARTS)						

<END>

ELECTRICAL AND STARTING SYSTEM

309-7022 HEATER GP-JACKET WATER

240-VOLT, 1500-WATT

FOR USE WITH 240-VOLT POWER SUPPLY, JW HEATER OPTION
AN ATTACHMENT

SMCS-1383

i04973931

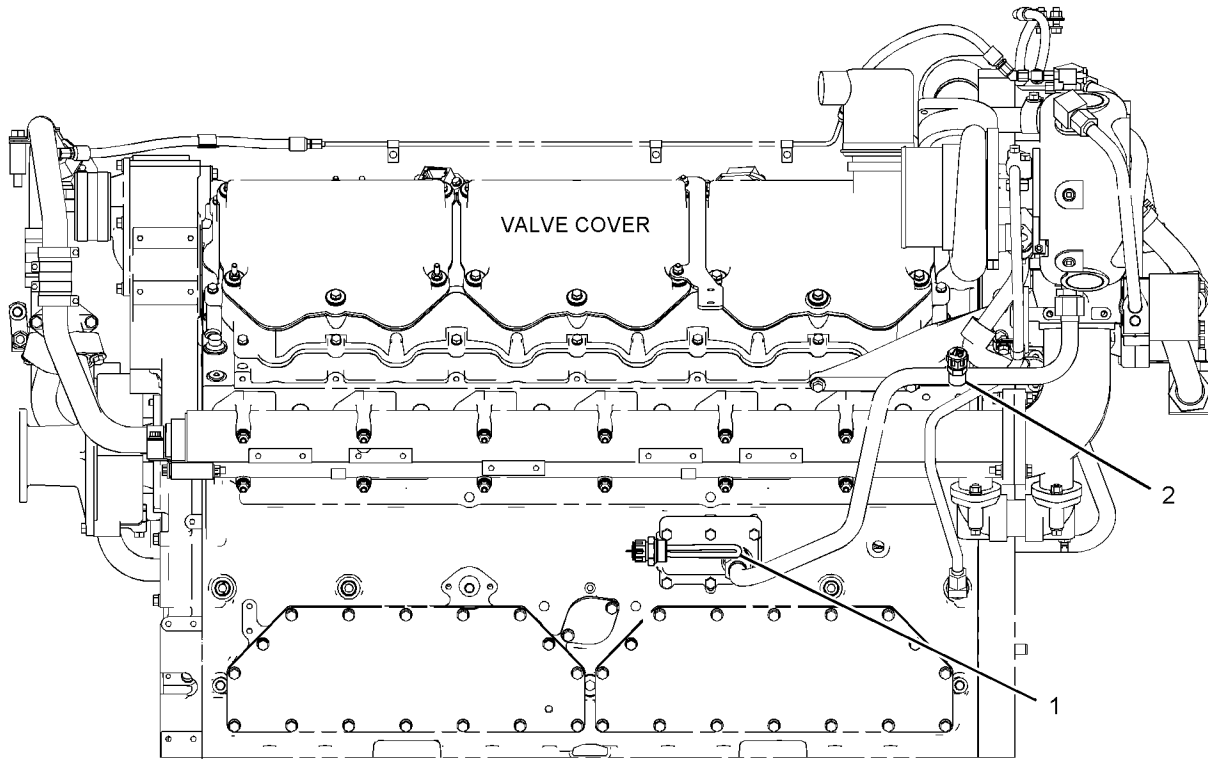
NOTE	REF NO	GRAPHIC REF	PART NUMBER	QTY	PART NAME	SEE PAGE
					1 2 3 4 5 6 (PRODUCT LEVEL)	
CY	1	1	344-3374	2	HEATER GP-JACKET WATER	267
CY	2	1	356-2534	2	HOUSING GP-THERMOSTAT (JACKET WATER HEATER)	149

C - CHANGE FROM PREVIOUS TYPE
Y - SEPARATE ILLUSTRATION

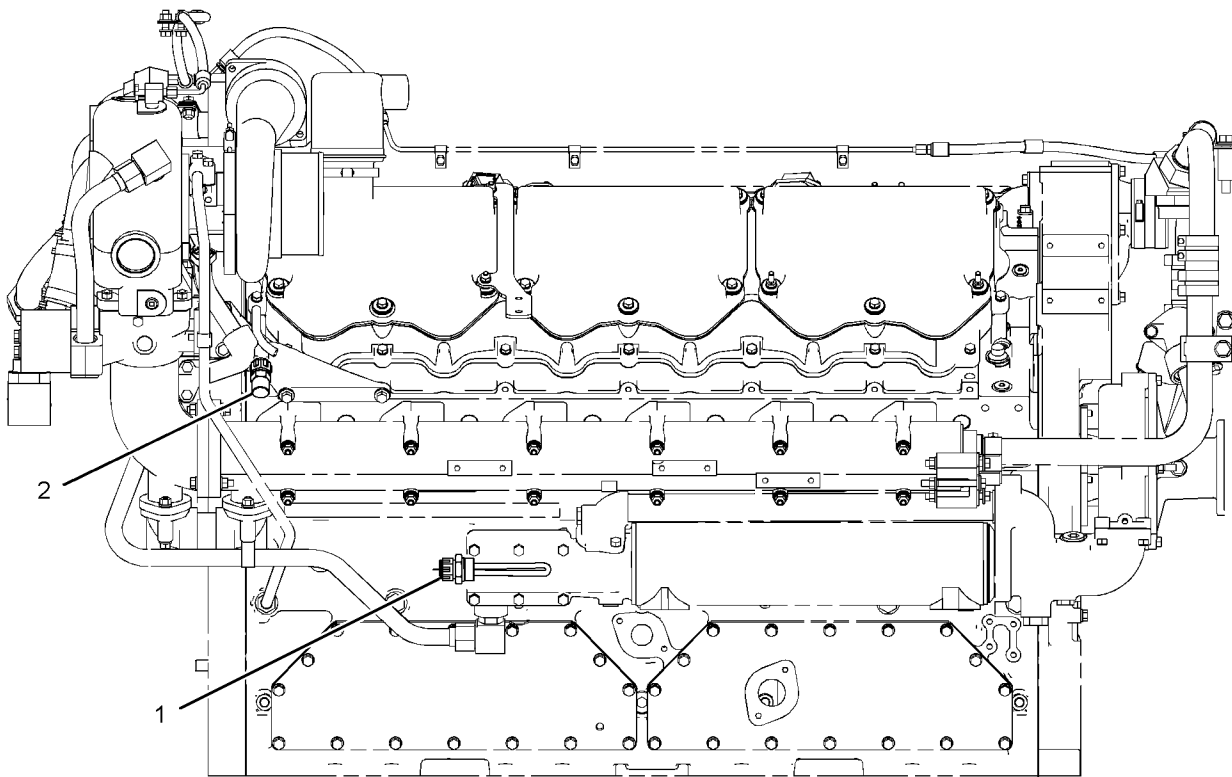
ELECTRICAL AND STARTING SYSTEM

309-7022 HEATER GP-JACKET WATER (contd.)

i04973931



LEFT SIDE VIEW OF ENGINE



RIGHT SIDE VIEW OF ENGINE

GRAPHIC #1

<END>

g03252357

ELECTRICAL AND STARTING SYSTEM

344-3374 HEATER GP-JACKET WATER

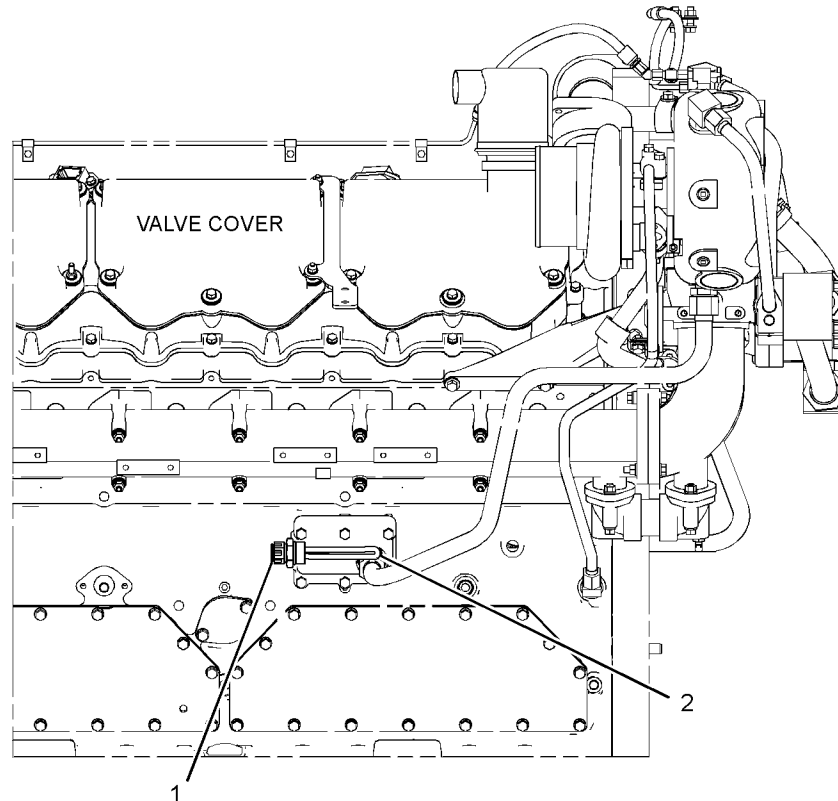
240 VOLT, 1500 WATT

PART OF 309-7022 HEATER GP-JACKET WATER
AN ATTACHMENT

SMCS-1383

i04593789

NOTE	REF NO	GRAPHIC REF	PART NUMBER	QTY	PART NAME						SEE PAGE
					1	2	3	4	5	6 (PRODUCT LEVEL)	
	1	1	133-6517	1	CAP AS-DUST						
	2	1	239-8051	1	ELEMENT AS-JACKET WATER HEATER (240-VOLT, 1500-WATT)						
		1	7M-8485	1	SEAL-O-RING						



LEFT SIDE VIEW OF ENGINE

GRAPHIC #1

<END>

g02794841

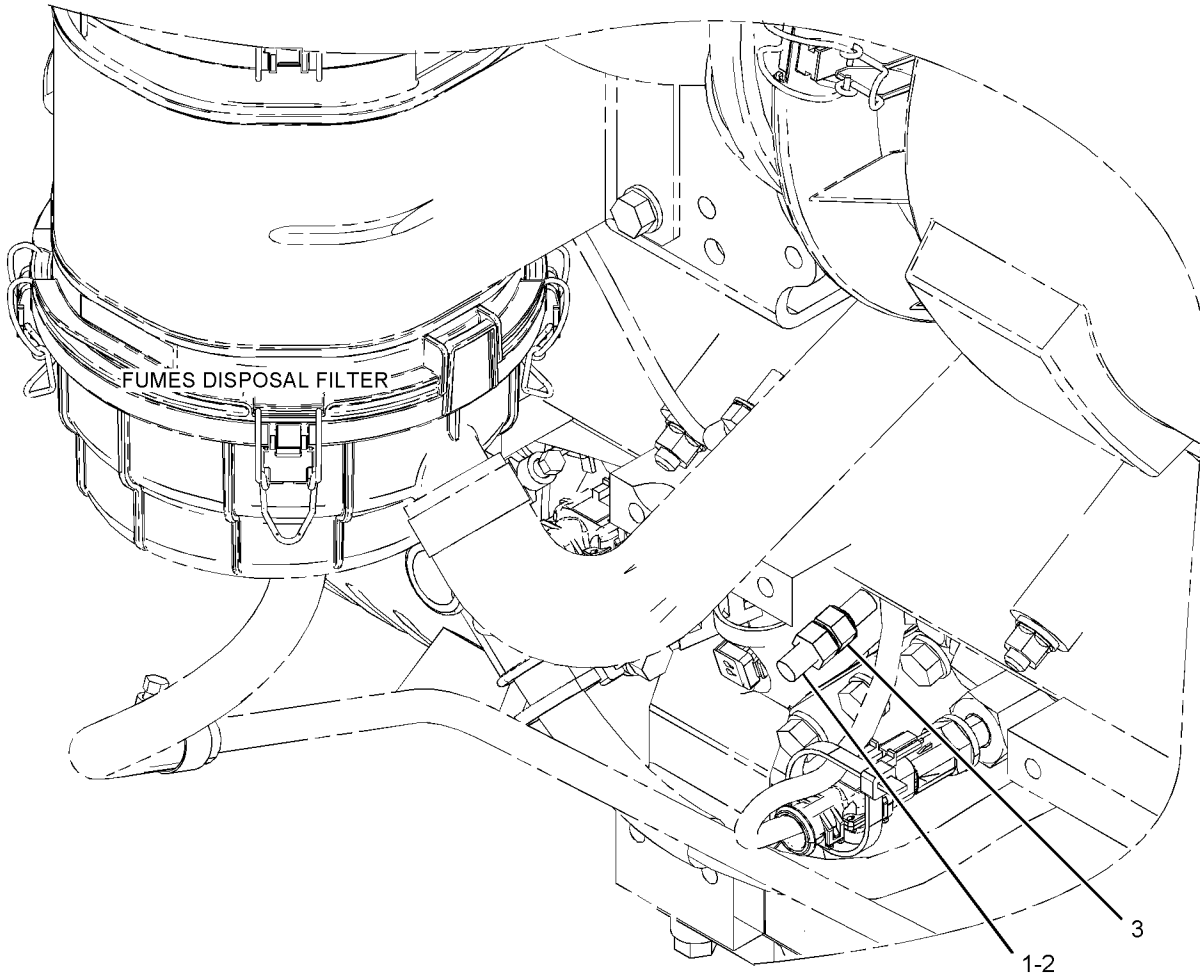
ELECTRICAL AND STARTING SYSTEM

396-2148 MOUNTING GP-WIRING-BONDING AN ATTACHMENT

SMCS-1408

i05001610

NOTE	REF NO	GRAPHIC REF	PART NUMBER	QTY	PART NAME						SEE PAGE
					1	2	3	4	5	6 (PRODUCT LEVEL)	
	1	1	100-5725	1	STUD (3/8-16X1.25-IN)						
	2	1	4D-5243	2	LOCKWASHER						
	3	1	6V-8801	1	NUT (3/8-16-THD)						



GRAPHIC #1

<END>

g03202290

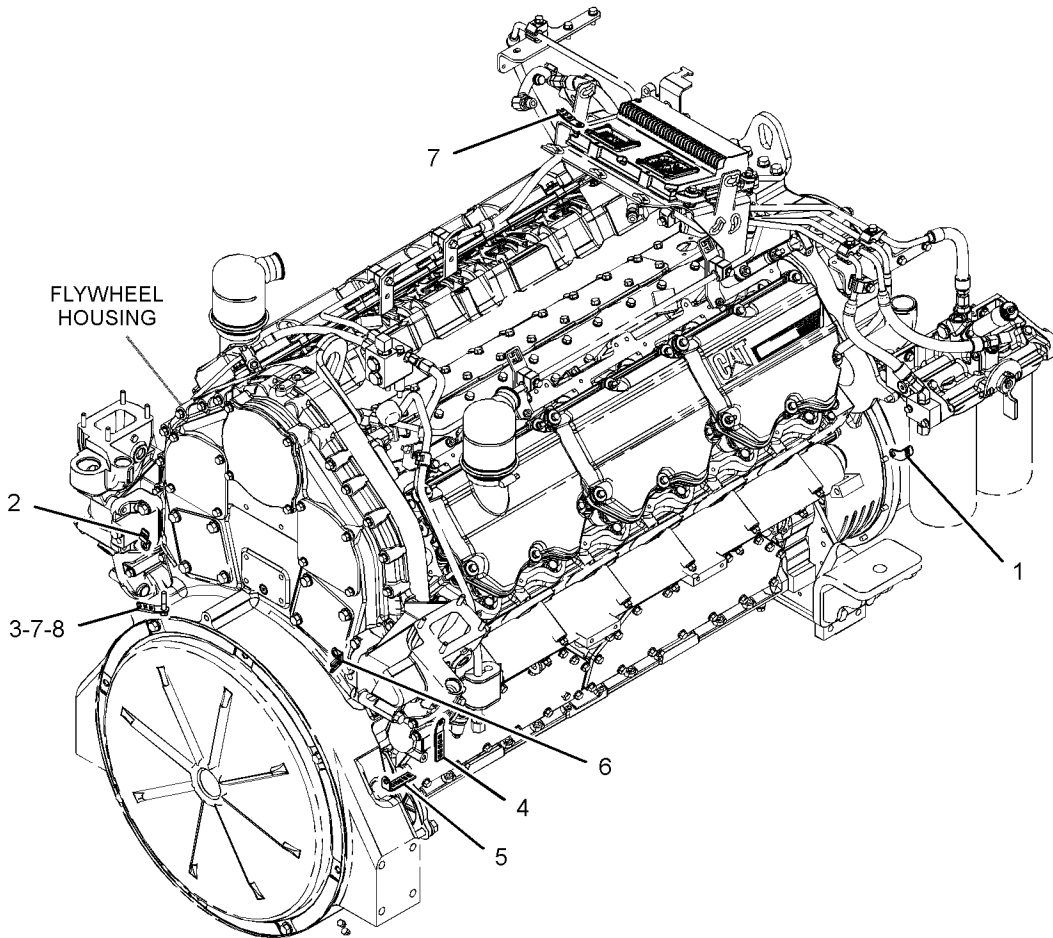
ELECTRICAL AND STARTING SYSTEM

418-9621 MOUNTING GP-WIRING AN ATTACHMENT

SMCS-1408

i05141231

NOTE	REF NO	GRAPHIC REF	PART NUMBER	QTY	PART NAME						SEE PAGE
					1	2	3	4	5	6 (PRODUCT LEVEL)	
	1	1	269-7678	1	CLIP						
	2	1	269-7680	1	CLIP						
	3	1	0S-1571	1	BOLT (3/8-16X1.75-IN)						
	4	1	352-3964	1	CLIP						
	5	1	352-3968	1	CLIP						
	6	1	4P-7429	1	CLIP						
	7	1	4P-7581	2	CLIP						
	8	1	5M-2894	1	WASHER-HARD (10.2X18.5X2.5-MM THK)						



GRAPHIC #1

<END>

g03346398

ELECTRICAL AND STARTING SYSTEM

371-1422 PANEL GP-CIRCUIT BREAKER

PROVIDE A ELECTRICAL SUB PANEL ASSEMBLY
FOR USE WITH CONTROL PANELS
PART OF 371-1425 PANEL GP-INSTRUMENT
AN ATTACHMENT

SMCS-1417, 1420, 4461

i05196444

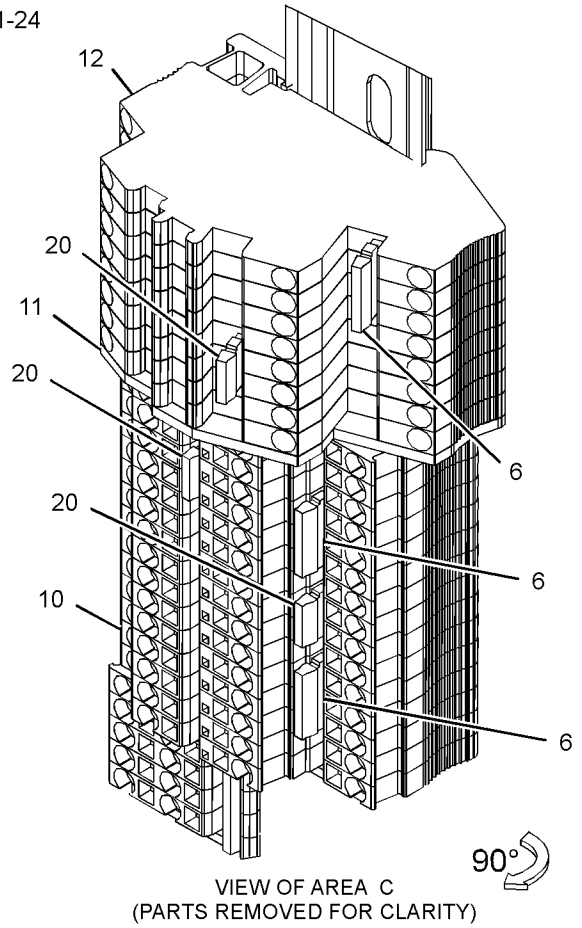
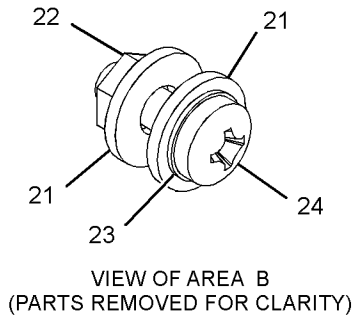
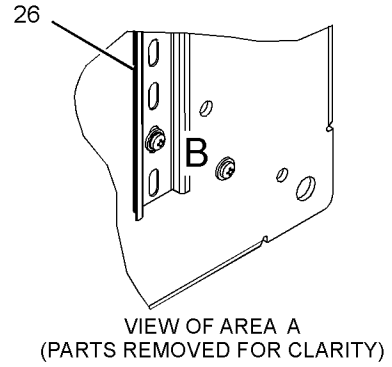
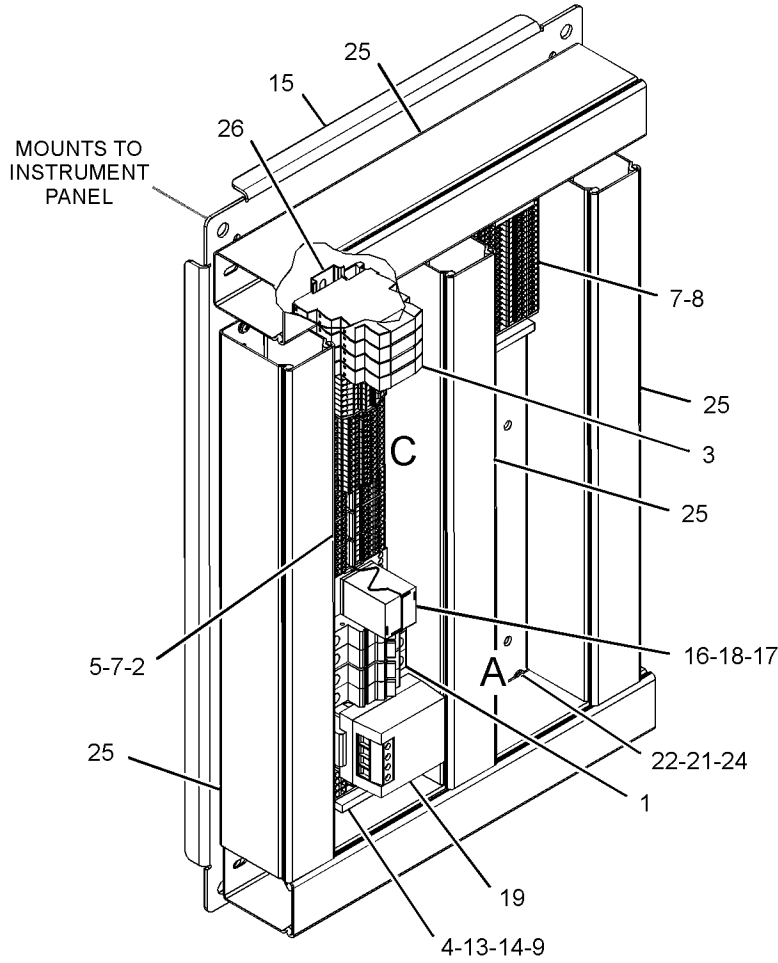
NOTE	REF NO	GRAPHIC REF	PART NUMBER	QTY	PART NAME						SEE PAGE
					1	2	3	4	5	6 (PRODUCT LEVEL)	
E	1	1	114-1143	4	CIRCUIT BREAKER AS (16-AMPERE)						
	2	1	204-5568	3	BRIDGE						
	3	1	204-5594	4	RELAY (24-VOLT)						
	4	1	206-1576	4	BRACKET						
	5	1	225-0905	4	PLATE						
	6	1	225-0907	3	BRIDGE (3-POSITION)						
	7	1	229-5291	37	TERMINAL						
	8	1	229-5292	1	COVER-END						
	9	1	251-9514	1	BRIDGE-INSERTION						
	10	1	252-4937	15	TERMINAL						
	11	1	252-4943	1	COVER-END (24-VOLT)						
	12	1	252-4967	8	TERMINAL						
	13	1	262-7411	7	BLOCK-TERMINAL (600-VOLT, 30-AMPERE)						
	14	1	263-8768	1	COVER						
	15	1	372-5034	1	PLATE-MOUNTING						
	16	1	377-0241	1	RELAY (24-VOLT)						
	17	1	377-0242	1	RING-LOCKING						
	18	1	377-0243	1	RELAY-BASE						
	19	1	377-0265	1	BLOCK-DIODE						
	20	1	225-0906	3	BRIDGE (2-POSITION)						
	21	1	4B-4863	32	WASHER (4.7X11X1.2-MM THK)						
M	22	1	5C-8312	16	NUT (M4X0.7-THD)						
	23	1	8C-7508	6	LOCKWASHER						
M	24	1	8T-0337	30	SCREW-MACHINE (M4X0.7X12-MM)						
B	25	1	166-6162		DUCT-WIRE (CUT TO LENGTH)						
E	26	1	147-1960		RAIL (50-CM EACH)						

B - USE AS REQUIRED
E - ORDER BY THE CENTIMETER
M - METRIC PART

ELECTRICAL AND STARTING SYSTEM

371-1422 PANEL GP-CIRCUIT BREAKER (contd.)

i05196444



GRAPHIC #1

<END>

g03317048

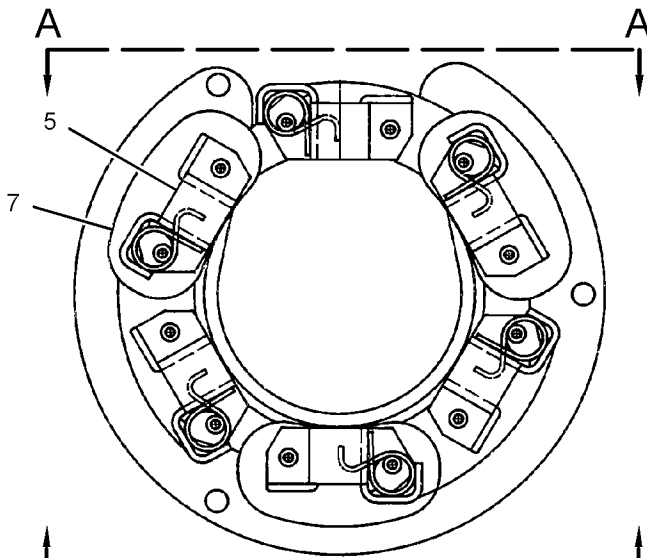
ELECTRICAL AND STARTING SYSTEM

3T-9525 PLATE AS-BRUSH PART OF 349-6530 STARTING MOTOR GP-ELECTRIC AN ATTACHMENT

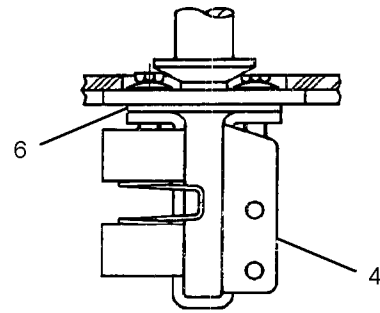
SMCS-4463

i04083269

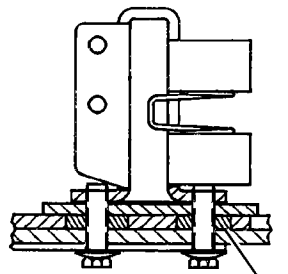
NOTE	REF NO	GRAPHIC REF	PART NUMBER	QTY	PART NAME						SEE PAGE
					1	2	3	4	5	6 (PRODUCT LEVEL)	
	1	1	6T-0372	1	PLATE						
	2	1	6T-0371	1	INSULATOR						
	3	1	9F-5599	12	LOCKWASHER						
	4	1	6T-0363	6	HOLDER AS-BRUSH (EACH INCLUDES)						
		1	3T-9494	1	SPRING						
	5	1	3T-4709	3	PLATE						
	6	1	3T-4710	3	PLATE						
	7	1	2L-6679	3	PLATE-INSULATOR						
	8	1	7F-3525	6	WASHER-BUSHING (0.207X0.39X0.09-IN THK)						
	9	1	5P-6298	12	SCREW-MACHINE (10-32X0.5-IN)						



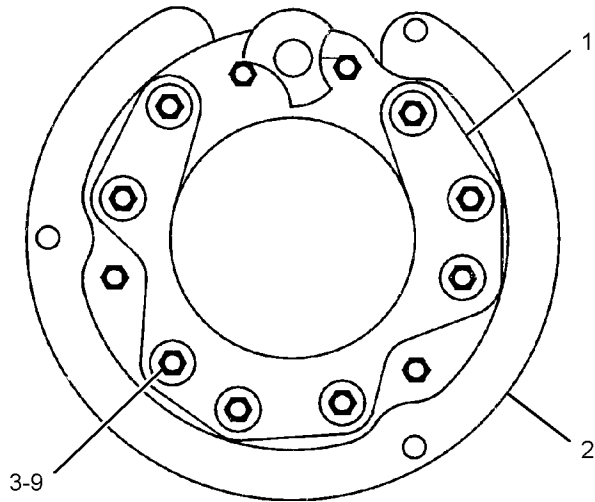
REAR VIEW



VIEW A-A



VIEW B-B



FRONT VIEW

GRAPHIC #1

<END>

g02294074

ELECTRICAL AND STARTING SYSTEM

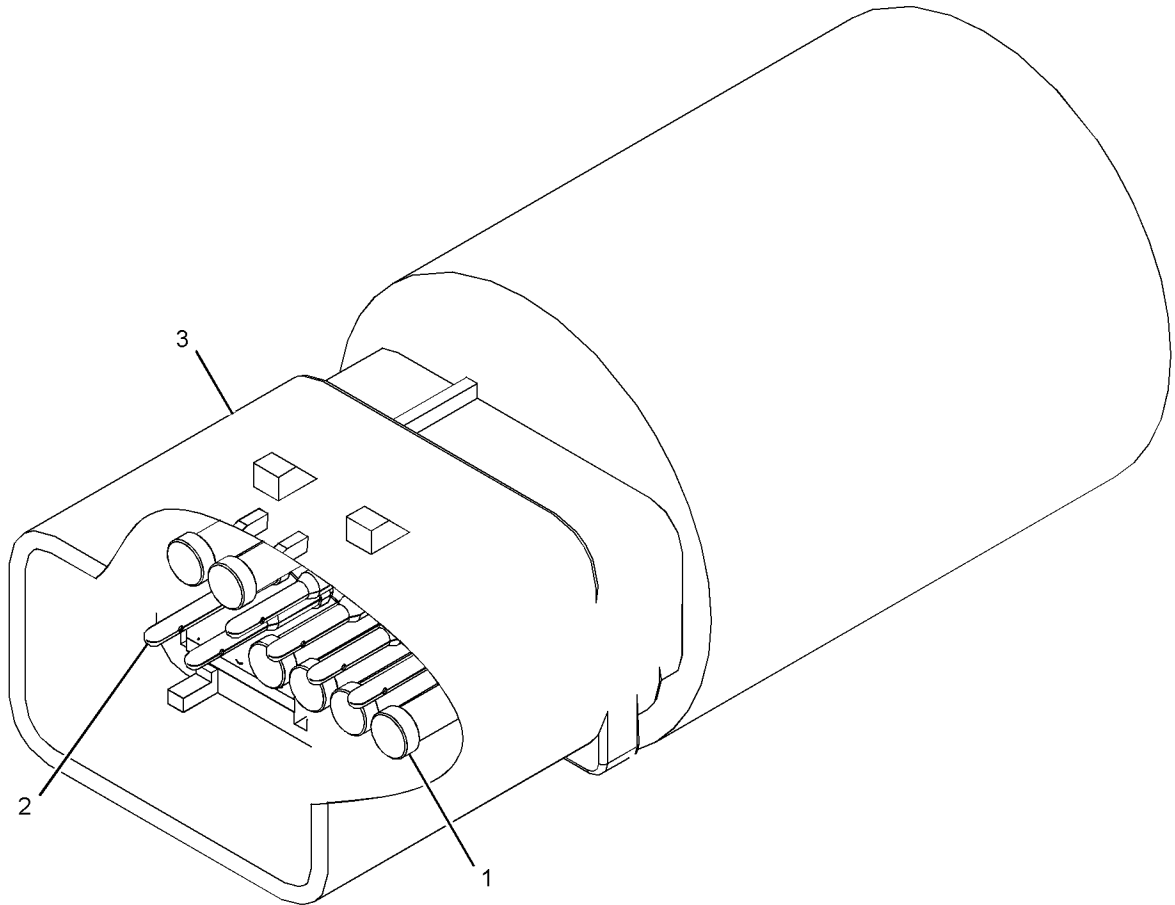
383-6321 PLUG GP-CONNECTOR

FOR USE WITH OEM HARNESS
AN ATTACHMENT

SMCS-1408

i05096315

NOTE	REF NO	GRAPHIC REF	PART NUMBER	QTY	PART NAME						SEE PAGE
					1	2	3	4	5	6	
	1	1	8T-8737	6	PLUG-SEAL						
	2	1	180-9339	6	PIN-CONNECTOR (14-GA TO 18-GA)						
	3	1	230-4010	1	RECEPTACLE AS-CONNECTOR (12-PIN)						



GRAPHIC #1

<END>

g03267477

ELECTRICAL AND STARTING SYSTEM

380-1089 SENSOR GP-ENGINE

AN ATTACHMENT

SMCS-1000, 1050, 1718, 1906, 1907, 1912, 1917, 1923,
1924, 1925, 1928, 1929, 7400, 7422

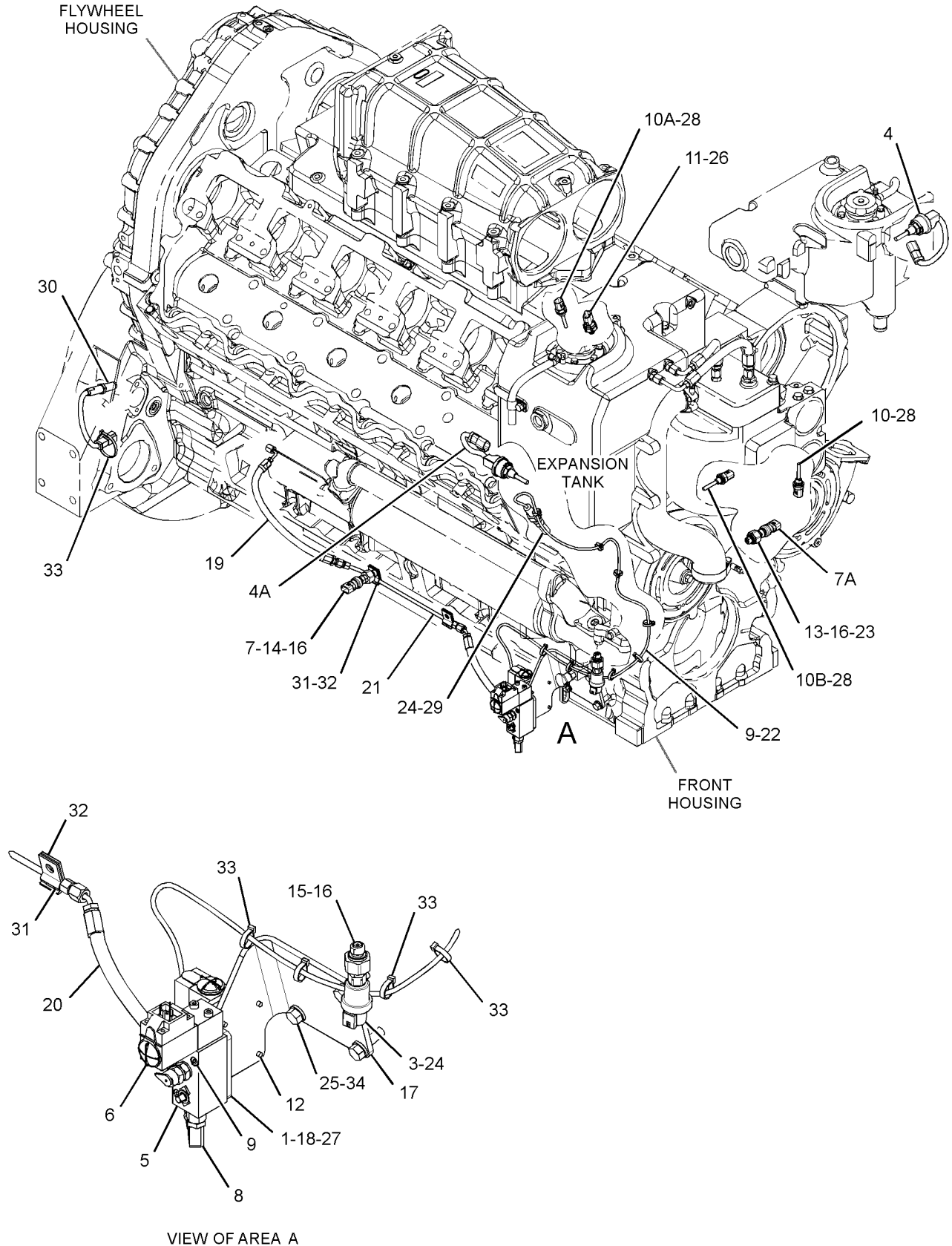
i05239252

NOTE	REF NO	GRAPHIC REF	PART NUMBER	QTY	PART NAME						SEE PAGE
					1	2	3	4	5	6 (PRODUCT LEVEL)	
C	1	1	6V-7488	4	BOLT-SOCKET HEAD						
	3	1	183-4760	1	SENSOR GP-PRESSURE (COOLANT)						
Y	4	1	204-2518	1	SENSOR GP-LIQUID LEVEL (AFTERCOOLER)						284
Y	4A	1	204-2518	1	SENSOR GP-LIQUID LEVEL (COOLANT LEVEL)						284
C	5	1	264-0564	1	CONNECTION GP-TEST						
C	6	1	264-1419	1	SWITCH-PRESSURE (LOW OIL PRESSURE, SHUTDOWN)						
	7	1	274-6719	1	SENSOR GP-PRESSURE (DIFFERENTIAL OIL)						
	7A	1	274-6719	1	SENSOR GP-PRESSURE (ENGINE OIL)						
C	8	1	278-4798	1	ELBOW						
C	9	1	281-0791	4	BOLT-SOCKET HEAD (M5X0.8X40-MM)						
	10	1	288-3783	1	SENSOR-TEMPERATURE (JACKET WATER COOLER)						
	10A	1	288-3783	1	SENSOR-TEMPERATURE (MANIFOLD AIR)						
	10B	1	288-3783	1	SENSOR-TEMPERATURE (ENGINE OIL)						
	11	1	296-5221	1	SENSOR AS-PRESSURE (MANIFOLD AIR)						
C	12	1	325-6051	4	MOUNT						
	13	1	380-1094	1	VALVE (ENGINE OIL)						
	14	1	380-1095	1	VALVE (DIFFERENTIAL OIL FILTER)						
	15	1	380-1096	1	VALVE (COOLANT)						
	16	1	386-6234	3	CONNECTOR AS (EACH INCLUDES)						
		1	214-7566	2	SEAL-O-RING						
		1	386-6204	1	CONNECTOR						
C	17	1	419-9450	1	BRACKET						
C	18	1	419-9451	1	BRACKET						
CI	19	1	419-9453	1	HOSE AS						
CI	20	1	419-9454	1	HOSE AS						
C	21	1	419-9456	1	TUBE AS-OIL						
C	22	1	264-1420	1	SWITCH-TEMPERATURE						
	23	1	033-6027	1	SEAL-O-RING						
C	24	1	033-6028	2	SEAL-O-RING						
C	25	1	0S-1588	3	BOLT (3/8-16X1.25-IN)						
	26	1	219-0669	1	SEAL-O-RING						
C	27	1	222-5387	4	SHIM						
	28	1	228-7100	3	SEAL-O-RING						
C	29	1	293-9266	1	THERMOWELL						
Y	30	1	318-1179	1	SENSOR GP-SPEED						292
C	31	1	363-0253	2	CLIP (TAB)						
C	32	1	363-0254	2	CLIP (SLOT)						
C	33	1	3S-2093	9	STRAP-CABLE						
C	34	1	5M-2894	3	WASHER-HARD (10.2X18.5X2.5-MM THK)						
BF			5P-8937		COMPOUND-JOINT (THERMAL)						
B - USE AS REQUIRED C - CHANGE FROM PREVIOUS TYPE F - NOT SHOWN I - REFER TO HYDRAULIC INFORMATION SYSTEM Y - SEPARATE ILLUSTRATION											

ELECTRICAL AND STARTING SYSTEM

380-1089 SENSOR GP-ENGINE (contd.)

i05239252



GRAPHIC #1

<END>

g03343063

ELECTRICAL AND STARTING SYSTEM

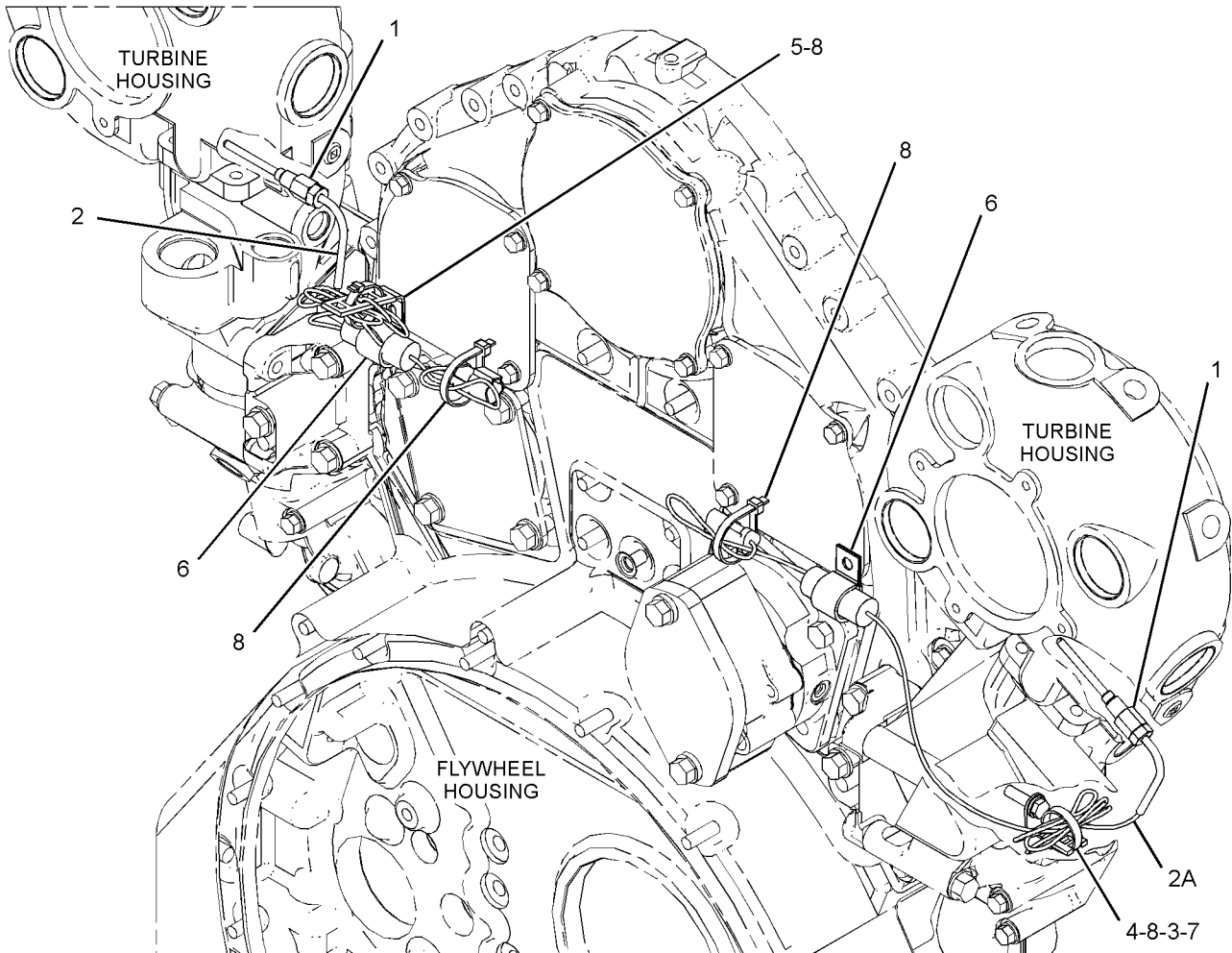
385-9115 SENSOR GP-ENGINE

EXHAUST TEMPERATURE
AN ATTACHMENT

SMCS-1000, 1050, 1718, 1906, 1907, 1912, 1917, 1923,
1924, 1925, 1928, 1929, 7400, 7422

i05280872

NOTE	REF NO	GRAPHIC REF	PART NUMBER	QTY	PART NAME						SEE PAGE
					1	2	3	4	5	6 (PRODUCT LEVEL)	
	1	1	261-6847	2	ADAPTER						
	2	1	280-9910	1	SENSOR GP-EXHAUST TEMPERATURE (RH)						
	2A	1	280-9910	1	SENSOR GP-EXHAUST TEMPERATURE (LH)						
	3	1	0S-1588	1	BOLT (3/8-16X1.25-IN)						
	4	1	350-5720	1	CLIP						
	5	1	352-3966	1	CLIP						
	6	1	4S-1962	2	CLIP						
	7	1	5M-2894	1	WASHER-HARD (10.2X18.5X2.5-MM THK)						
	8	1	7K-1181	4	STRAP-CABLE						



GRAPHIC #1

<END>

g03356449

ELECTRICAL AND STARTING SYSTEM

396-2145 SENSOR GP-ENGINE

AN ATTACHMENT

SMCS-1000, 1050, 1718, 1906, 1907, 1912, 1917, 1923,
1924, 1925, 1928, 1929, 7400, 7422

i05225172

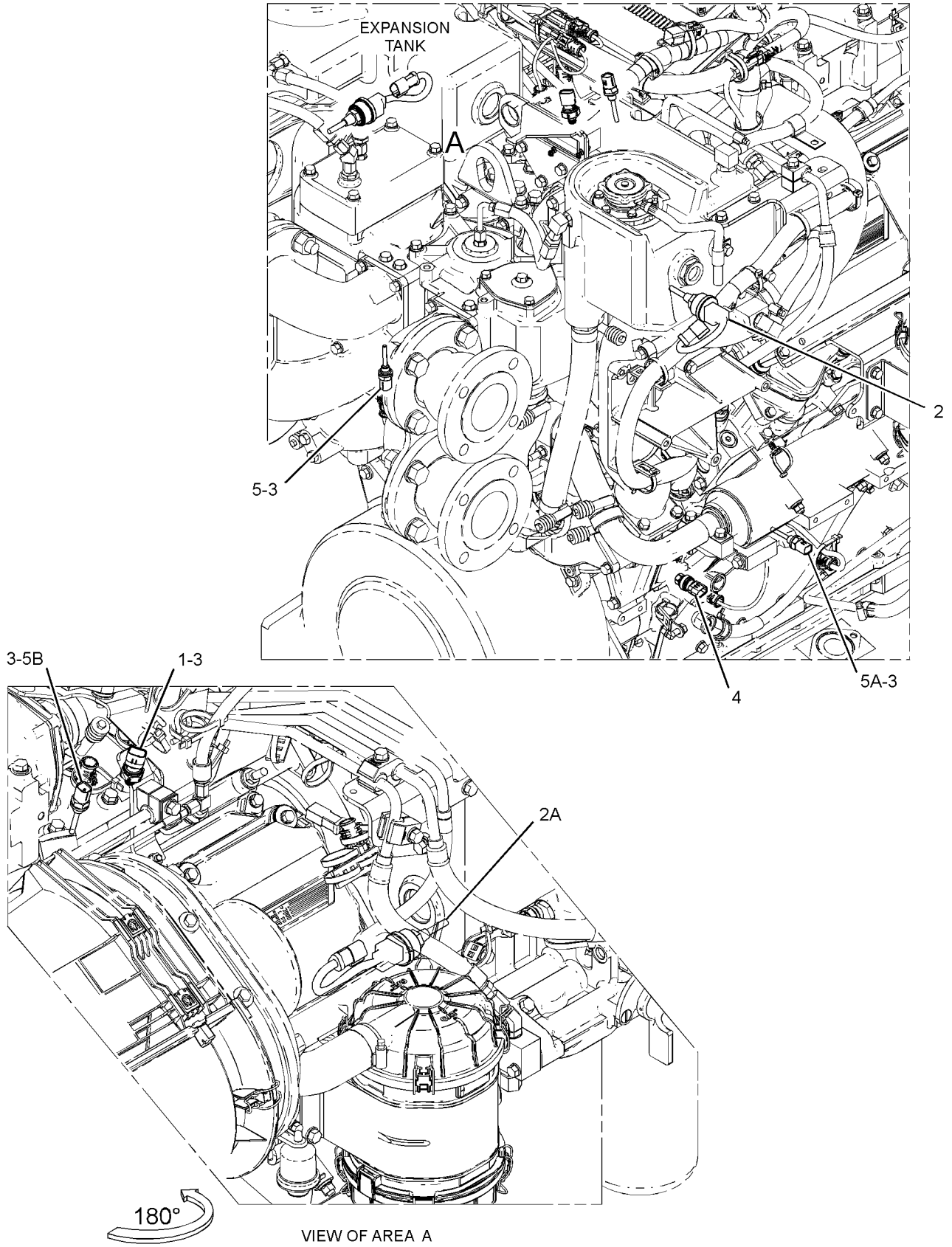
NOTE	REF NO	GRAPHIC REF	PART NUMBER	QTY	PART NAME						SEE PAGE
					1	2	3	4	5	6 (PRODUCT LEVEL)	
	1	1	296-5221	1	SENSOR AS-PRESSURE (INTAKE MANIFOLD AIR)						
Y	2	1	204-2518	1	SENSOR GP-LIQUID LEVEL (SCAC COOLANT)						284
Y	2A	1	204-2518	1	SENSOR GP-LIQUID LEVEL (JACKET WATER COOLANT)						284
	3	1	228-7100	4	SEAL-O-RING						
	4	1	274-6719	1	SENSOR GP-PRESSURE (ENGINE OIL)						
	5	1	288-3783	1	SENSOR-TEMPERATURE (JACKET WATER COOLER)						
	5A	1	288-3783	1	SENSOR-TEMPERATURE (ENGINE OIL)						
	5B	1	288-3783	1	SENSOR-TEMPERATURE (INTAKE MANIFOLD AIR)						

Y - SEPARATE ILLUSTRATION

ELECTRICAL AND STARTING SYSTEM

396-2145 SENSOR GP-ENGINE (contd.)

i05225172



GRAPHIC #1

<END>

g03345576

ELECTRICAL AND STARTING SYSTEM

396-2146 SENSOR GP-ENGINE

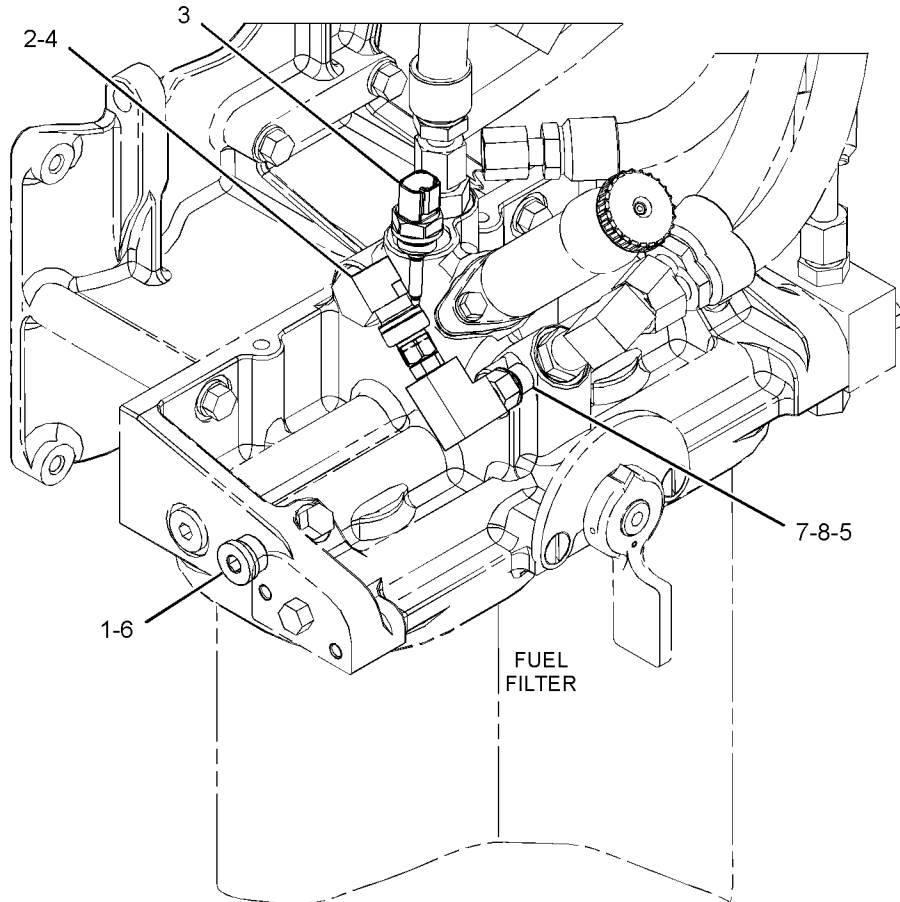
LH FUEL
AN ATTACHMENT

SMCS-1000, 1050, 1718, 1906, 1907, 1912, 1917, 1923,
1924, 1925, 1928, 1929, 7400, 7422

i05181830

NOTE	REF NO	GRAPHIC REF	PART NUMBER	QTY	PART NAME						SEE PAGE
					1	2	3	4	5	6 (PRODUCT LEVEL)	
	1	1	9S-8005	1	PLUG-O-RING						
	2	1	274-6719	1	SENSOR GP-PRESSURE (FUEL)						
Y	3	1	274-7395	1	SENSOR GP-TEMPERATURE (FUEL)						294
	4	1	214-7566	1	SEAL-O-RING						
	5	1	214-7568	1	SEAL-O-RING						
	6	1	238-5080	1	SEAL-O-RING						
	7	1	241-6217	1	ELBOW						
	8	1	9X-0262	1	ADAPTER						

Y - SEPARATE ILLUSTRATION



GRAPHIC #1

<END>

g03329910

ELECTRICAL AND STARTING SYSTEM

396-2147 SENSOR GP-ENGINE

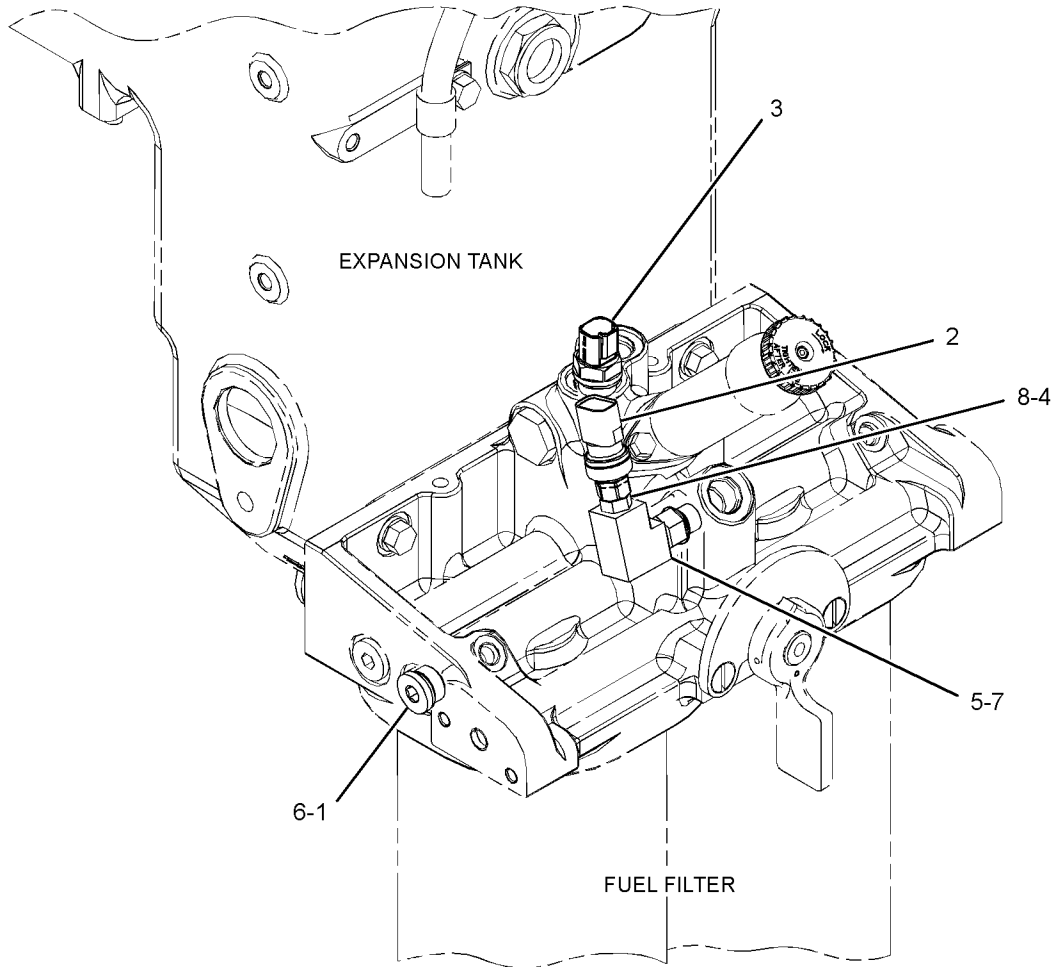
RH FUEL
AN ATTACHMENT

SMCS-1000, 1050, 1718, 1906, 1907, 1912, 1917, 1923,
1924, 1925, 1928, 1929, 7400, 7422

i05183339

NOTE	REF NO	GRAPHIC REF	PART NUMBER	QTY	PART NAME						SEE PAGE
					1	2	3	4	5	6 (PRODUCT LEVEL)	
	1	1	9S-8005	1	PLUG-O-RING						
	2	1	274-6719	1	SENSOR GP-PRESSURE (FUEL)						
Y	3	1	274-7395	1	SENSOR GP-TEMPERATURE (FUEL)						294
	4	1	214-7566	1	SEAL-O-RING						
	5	1	214-7568	1	SEAL-O-RING						
	6	1	238-5080	1	SEAL-O-RING						
	7	1	241-6217	1	ELBOW						
	8	1	9X-0262	1	ADAPTER						

Y - SEPARATE ILLUSTRATION



GRAPHIC #1

<END>

g03329915

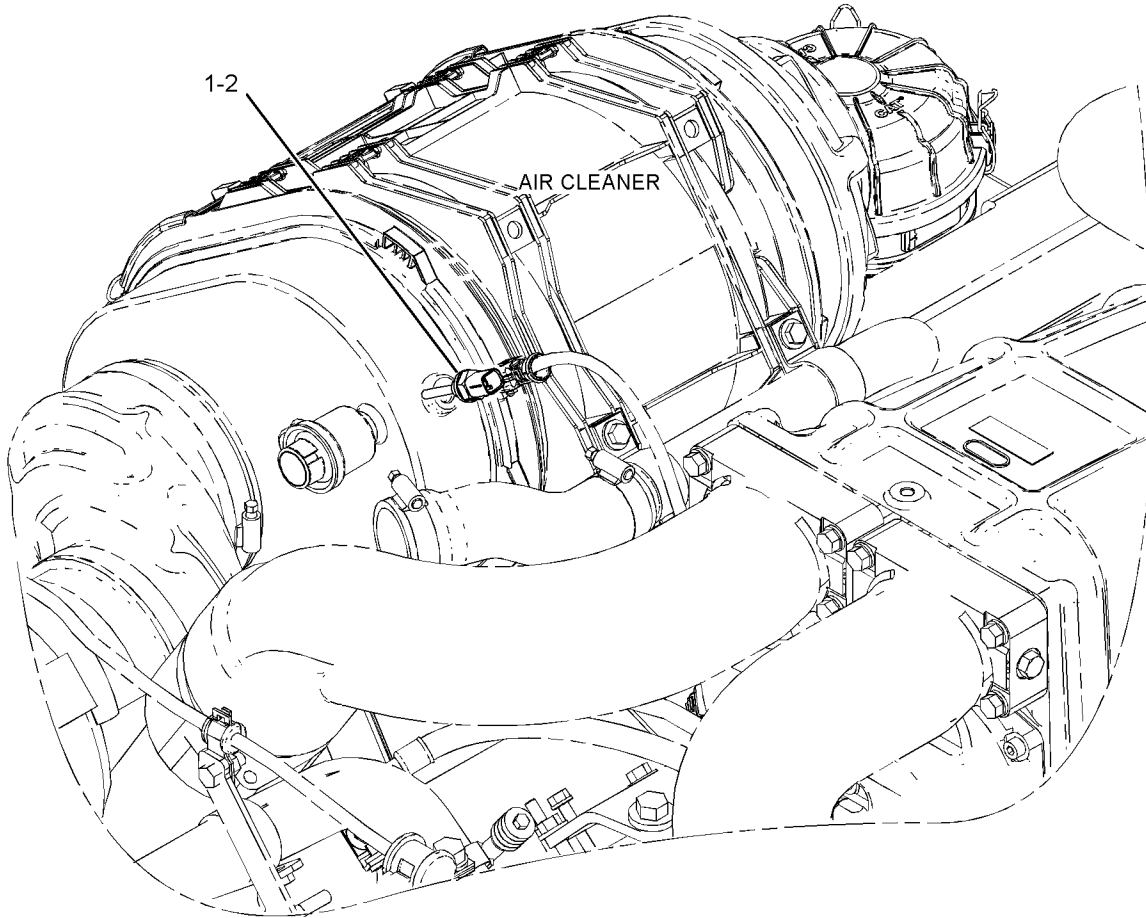
ELECTRICAL AND STARTING SYSTEM

396-2149 SENSOR GP-ENGINE-AIR TEMPERATURE AN ATTACHMENT

SMCS-1000, 1050, 1718, 1906, 1907, 1912, 1917, 1923,
1924, 1925, 1928, 1929, 7400, 7422

i05001629

NOTE	REF NO	GRAPHIC REF	PART NUMBER	QTY	PART NAME						SEE PAGE
					1	2	3	4	5	6 (PRODUCT LEVEL)	
	1	1	288-3783	1	SENSOR-TEMPERATURE (AIR)						
	2	1	228-7100	1	SEAL-O-RING						



GRAPHIC #1

<END>

g03202288

ELECTRICAL AND STARTING SYSTEM

396-2150 SENSOR GP-ENGINE

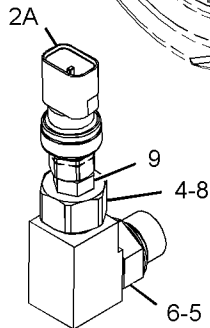
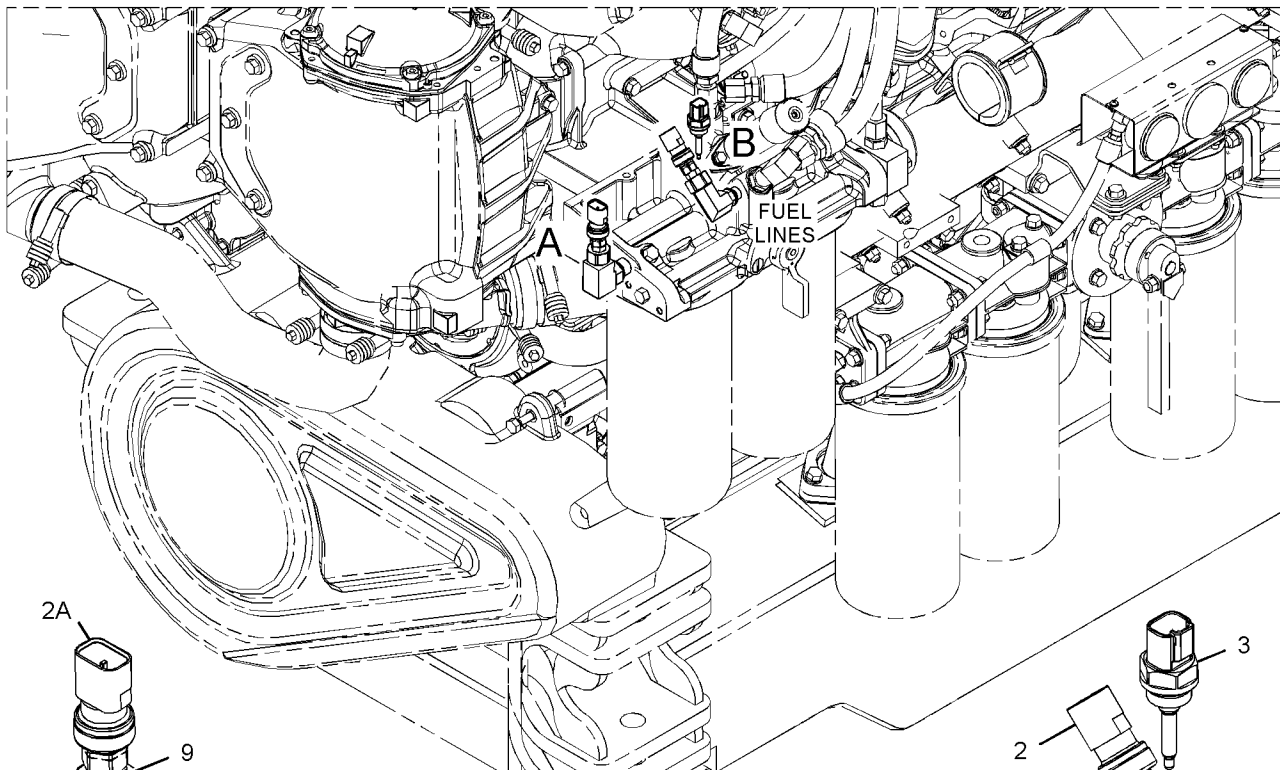
LH FUEL ALARM
AN ATTACHMENT

SMCS-1000, 1050, 1718, 1906, 1907, 1912, 1917, 1923,
1924, 1925, 1928, 1929, 7400, 7422

i05183336

NOTE	REF NO	GRAPHIC REF	PART NUMBER	QTY	PART NAME						SEE PAGE
					1	2	3	4	5	6 (PRODUCT LEVEL)	
	1	1	6V-8076	1	ELBOW						
	2	1	274-6719	1	SENSOR GP-PRESSURE (FUEL)						
	2A	1	274-6719	1	SENSOR GP-PRESSURE (ALARM LOW FUEL PRESSURE)						
Y	3	1	274-7395	1	SENSOR GP-TEMPERATURE (FUEL)						294
	4	1	380-1095	2	VALVE						
	5	1	033-6028	1	SEAL-O-RING						
	6	1	115-5411	1	ELBOW						
	8	1	214-7568	3	SEAL-O-RING						
	9	1	386-6234	2	CONNECTOR AS						
					(EACH INCLUDES)						
		1	214-7566	2	SEAL-O-RING						
		1	386-6204	1	CONNECTOR						

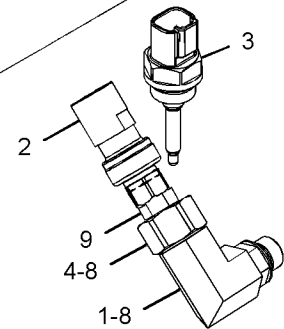
Y - SEPARATE ILLUSTRATION



VIEW OF AREA A

GRAPHIC #1

<END>



VIEW OF AREA B

g03329922

ELECTRICAL AND STARTING SYSTEM

396-2151 SENSOR GP-ENGINE

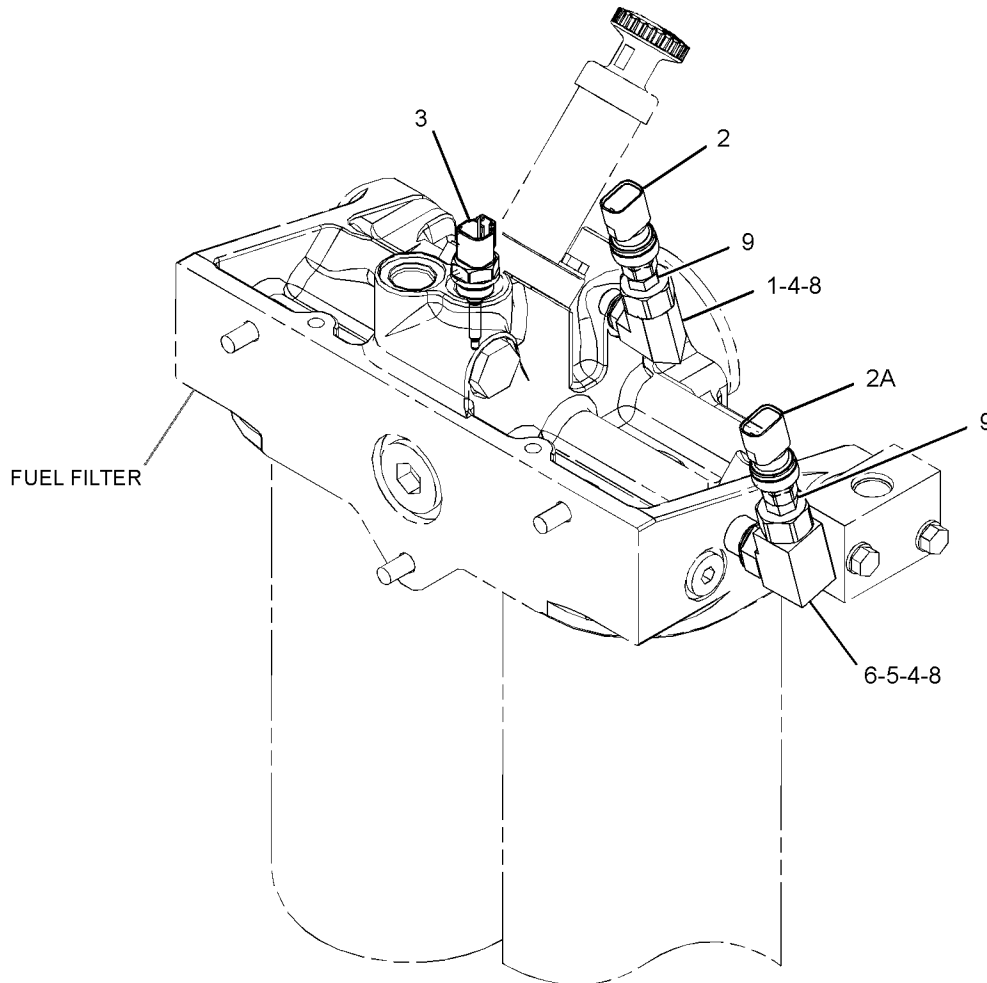
RH FUEL ALARM
AN ATTACHMENT

SMCS-1000, 1050, 1718, 1906, 1907, 1912, 1917, 1923,
1924, 1925, 1928, 1929, 7400, 7422

i05183334

NOTE	REF NO	GRAPHIC REF	PART NUMBER	QTY	PART NAME						SEE PAGE
					1	2	3	4	5	6 (PRODUCT LEVEL)	
	1	1	6V-8076	1	ELBOW						
	2	1	274-6719	1	SENSOR GP-PRESSURE (FUEL)						
	2A	1	274-6719	1	SENSOR GP-PRESSURE (ALARM LOW FUEL PRESSURE)						
Y	3	1	274-7395	1	SENSOR GP-TEMPERATURE (FUEL)						294
	4	1	380-1095	2	VALVE						
	5	1	033-6028	1	SEAL-O-RING						
	6	1	115-5411	1	ELBOW						
	8	1	214-7568	3	SEAL-O-RING						
	9	1	386-6234	2	CONNECTOR AS						
					(EACH INCLUDES)						
		1	214-7566	2	SEAL-O-RING						
		1	386-6204	1	CONNECTOR						

Y - SEPARATE ILLUSTRATION



GRAPHIC #1

g03329919

ELECTRICAL AND STARTING SYSTEM

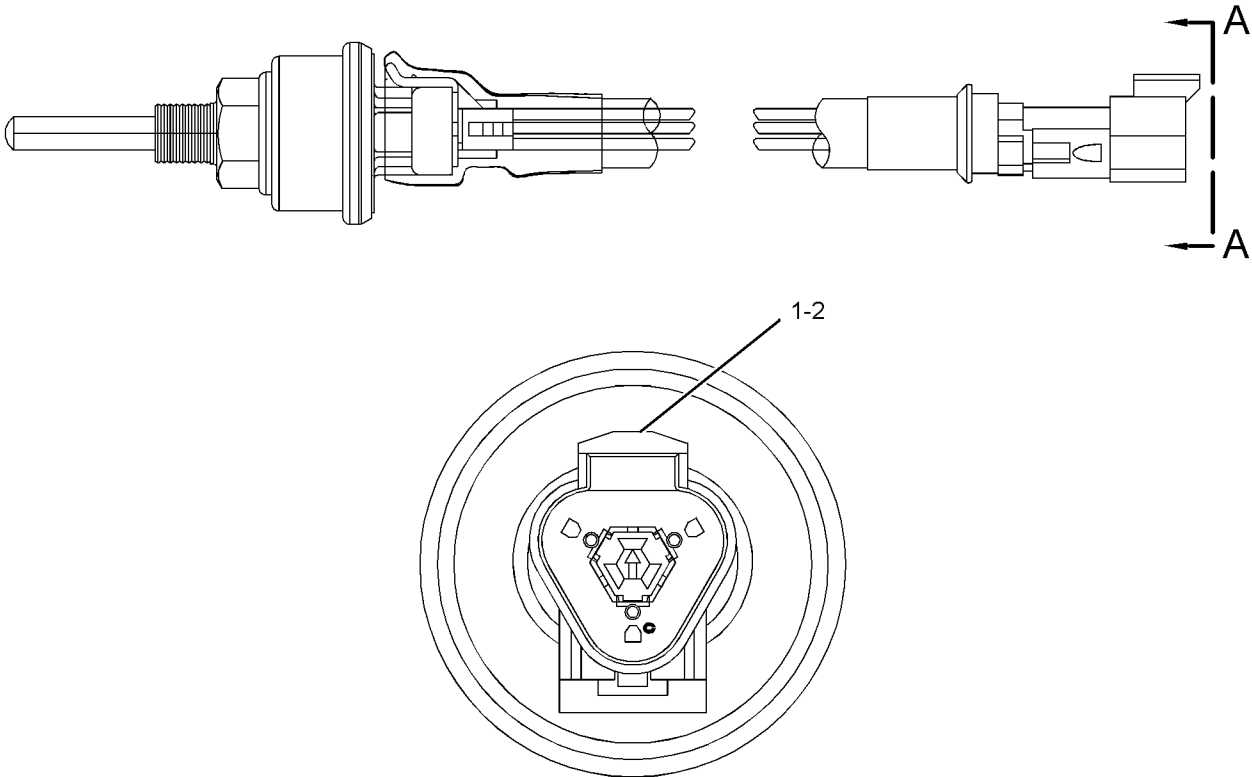
204-2518 SENSOR GP-LIQUID LEVEL

PART OF 380-1089, 396-2145 SENSOR GP-ENGINE
AN ATTACHMENT

SMCS-7422

i05195979

NOTE	REF NO	GRAPHIC REF	PART NUMBER	QTY	PART NAME						SEE PAGE
					1	2	3	4	5	6 (PRODUCT LEVEL)	
	1	1	8T-8729	3	PIN-CONNECTOR (16-GA TO 18-GA)						
	2	1	102-8803	1	KIT-RECEPTACLE (3-PIN) (INCLUDES RECEPTACLE AS & WEDGE)						



VIEW A-A

GRAPHIC #1

<END>

g01203130

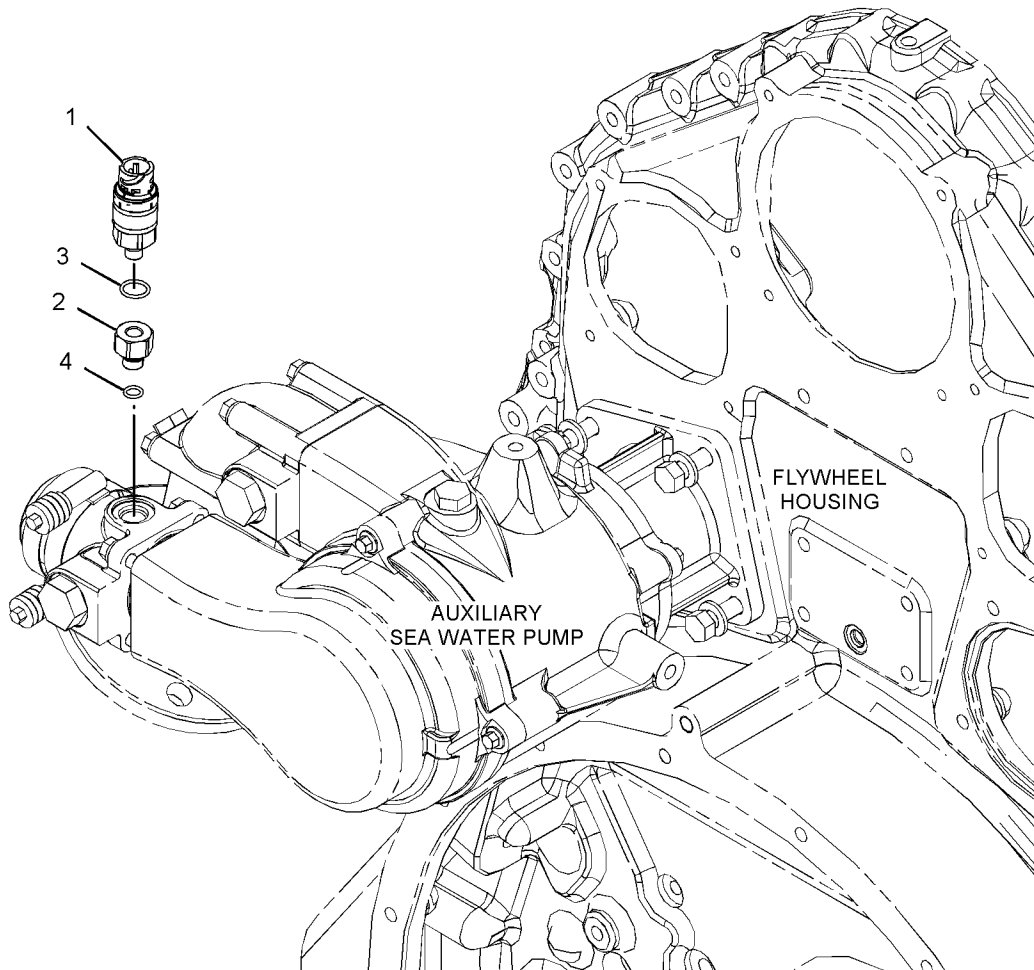
ELECTRICAL AND STARTING SYSTEM

344-3387 SENSOR GP-PRESSURE-SEA WATER AN ATTACHMENT

SMCS-1718, 1916, 1917, 1923, 1924, 1925

i05072949

NOTE	REF NO	GRAPHIC REF	PART NUMBER	QTY	PART NAME						SEE PAGE
					1	2	3	4	5	6 (PRODUCT LEVEL)	
	1	1	377-0263	1	SENSOR-PRESSURE (SEA WATER PRESSURE)						
	2	1	380-1097	1	VALVE						
	3	1	033-6028	1	SEAL-O-RING						
	4	1	228-7100	1	SEAL-O-RING						



GRAPHIC #1

<END>

g03243938

ELECTRICAL AND STARTING SYSTEM

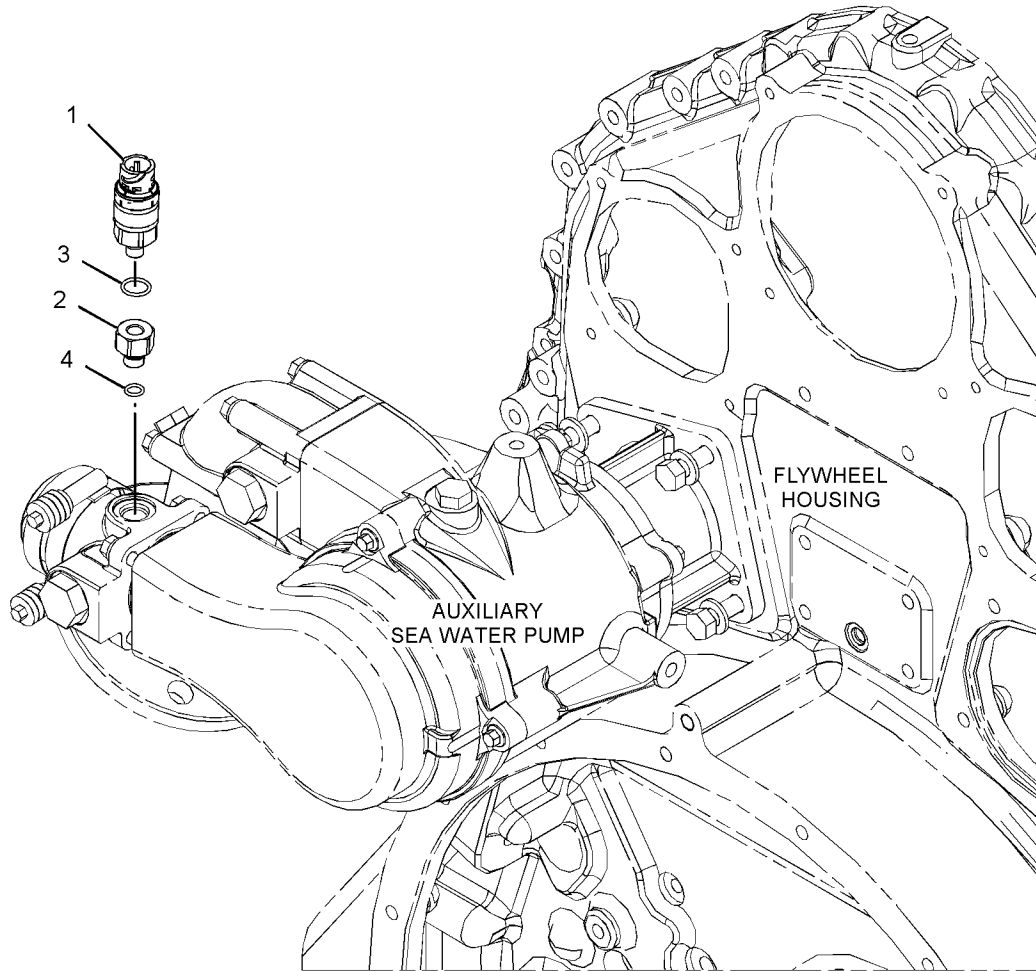
363-4041 SENSOR GP-PRESSURE

C32 SCAC T3 SEA WATER
AN ATTACHMENT

SMCS-1718, 1916, 1917, 1923, 1924, 1925

i05162109

NOTE	REF NO	GRAPHIC REF	PART NUMBER	QTY	PART NAME						SEE PAGE
					1	2	3	4	5	6 (PRODUCT LEVEL)	
	1	1	377-0263	1	SENSOR-PRESSURE (SEA WATER PRESSURE)						
	2	1	380-1097	1	VALVE						
	3	1	033-6028	1	SEAL-O-RING						
	4	1	228-7100	1	SEAL-O-RING						



GRAPHIC #1

<END>

g03243938

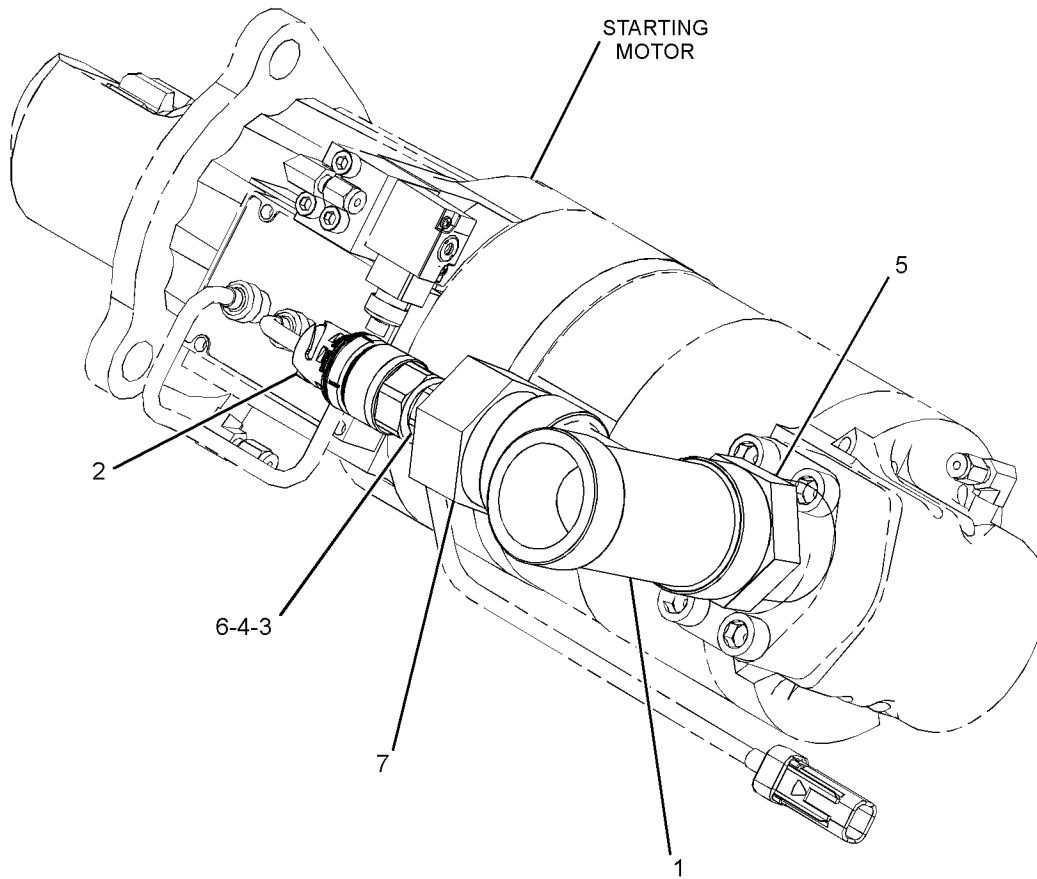
ELECTRICAL AND STARTING SYSTEM

380-1091 SENSOR GP-PRESSURE AN ATTACHMENT

SMCS-1718, 1916, 1917, 1923, 1924, 1925

i05280869

NOTE	REF NO	GRAPHIC REF	PART NUMBER	QTY	PART NAME						SEE PAGE
					1	2	3	4	5	6 (PRODUCT LEVEL)	
	1	1	6F-7701	1	TEE-PIPE						
	2	1	377-0263	1	SENSOR-PRESSURE (AIR START)						
	3	1	380-1097	1	VALVE						
	4	1	033-6028	1	SEAL-O-RING						
	5	1	109-5605	1	ADAPTER-PIPE						
	6	1	228-7100	1	SEAL-O-RING						
	7	1	315-9825	1	ADAPTER						



GRAPHIC #1

<END>

g03202416

ELECTRICAL AND STARTING SYSTEM

4P-5820 SENSOR GP-SPEED

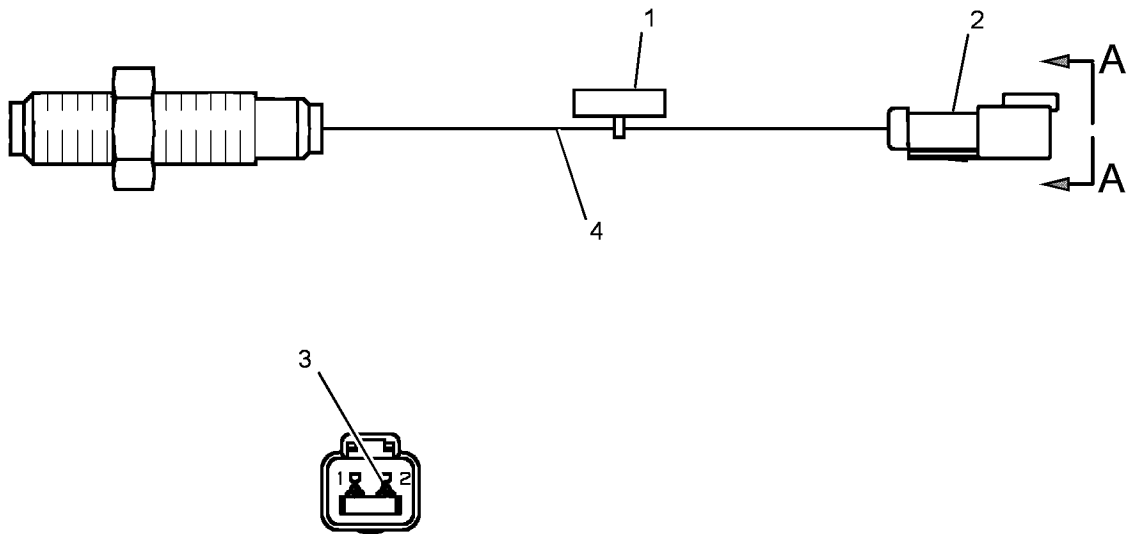
PART OF 4P-5963 SENSOR GP-SPEED
AN ATTACHMENT

SMCS-1907

i03315080

NOTE	REF NO	GRAPHIC REF	PART NUMBER	QTY	PART NAME						SEE PAGE
					1	2	3	4	5	6 (PRODUCT LEVEL)	
	1	1	171-5349	1	STRAP-MARKER						
	2	1	102-8802	2	KIT-RECEPTACLE (2-PIN)						
					(EACH INCLUDES RECEPTACLE AS & WEDGE)						
	3	1	186-3735	2	PIN-CONNECTOR (16-GA TO 18-GA)						
E	4	1	9X-1386		SLEEVE (14-CM)						

E - ORDER BY THE CENTIMETER



VIEW
A-A

GRAPHIC #1

<END>

g01242242

ELECTRICAL AND STARTING SYSTEM

4P-5963 SENSOR GP-SPEED

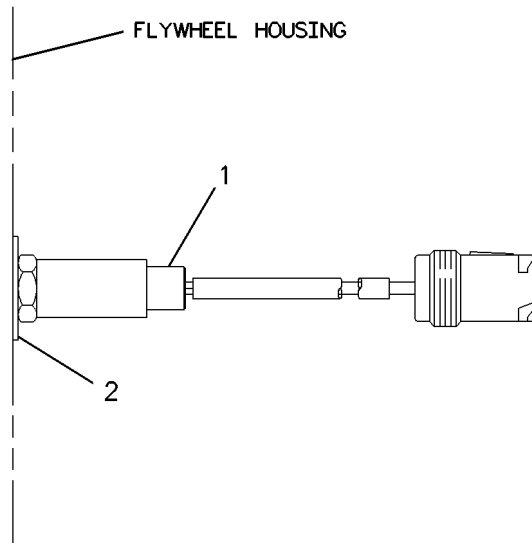
AN ATTACHMENT

SMCS-1907

i03243643

NOTE	REF NO	GRAPHIC REF	PART NUMBER	QTY	PART NAME						SEE PAGE
					1	2	3	4	5	6 (PRODUCT LEVEL)	
Y	1	1	4P-5820	1	SENSOR GP-SPEED						288
		1	3E-3364	1	RECEPTACLE (2-PIN)						
		1	3E-3365	1	WEDGE-RECEPTACLE LOCK (2-PIN)						
		1	8T-8729	2	PIN-CONNECTOR (16-GA TO 18-GA)						
E	2	1	9X-1386	1	SLEEVE (14-CM)						
		1	5P-8248	1	WASHER-HARD (20X36.5X3.5-MM THK)						

E - ORDER BY THE CENTIMETER
 Y - SEPARATE ILLUSTRATION



GRAPHIC #1

<END>

g00218249

ELECTRICAL AND STARTING SYSTEM

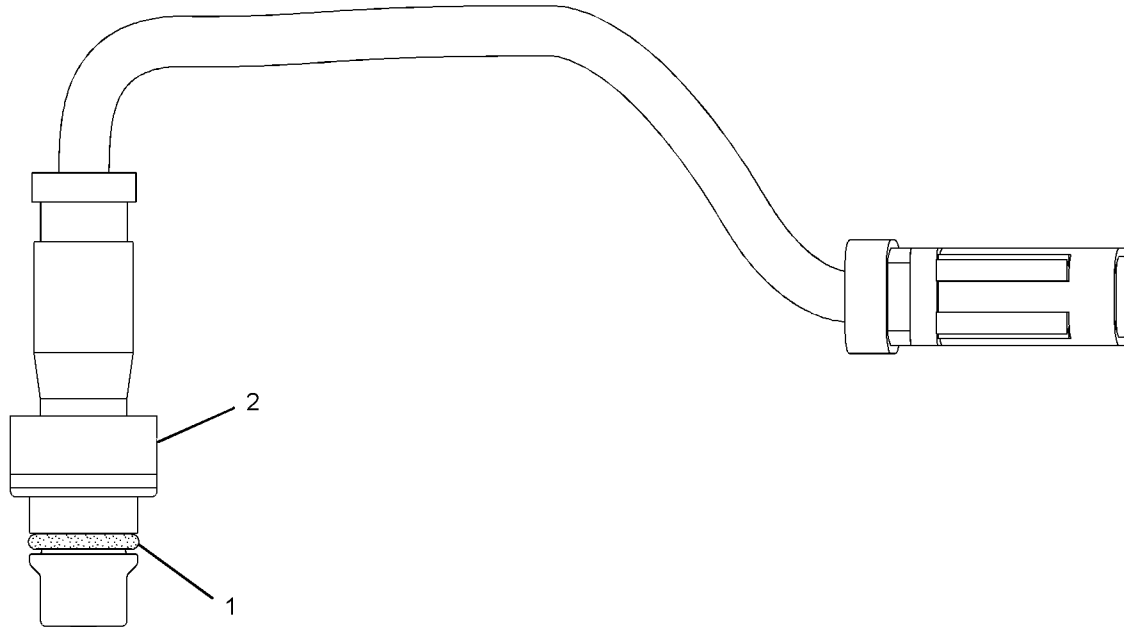
300-9805 SENSOR GP-SPEED

PART OF 371-1407 SENSOR GP-SPEED

SMCS-1907

i04450495

NOTE	REF NO	GRAPHIC REF	PART NUMBER	QTY	PART NAME						SEE PAGE
					1	2	3	4	5	6	
	1	1	228-4947	1	SEAL-O-RING						
	2	1	279-9828	1	SENSOR GP-SPEED						



GRAPHIC #1

<END>

g02168513

ELECTRICAL AND STARTING SYSTEM

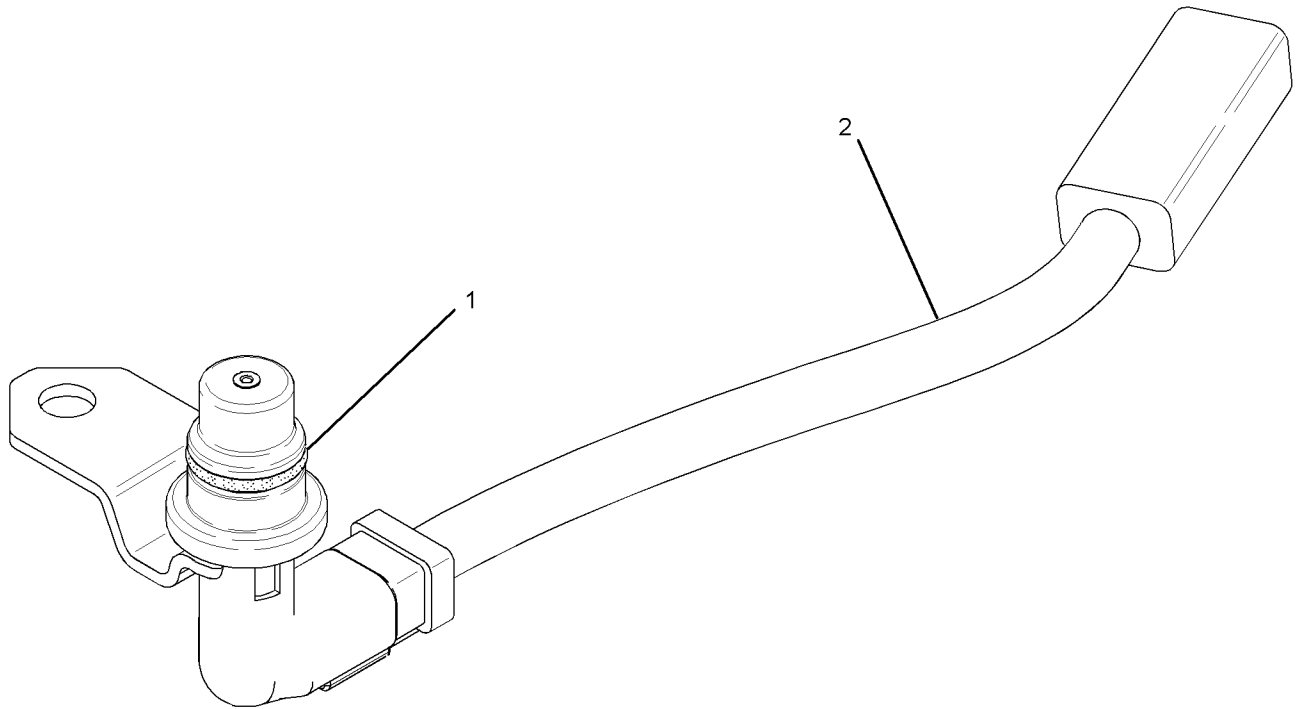
300-9806 SENSOR GP-SPEED

PART OF 371-1407 SENSOR GP-SPEED

SMCS-1907

i04450489

NOTE	REF NO	GRAPHIC REF	PART NUMBER	QTY	PART NAME						SEE PAGE
					1	2	3	4	5	6	
	1	1	228-4947	1	SEAL-O-RING						
	2	1	279-9829	1	SENSOR GP-SPEED						



GRAPHIC #1

<END>

g01333640

ELECTRICAL AND STARTING SYSTEM

318-1179 SENSOR GP-SPEED

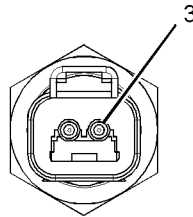
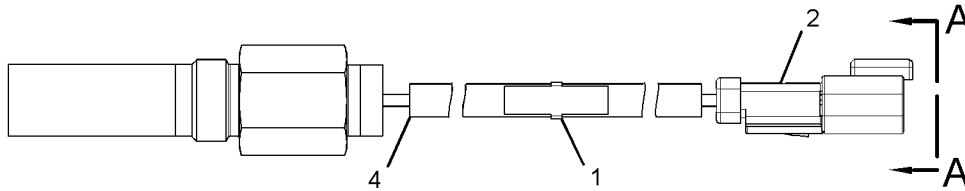
MAGNETIC. HIGH OUTPUT
PART OF 380-1089 SENSOR GP-ENGINE
AN ATTACHMENT

SMCS-1907

i04793322

NOTE	REF NO	GRAPHIC REF	PART NUMBER	QTY	PART NAME						SEE PAGE
					1	2	3	4	5	6 (PRODUCT LEVEL)	
	1	1	171-5349	1	STRAP-MARKER						
	2	1	102-8802	1	KIT-RECEPTACLE (2-PIN) (INCLUDES RECEPTACLE AS & WEDGE)						
	3	1	9X-3401	2	PIN-CONNECTOR (16-GA TO 18-GA) -OR-						
		1	126-1767	2	PIN-CONNECTOR (14-GA TO 16-GA)						
E	4	1	329-0418		SLEEVE (14-CM)						

E - ORDER BY THE CENTIMETER



VIEW A-A

GRAPHIC #1

<END>

g03177638

ELECTRICAL AND STARTING SYSTEM

371-1407 SENSOR GP-SPEED

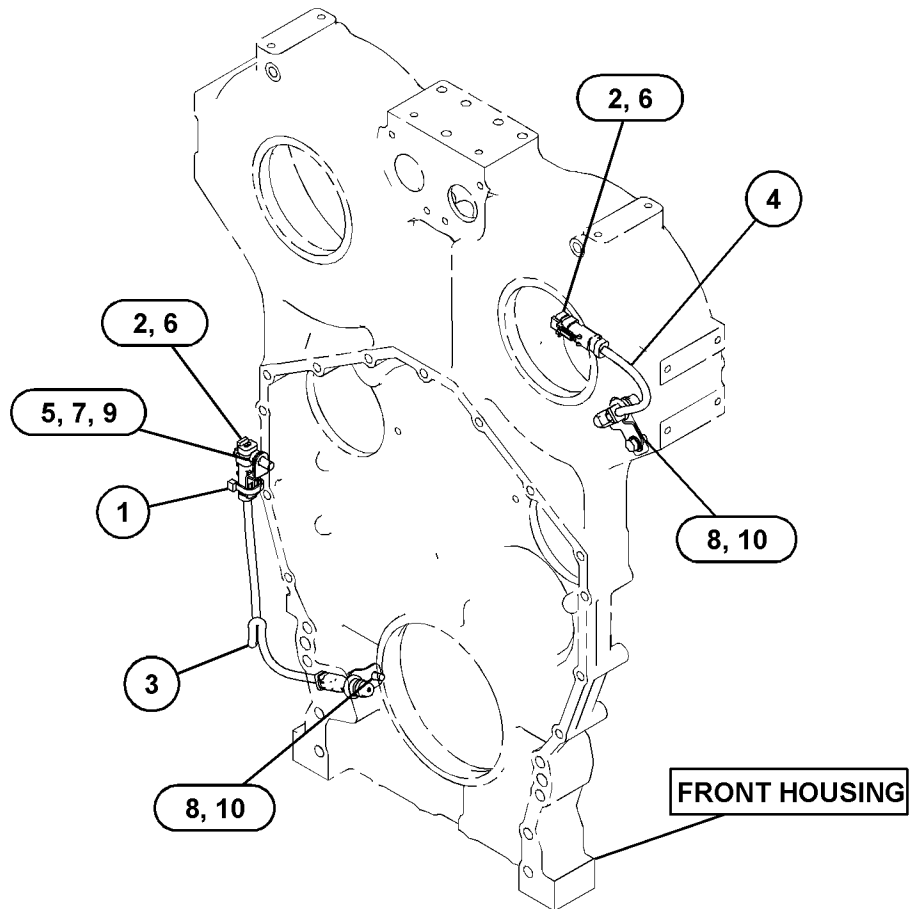
FOR USE WITH MARINE APPLICATIONS W/AMPSEAL CONNECTIONS
 CANNOT BE USED WITH WIRING HARNESSSES W/DEUTSCH CONNECTIONS FOR SPEED TIMING

SMCS-1907

i04877693

NOTE	REF NO	GRAPHIC REF	PART NUMBER	QTY	PART NAME						SEE PAGE
					1	2	3	4	5	6	
	1	1	7K-1181	1	STRAP-CABLE						
	2	1	8T-8737	4	PLUG-SEAL						
Y	3	1	300-9805	1	SENSOR GP-SPEED (TIMING, CRANKSHAFT)						290
Y	4	1	300-9806	1	SENSOR GP-SPEED (TIMING, CAMSHAFT)						291
	5	1	0S-0509	1	BOLT (3/8-16X0.75-IN)						
	6	1	230-4011	2	PLUG AS-CONNECTOR (2-PIN)						
					(EACH INCLUDES)						
		1	264-7029	1	SEAL-CONNECTOR						
	7	1	269-7680	1	CLIP						
	8	1	2H-3755	2	BOLT (5/16-18X0.43-IN)						
	9	1	5M-2894	1	WASHER-HARD (10.2X18.5X2.5-MM THK)						
	10	1	9M-1974	2	WASHER-HARD (8.8X16X2-MM THK)						

Y - SEPARATE ILLUSTRATION



GRAPHIC #1

<END>

g03300338

ELECTRICAL AND STARTING SYSTEM

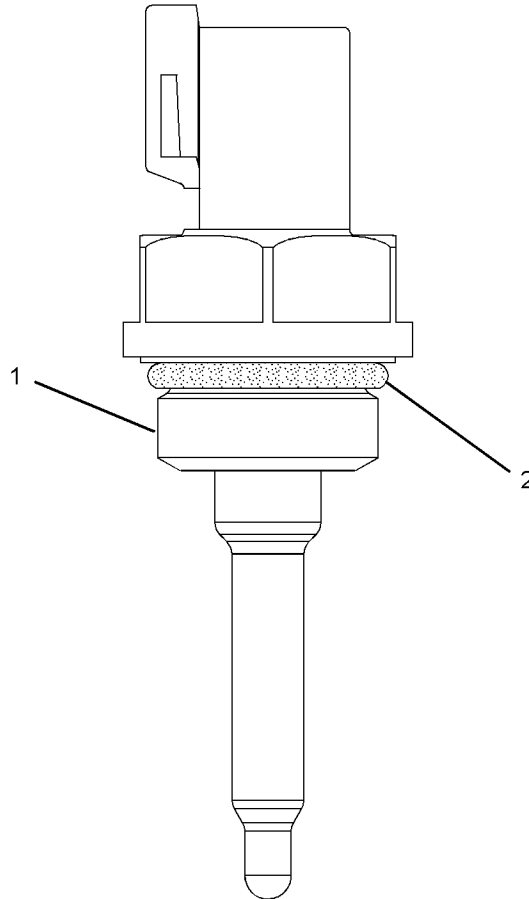
274-7395 SENSOR GP-TEMPERATURE

PART OF 396-2146, 396-2147, 396-2150, 396-2151 SENSOR GP-ENGINE
AN ATTACHMENT

SMCS-1906, 1919, 1921, 1922, 1928, 1929

i03886183

NOTE	REF NO	GRAPHIC REF	PART NUMBER	QTY	PART NAME						SEE PAGE
					1	2	3	4	5	6 (PRODUCT LEVEL)	
	1	1	264-4297	1	SENSOR AS-TEMPERATURE						
		1	137-6645	1	PAD-CONNECTOR						
	2	1	238-5080	1	SEAL-O-RING						



GRAPHIC #1

<END>

g01353734

ELECTRICAL AND STARTING SYSTEM

382-9606 STARTING MOTOR GP-AIR

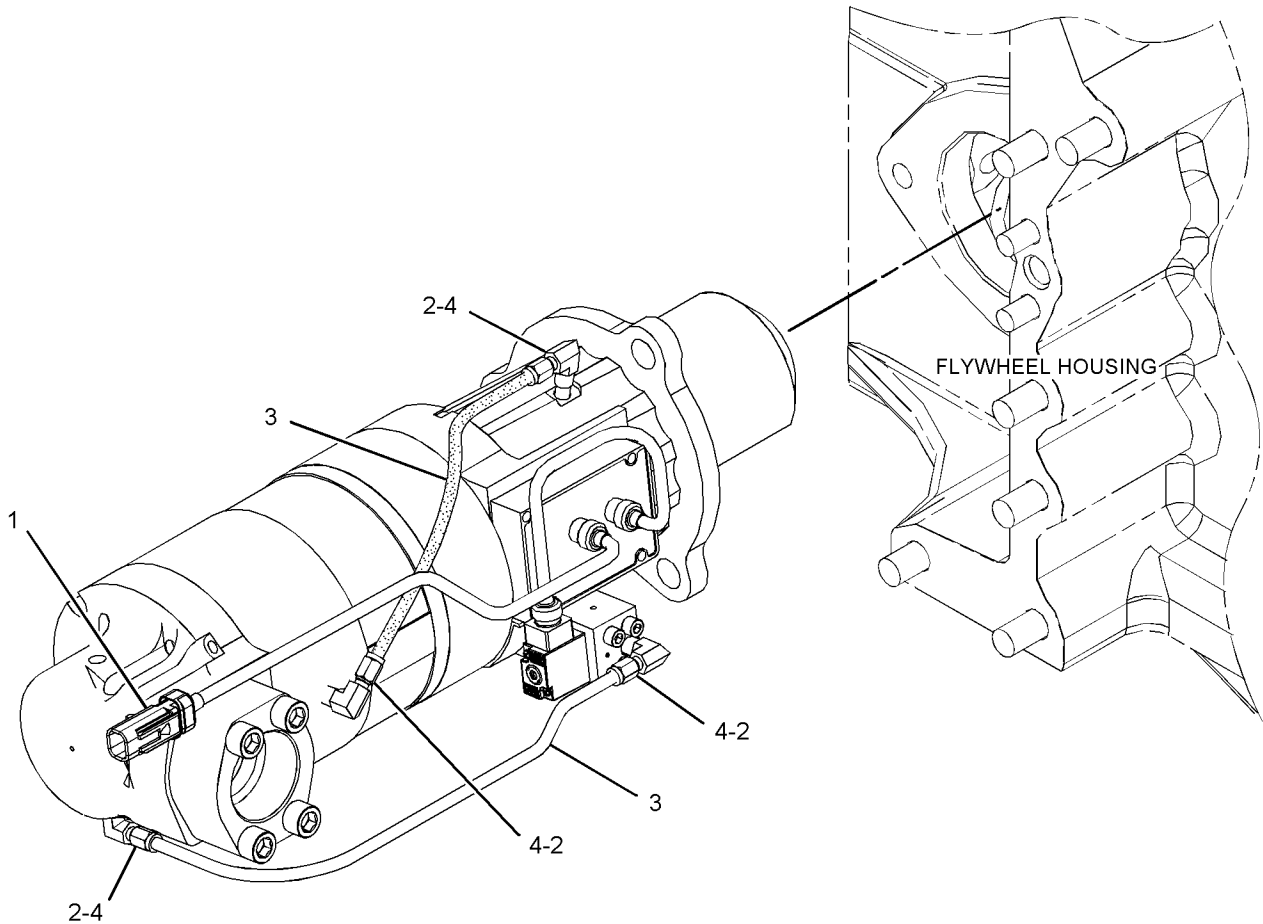
PART OF 382-9609 STARTING MOTOR GP-AIR
AN ATTACHMENT

SMCS-1451

i04901820

NOTE	REF NO	GRAPHIC REF	PART NUMBER	QTY	PART NAME						SEE PAGE
					1	2	3	4	5	6 (PRODUCT LEVEL)	
	1	1	297-5479	1	RECEPTACLE AS-CONNECTOR (2-PIN)						
	2	1	6K-1972	4	ELBOW-FLARED						
E	3	1	224-7696		HOSE (50-CM)						
	4	1	146-3367	4	COUPLING AS-PERMANENT						
					AVAILABLE REPAIR KIT(S):						
			278-0513	1	KIT-STARTER REPAIR (KIT INCLUDES STARTER DRIVE)						
			385-1748	1	KIT-ENGINE OVERHAUL (KIT INCLUDES O-RING, BEARING, SCREW, RING, SPACER, SHIM, ELEMENT, SHAFT, LOCTITE, AND WASHER)						
			385-1749	1	KIT-SERVICE (KIT INCLUDES O-RING, SCREW, AND LOCTITE)						

E - ORDER BY THE CENTIMETER



GRAPHIC #1

<END>

g02793579

ELECTRICAL AND STARTING SYSTEM

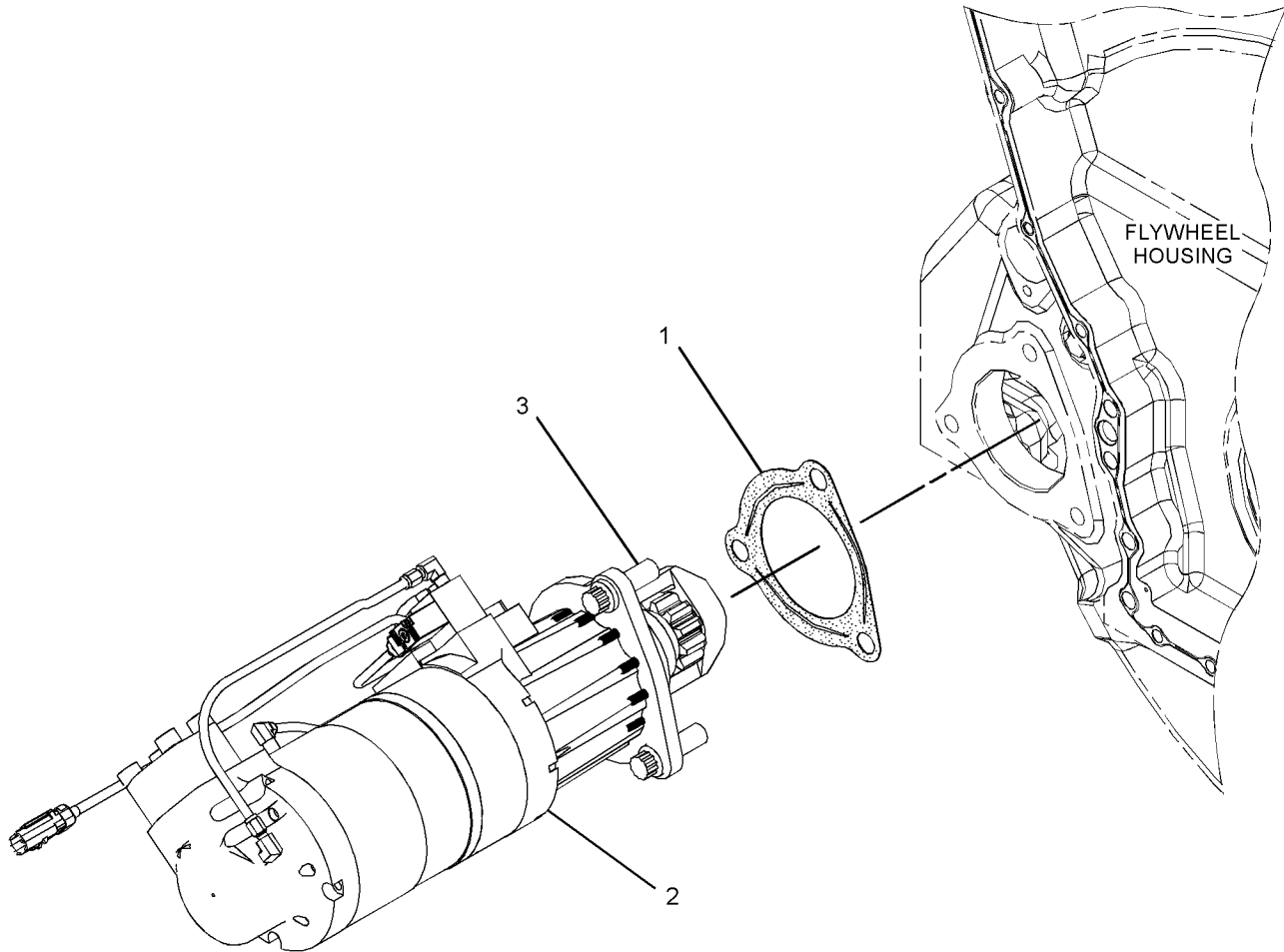
382-9609 STARTING MOTOR GP-AIR AN ATTACHMENT

SMCS-1451

i04777235

NOTE	REF NO	GRAPHIC REF	PART NUMBER	QTY	PART NAME						SEE PAGE
					1	2	3	4	5	6 (PRODUCT LEVEL)	
	1	1	9Y-6089	1	GASKET						
Y	2	1	382-9606	1	STARTING MOTOR GP-AIR						295
	3	1	7J-8902	3	BOLT-12 POINT HEAD (5/8-11X1.5-IN)						

Y - SEPARATE ILLUSTRATION



GRAPHIC #1

<END>

g02794894

ELECTRICAL AND STARTING SYSTEM

349-6530 STARTING MOTOR GP-ELECTRIC*R

24-VOLT

PART OF 355-8842 STARTING MOTOR GP-ELECTRIC
AN ATTACHMENT

SMCS-1453

i04929470

NOTE	REF NO	GRAPHIC REF	PART NUMBER	QTY	PART NAME						SEE PAGE
					1	2	3	4	5	6 (PRODUCT LEVEL)	
	1	1	7M-0326	1	CONNECTOR						
	2	1	9H-3757	2	WASHER (0.516X1X0.094-IN THK)						
	3	1	1S-7446	3	SCREW-MACHINE (8-32X0.437-IN)						
	4	1	8C-9660	3	WASHER (4.6X7.9X0.8-MM THK)						
	5	1	9S-2544	9	SCREW-HEX HEAD (8-32X11.13-MM)						
	6	1	7M-0327	1	WASHER-THRUST (17.4X25.4X1.6-MM THK)						
	7	1	3T-3418	1	FRAME AS-END						
		1	3T-3423	1	CUP						
		1	3T-3424	1	PLUG-FELT						
		1	9G-4101	1	BUSHING-END						
Y	8	1	3T-9525	1	PLATE AS-BRUSH (STARTING MOTOR)						272
	9	1	1T-0808	2	WASHER (0.516X0.812X0.09-IN THK)						
	10	1	3T-3422	1	WIRE AS						
	11	1	2J-8163	2	SEAL-O-RING						
	12	1	7X-3373	1	BOLT (5/16-18X0.88-IN)						
	13	1	5J-5314	5	BOLT (5/16-18X1.5-IN)						
	14	1	3L-3380	1	BUSHING-TERMINAL						
	15	1	8C-3089	1	SEAL-O-RING						
	16	1	4M-1853	1	LEVER AS-SHIFT						
	17	1	5M-3034	1	LOCKNUT (5/16-24-THD)						
	18	1	7L-2894	4	GASKET						
	19	1	4M-1831	4	PLUG-LEVER HOUSING						
	20	1	4M-1854	1	SHAFT-LEVER						
	21	1	1H-1023	1	SEAL-O-RING						
	22	1	2D-6392	1	SEAL-O-RING						
	23	1	7T-3974	1	HOUSING AS-DRIVE						
	24	1	6N-3826	1	DRIVE AS-MOTOR						
	25	1	2H-3429	1	RING-RETAINING						
	26	1	6V-1322	4	BOLT (1/4-20X0.375-IN)						
	27	1	8T-4205	1	WASHER-HARD (7.2X14.5X2-MM THK)						
	28	1	6N-3279	1	INSULATOR						
	29	1	0S-1597	13	BOLT (1/4-28X1-IN)						
	30	1	1M-9971	1	SPACER (0.835X1.72X0.188-IN THK)						
	31	1	1H-2629	3	STRIP-INSULATION						
	32	1	7M-0324	1	COIL AS-FIELD						
	33	1	3R-8797	12	SCREW & WASHER AS (3/8-24X0.72-IN)						
	34	1	7F-3488	6	SHOE-POLE						
	35	1	7M-8651	1	ARMATURE AS						
	36	1	7M-0325	1	INSULATOR						
	37	1	3T-9524	6	BRUSH AS						
	38	1	3N-3763	1	KIT-TERMINAL (STARTING MOTOR) (KIT INCLUDES BUSHINGS & WASHERS)						
	40	1	3R-8801	1	CLAMP						
	41	1	8F-1434	2	LOCKWASHER						
	42	1	6V-8188	6	NUT (1/2-13-THD)						
	43	1	7X-0562	6	WASHER-HARD (13.5X19X0.8-MM THK)						
	44	1	4B-2049	6	NUT (10-32-THD)						
	45	1	8T-0328	10	WASHER-HARD (5.5X10X1-MM THK)						
	46	1	3T-9494	6	SPRING						
	47	1	349-6255	1	HOUSING AS						
	48	1	9G-4101	1	BUSHING-END						
	49	1	3T-3424	3	PLUG-FELT						
	50	1	3T-3423	3	CUP						
	51	1	1M-9968	1	BUSHING						
	52	1	2F-6678	1	SEAL-LIP TYPE						
	53	1	4L-2729	1	WASHER (0.844X1.9X0.188-IN THK)						
	54	1	4M-1896	1	BUSHING-TERMINAL						

ELECTRICAL AND STARTING SYSTEM

349-6530 **STARTING MOTOR GP-ELECTRIC (contd.)**

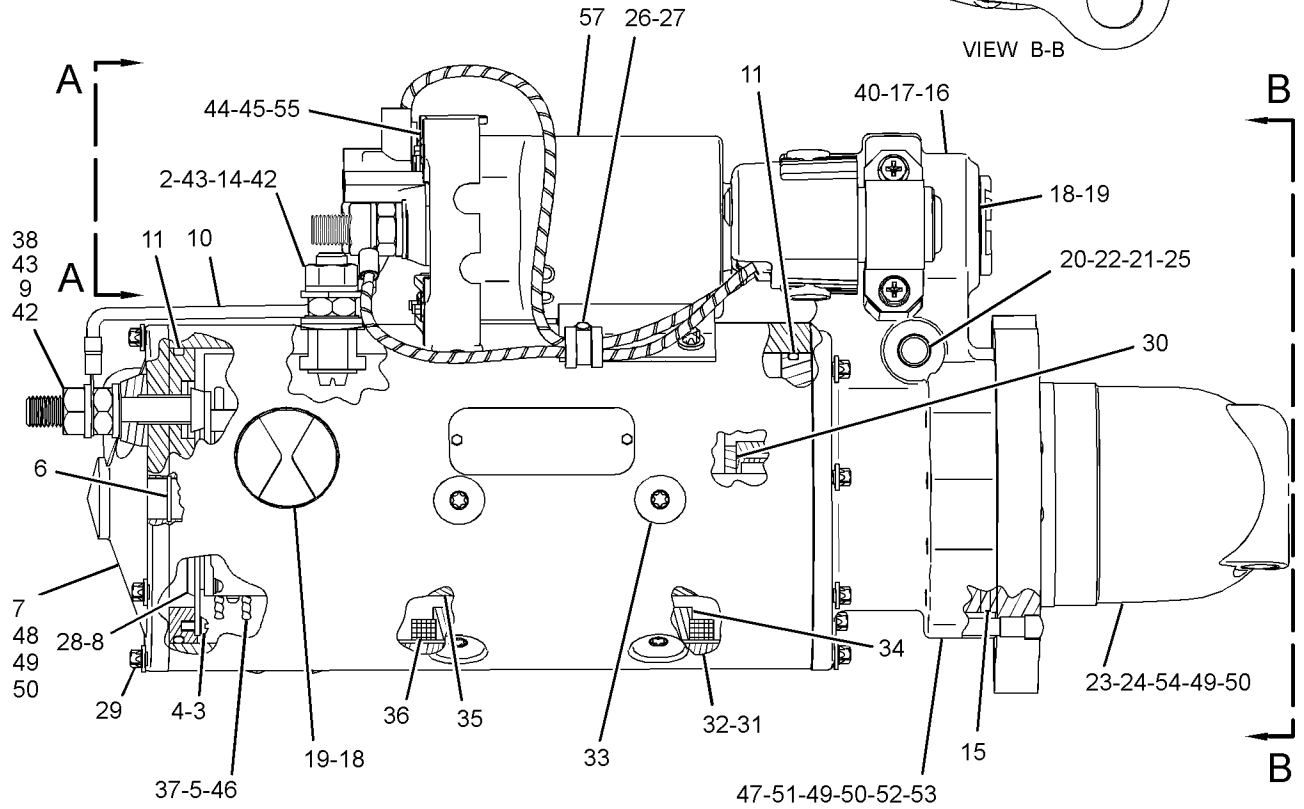
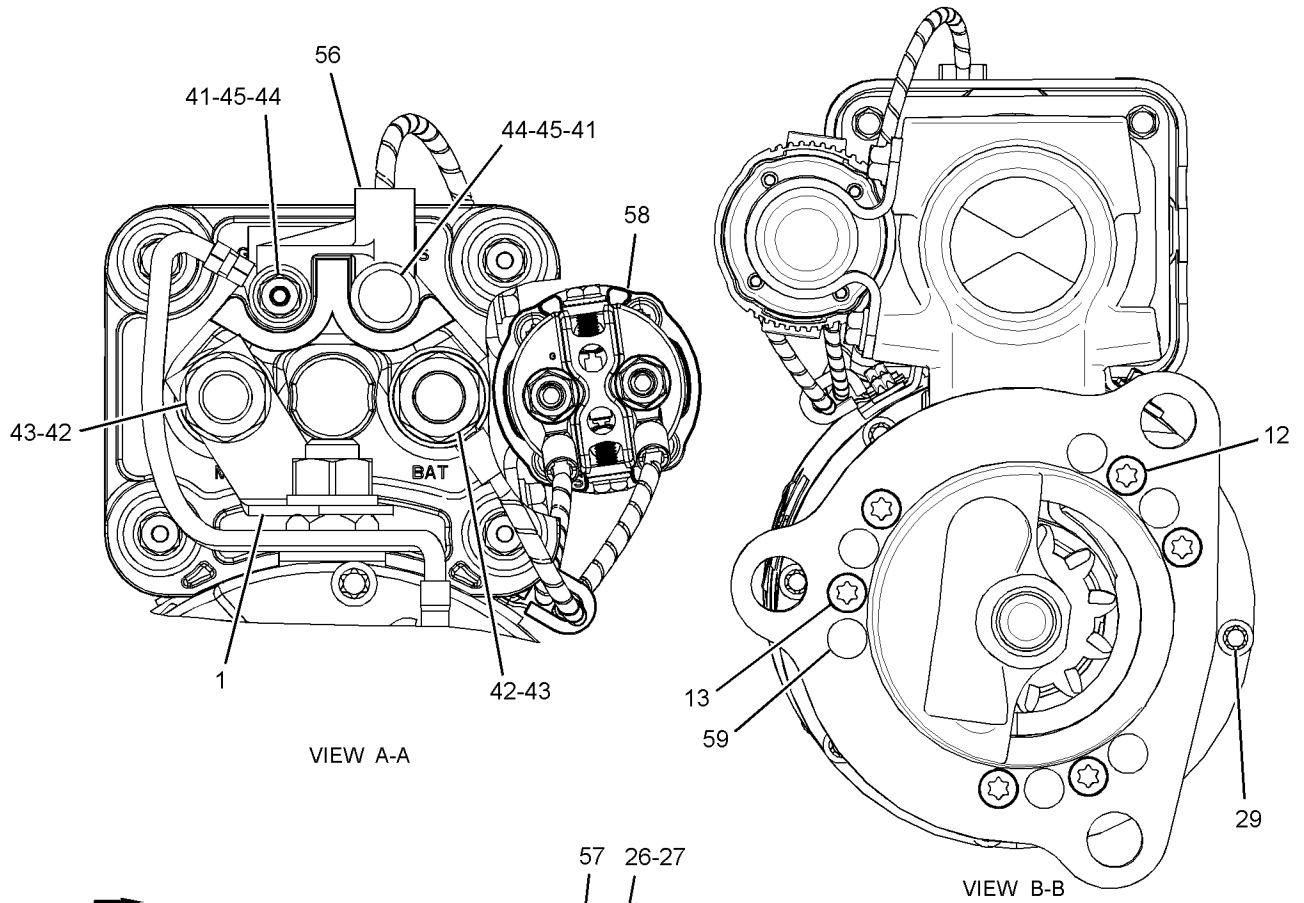
i04929470

NOTE	REF NO	GRAPHIC REF	PART NUMBER	QTY	PART NAME						SEE PAGE
					1	2	3	4	5	6 (PRODUCT LEVEL)	
	55	1	045-4065	4	SCREW-MACHINE (10-32X0.75-IN)						
	56	1	125-6535	1	COVER-STARTING MOTOR						
	57	1	338-3453	1	SOLENOID AS-STARTING MOTOR (24-VOLT)						
		1	3R-8801	1	CLAMP						
	58	1	352-7994	1	KIT-SWITCH (RELAY)						
					(KIT INCLUDES STARTER RELAY SWITCH AS, JUMP START PROTECTION COVER, BOLTS, ANCHOR & CLAMP)						
	59	1	3T-3434	6	PLUG						
Y - SEPARATE ILLUSTRATION											

ELECTRICAL AND STARTING SYSTEM

349-6530 STARTING MOTOR GP-ELECTRIC (contd.)

i04929470



GRAPHIC #1

<END>

g03100476

ELECTRICAL AND STARTING SYSTEM

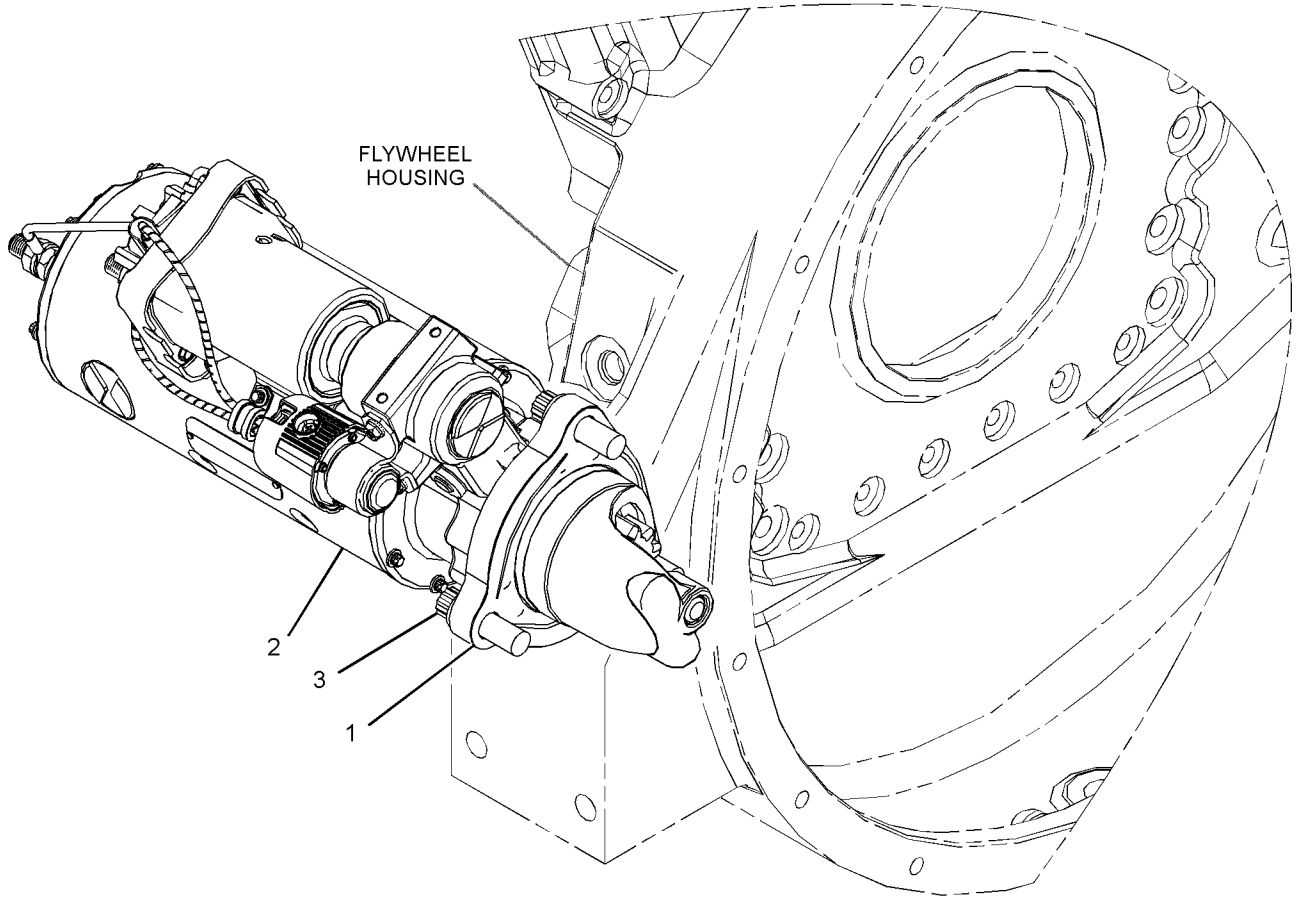
355-8842 STARTING MOTOR GP-ELECTRIC AN ATTACHMENT

SMCS-1453

i04888043

NOTE	REF NO	GRAPHIC REF	PART NUMBER	QTY	PART NAME						SEE PAGE
					1	2	3	4	5	6 (PRODUCT LEVEL)	
	1	1	9Y-6089	1	GASKET						
YR	2	1	349-6530	1	STARTING MOTOR GP-ELECTRIC (24-VOLT) (LH)						297
	3	1	8S-2332	3	BOLT-12 POINT HEAD (5/8-11X1.75-IN)						

R - REMFG PART MAY BE AVAILABLE
Y - SEPARATE ILLUSTRATION



GRAPHIC #1

<END>

g03293819

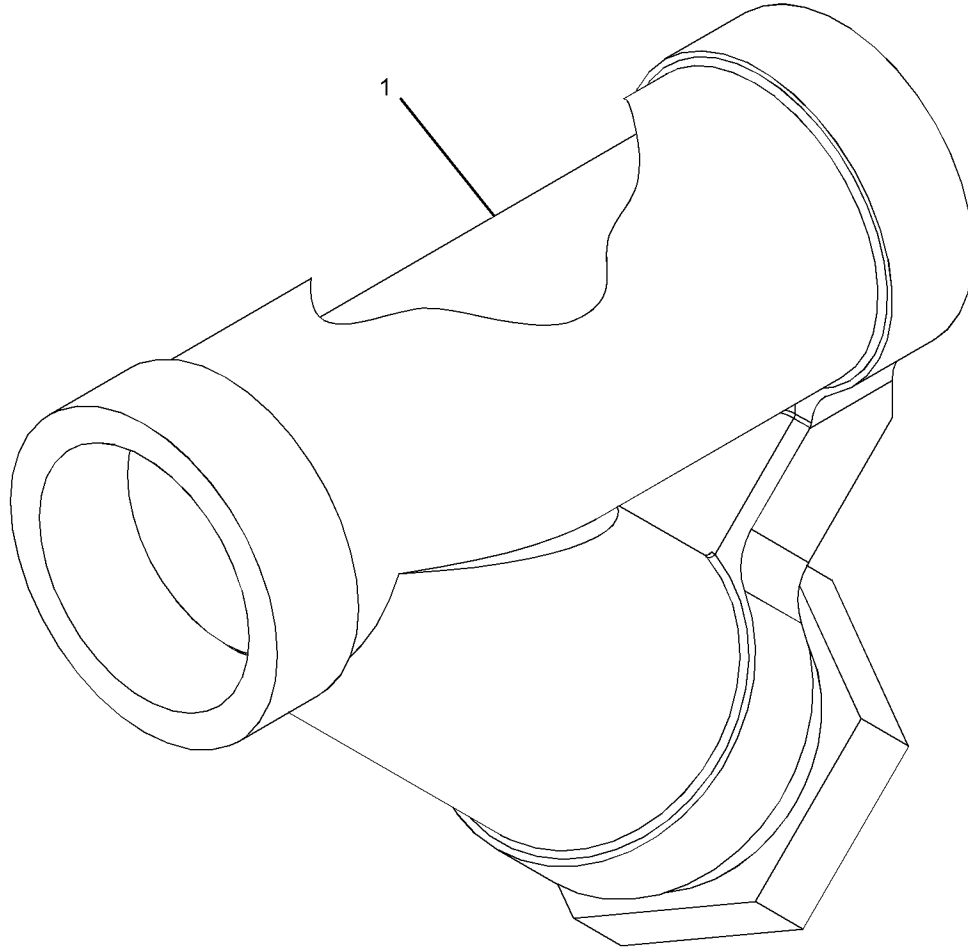
ELECTRICAL AND STARTING SYSTEM

146-5215 STRAINER GP-AIR LINES AN ATTACHMENT

SMCS-1451

i02797990

NOTE	REF NO	GRAPHIC REF	PART NUMBER	QTY	PART NAME						SEE PAGE
					1	2	3	4	5	6 (PRODUCT LEVEL)	
	1	1	146-5216	1	SCREEN-STRAINER (STARTING MOTOR AIR LINES)						



GRAPHIC #1

<END>

g01398706

ELECTRICAL AND STARTING SYSTEM

385-9120 WIRING GP-ALTERNATOR

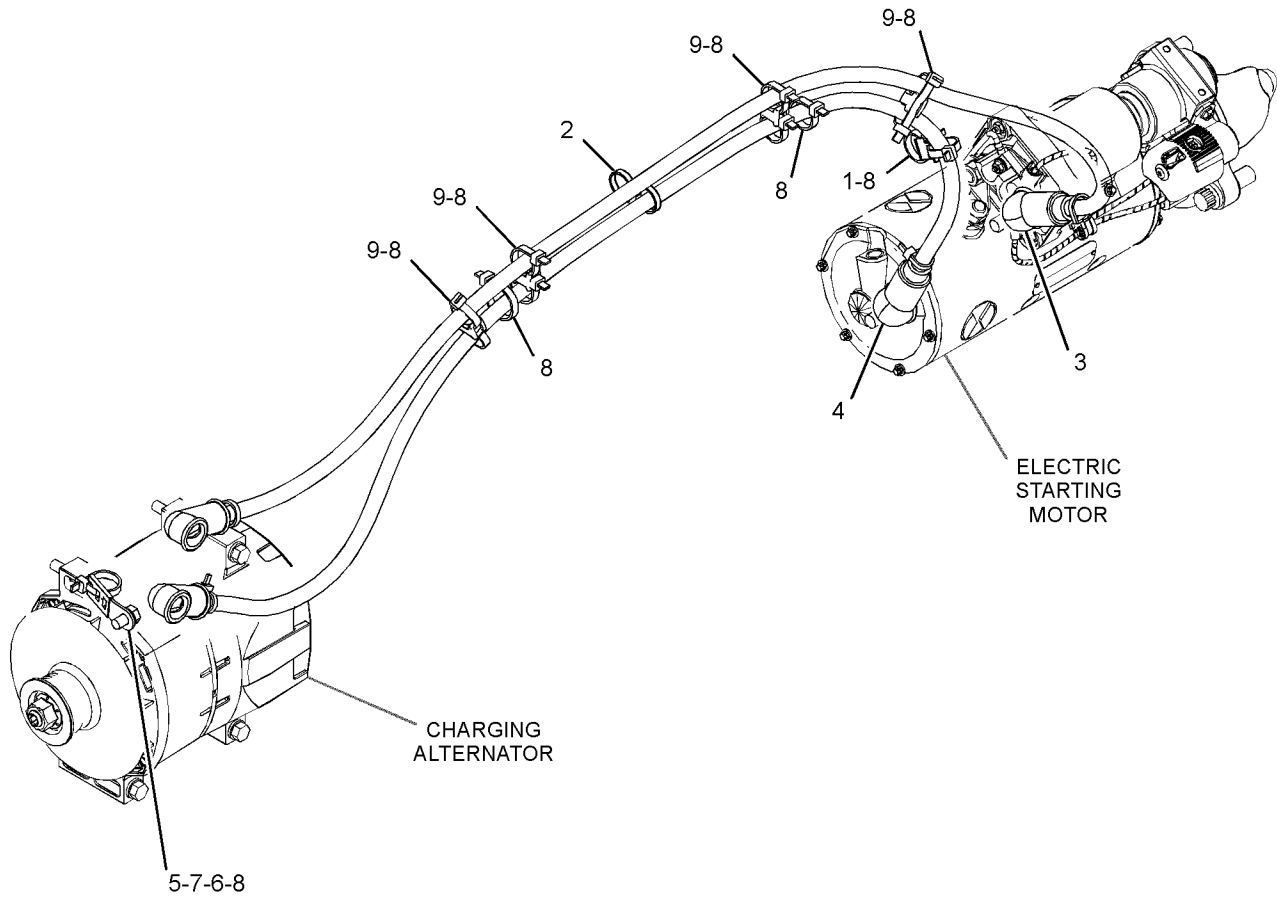
LH
AN ATTACHMENT

SMCS-1405, 1408

i05183303

NOTE	REF NO	GRAPHIC REF	PART NUMBER	QTY	PART NAME						SEE PAGE
					1	2	3	4	5	6 (PRODUCT LEVEL)	
	1	1	290-5562	1	MOUNT (DUAL SWIVEL)						
	2	1	326-4514	1	TIE - CABLE						
Y	3	1	383-6322	1	HARNESS AS-WIRING						264
Y	4	1	383-6323	1	HARNESS AS-POWER						261
	5	1	4P-7581	1	CLIP						
	6	1	5M-2894	1	WASHER - HARD (10.2X18.5X2.5-MM THK)						
	7	1	5P-8167	1	BOLT (3/8-16X0.625-IN)						
	8	1	7K-1181	13	STRAP - CABLE						
	9	1	206-2423	4	SADDLE						

Y - SEPARATE ILLUSTRATION



GRAPHIC #1

<END>

g03327005

ELECTRICAL AND STARTING SYSTEM

344-3362 WIRING GP-ENGINE

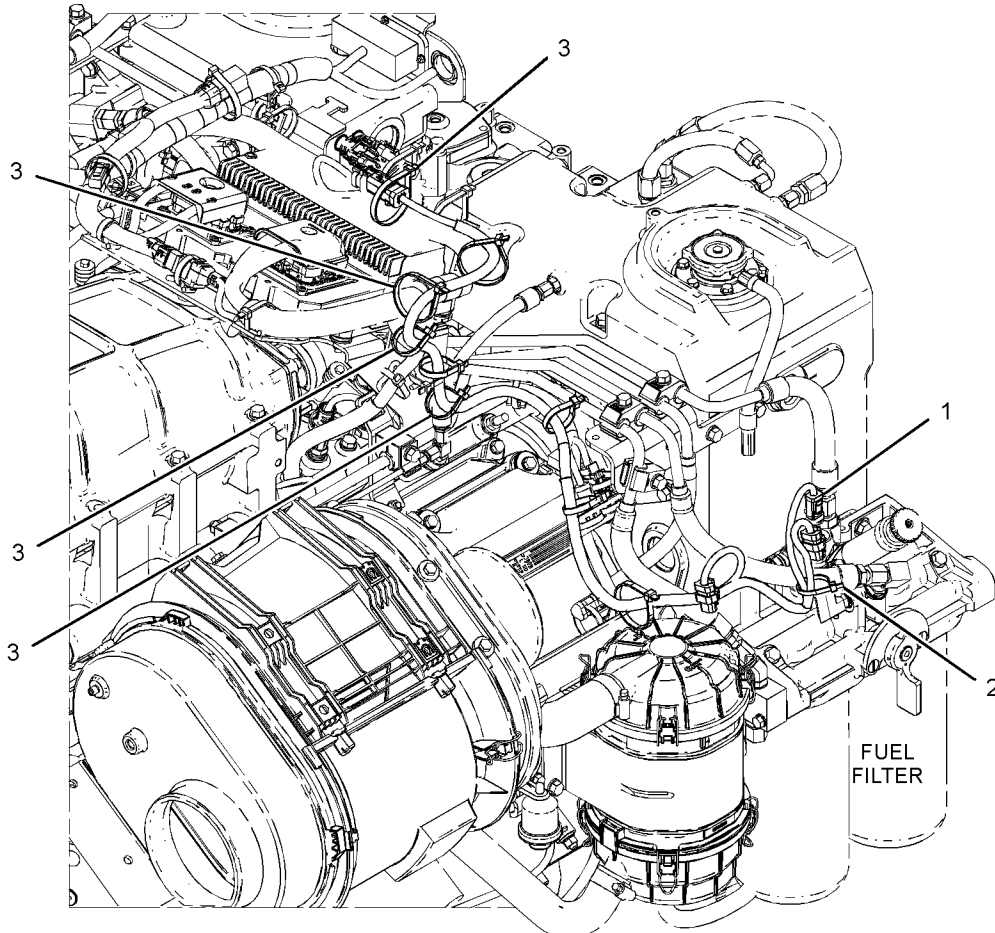
AN ATTACHMENT

SMCS-1000, 1408

i05206296

NOTE	REF NO	GRAPHIC REF	PART NUMBER	QTY	PART NAME						SEE PAGE
					1	2	3	4	5	6 (PRODUCT LEVEL)	
Y	1	1	344-3365	1	HARNES AS-SENSOR						262
	2	1	3S-2093	1	STRAP-CABLE						
	3	1	7K-1181	9	STRAP-CABLE						

Y - SEPARATE ILLUSTRATION



GRAPHIC #1

<END>

g03344821

ELECTRICAL AND STARTING SYSTEM

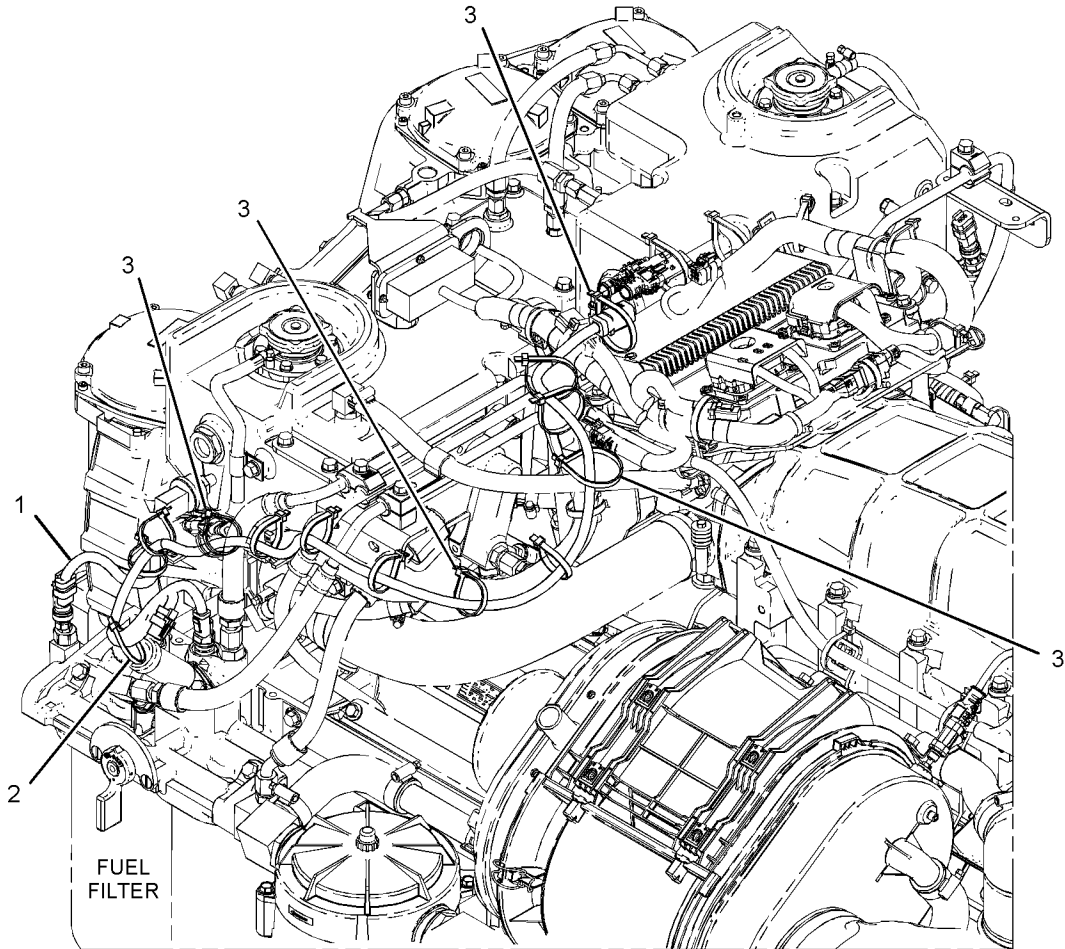
344-3363 WIRING GP-ENGINE AN ATTACHMENT

SMCS-1000, 1408

i04975600

NOTE	REF NO	GRAPHIC REF	PART NUMBER	QTY	PART NAME						SEE PAGE
					1	2	3	4	5	6 (PRODUCT LEVEL)	
Y	1	1	344-3365	1	HARNES AS-SENSOR						262
	2	1	3S-2093	1	STRAP-CABLE						
	3	1	7K-1181	12	STRAP-CABLE						

Y - SEPARATE ILLUSTRATION



GRAPHIC #1

<END>

g03318219

ELECTRICAL AND STARTING SYSTEM

344-3384 WIRING GP-ENGINE

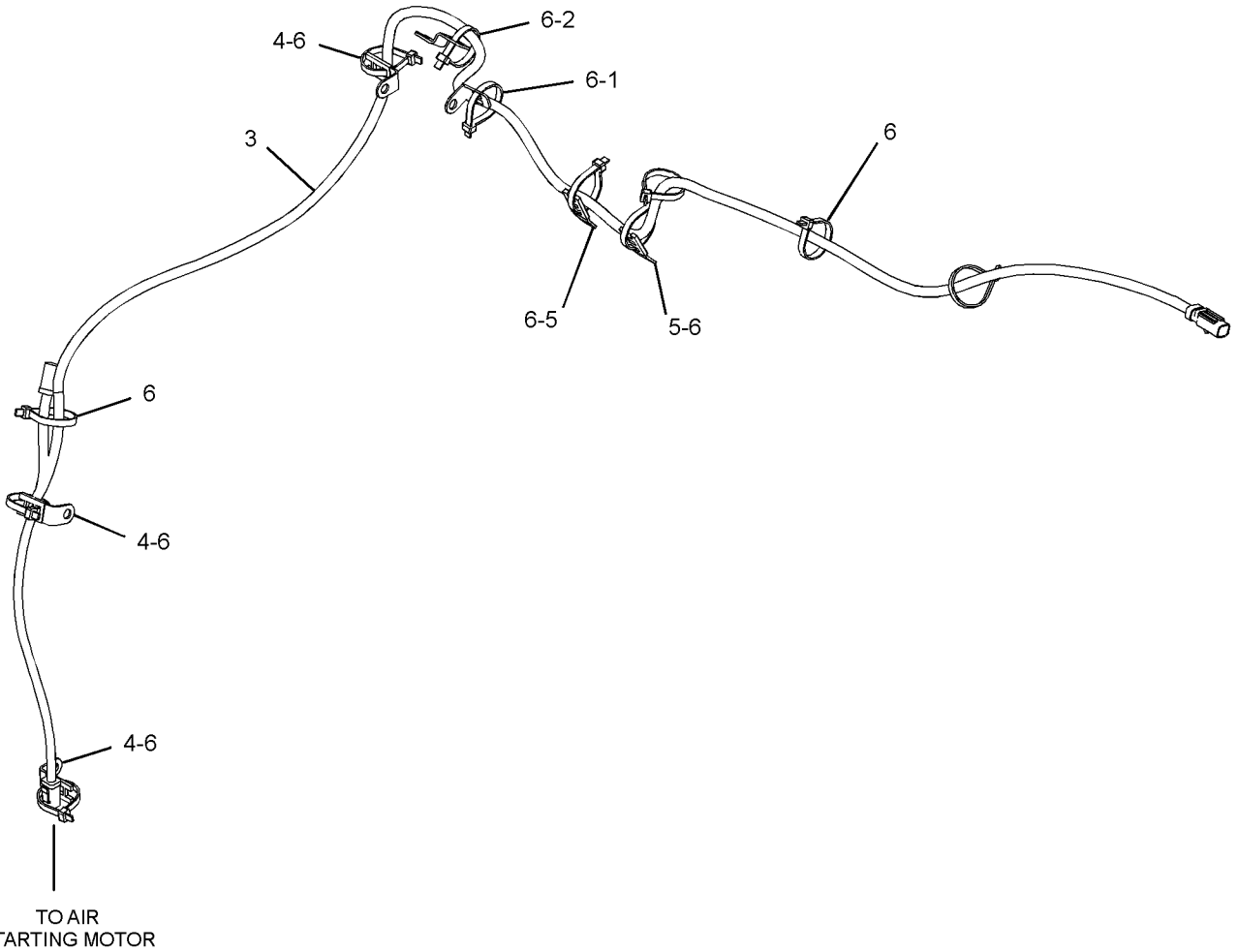
FOR USE WITH AIR STARTER
AN ATTACHMENT

SMCS-1000, 1408

i04863769

NOTE	REF NO	GRAPHIC REF	PART NUMBER	QTY	PART NAME						SEE PAGE
					1	2	3	4	5	6 (PRODUCT LEVEL)	
	1	1	269-7678	1	CLIP						
	2	1	269-7680	1	CLIP						
Y	3	1	383-6318	1	HARNESS AS-ENGINE						259
	4	1	132-5789	3	CLIP						
	5	1	4P-7581	2	CLIP						
	6	1	7K-1181	11	STRAP-CABLE						

Y - SEPARATE ILLUSTRATION



GRAPHIC #1

<END>

g02994016

ELECTRICAL AND STARTING SYSTEM

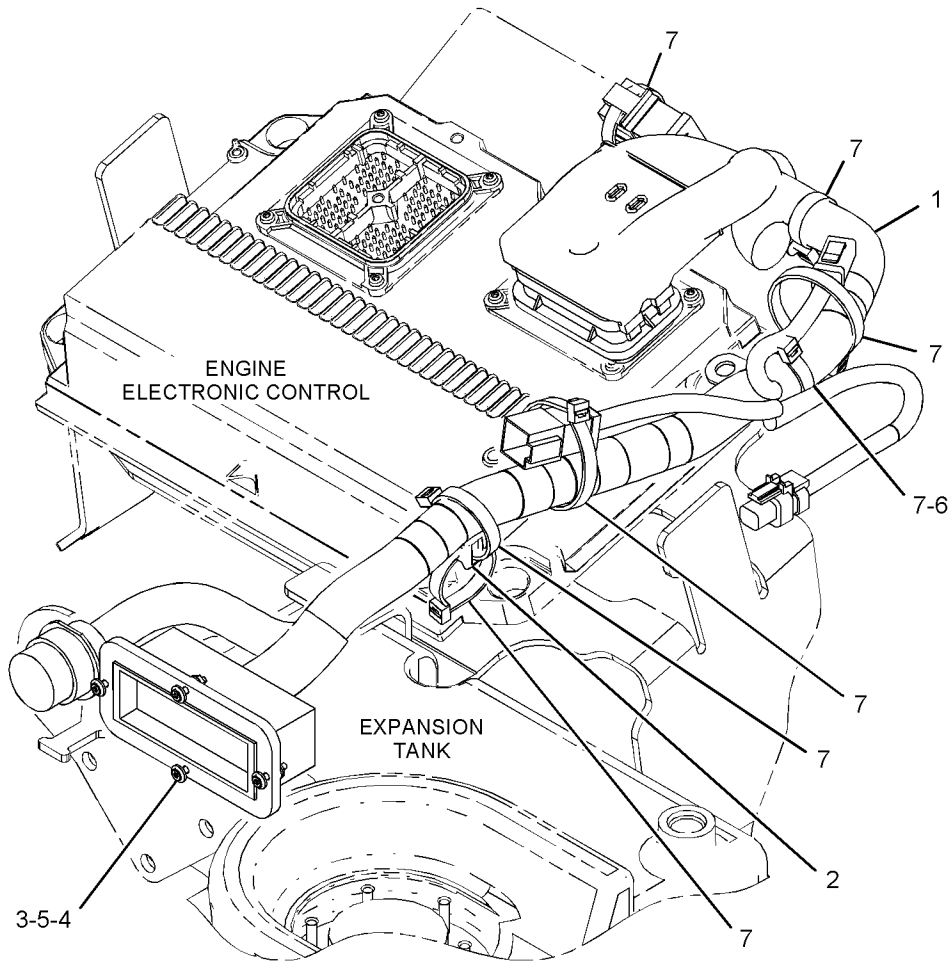
363-3962 WIRING GP-ENGINE AN ATTACHMENT

SMCS-1000, 1408

i05063732

NOTE	REF NO	GRAPHIC REF	PART NUMBER	QTY	PART NAME						SEE PAGE
					1	2	3	4	5	6 (PRODUCT LEVEL)	
Y	1	1	360-1643	1	HARNES AS-ENGINE						254
	2	1	206-2423	1	SADDLE						
	3	1	214-3522	4	SCREW-MACHINE (8-32X0.75-IN)						
	4	1	4B-2041	4	NUT (6-32-THD)						
	5	1	4B-5324	8	WASHER (3.9X9.6X1.2-MM THK)						
	6	1	4P-7581	1	CLIP						
	7	1	7K-1181	7	STRAP-CABLE						

Y - SEPARATE ILLUSTRATION



GRAPHIC #1

<END>

g03245179

ELECTRICAL AND STARTING SYSTEM

363-3963 WIRING GP-ENGINE

AN ATTACHMENT

SMCS-1000, 1408

i05166390

NOTE	REF NO	GRAPHIC REF	PART NUMBER	QTY	PART NAME						SEE PAGE
					1	2	3	4	5	6 (PRODUCT LEVEL)	
Y	1	1	360-1654	1	HARNES AS-ENGINE						255
	2	1	178-3620	3	STRAP-DUAL CLAMP						
	3	1,2	0S-0509	5	BOLT (3/8-16X0.75-IN)						
	4	2	0S-1594	1	BOLT (3/8-16X1-IN)						
	5	1	0S-1595	2	BOLT (1/2-13X1.25-IN)						
	6	2	0S-1597	2	BOLT (1/4-28X1-IN)						
	7	1	104-6202	2	CLIP						
	8	2	132-5789	5	CLIP						
	9	2	156-6175	1	CLIP						
	10	1	1A-4273	2	BOLT (5/8-18X1.25-IN)						
	11	2	277-1873	1	CLIP						
	12	2	303-4649	1	CLIP						
	13	2	310-1898	1	CLIP						
	14	1,2	352-3966	3	CLIP						
	15	2	352-3968	2	CLIP						
	16	1	352-3969	2	CLIP						
	17	2	3S-2093	1	STRAP-CABLE						
	18	2	4B-4276	4	WASHER (7X16X1.6-MM THK)						
	19	1	4P-7429	2	CLIP						
	20	1,2	4P-7581	3	CLIP						
	21	1	4P-8134	1	CLIP						
	22	1,2	5M-2894	6	WASHER-HARD (10.2X18.5X2.5-MM THK)						
	23	1	5P-8245	2	WASHER-HARD (13.5X25.5X3-MM THK)						
	24	1	5P-8247	2	WASHER-HARD (17X32X3.5-MM THK)						
	25	1,2	7K-1181	39	STRAP-CABLE						
	26	2	9S-8750	2	NUT-FULL (1/4-20-THD)						

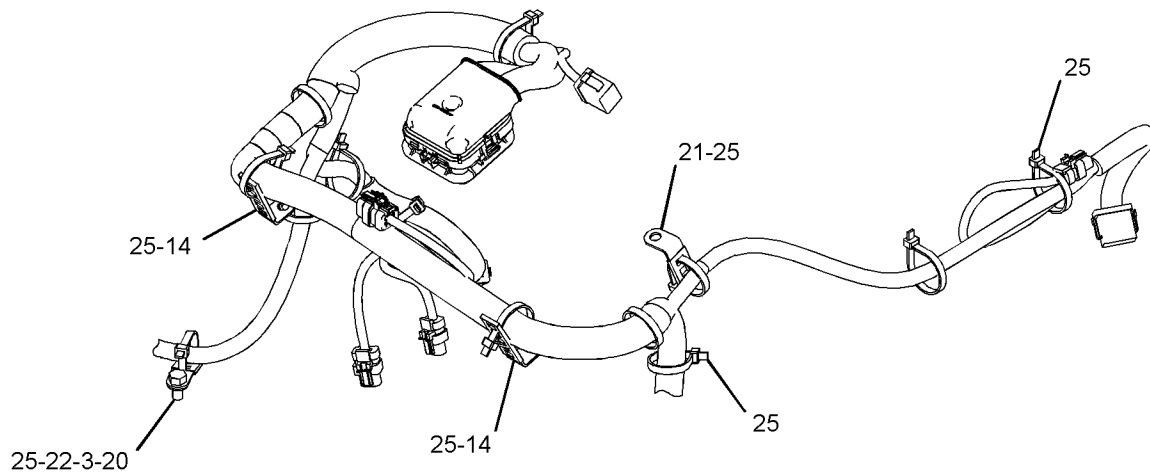
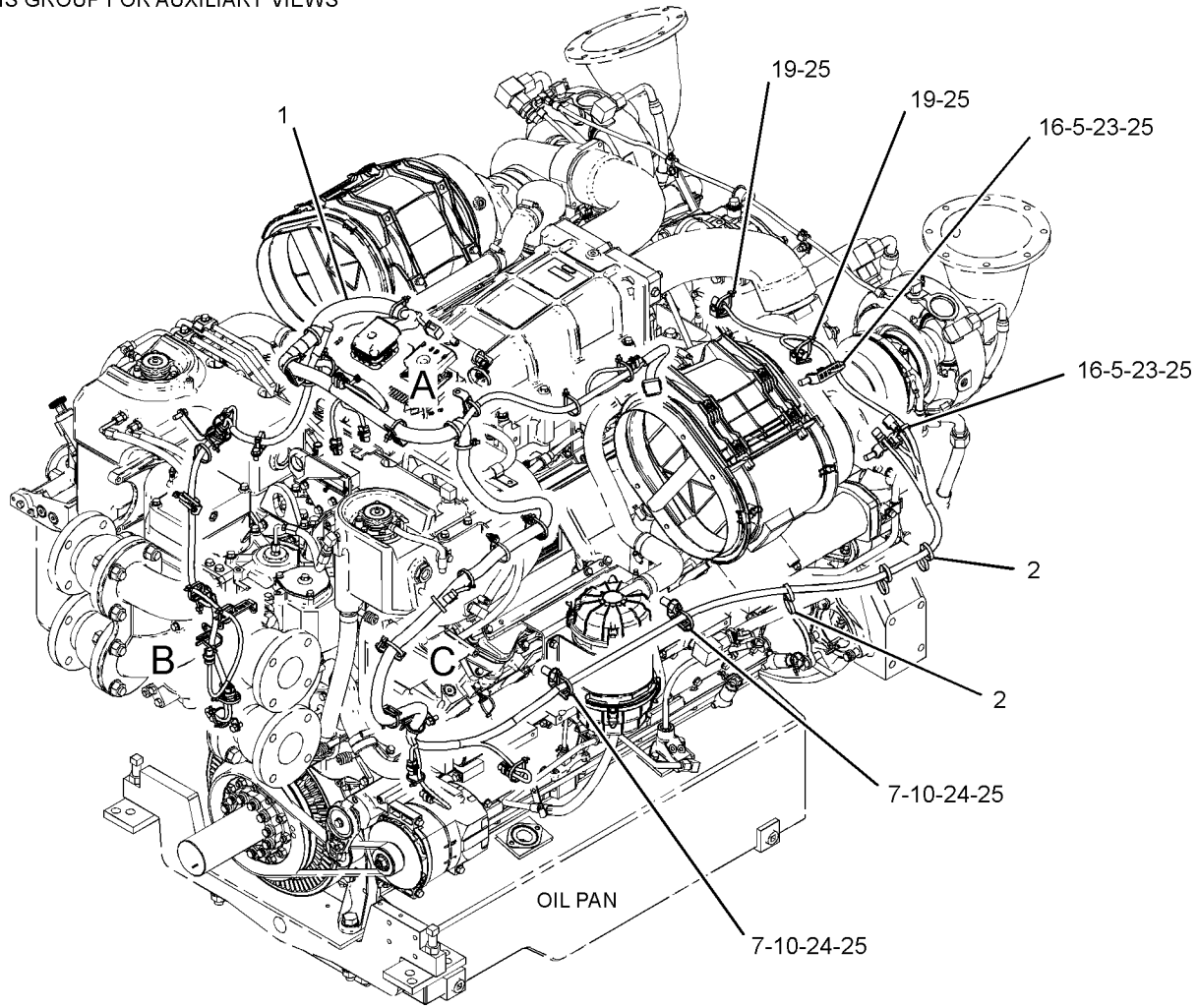
Y - SEPARATE ILLUSTRATION

ELECTRICAL AND STARTING SYSTEM

363-3963 WIRING GP-ENGINE (contd.)

i05166390

REFER TO ALL ILLUSTRATIONS OF THIS GROUP FOR AUXILIARY VIEWS



VIEW OF AREA A

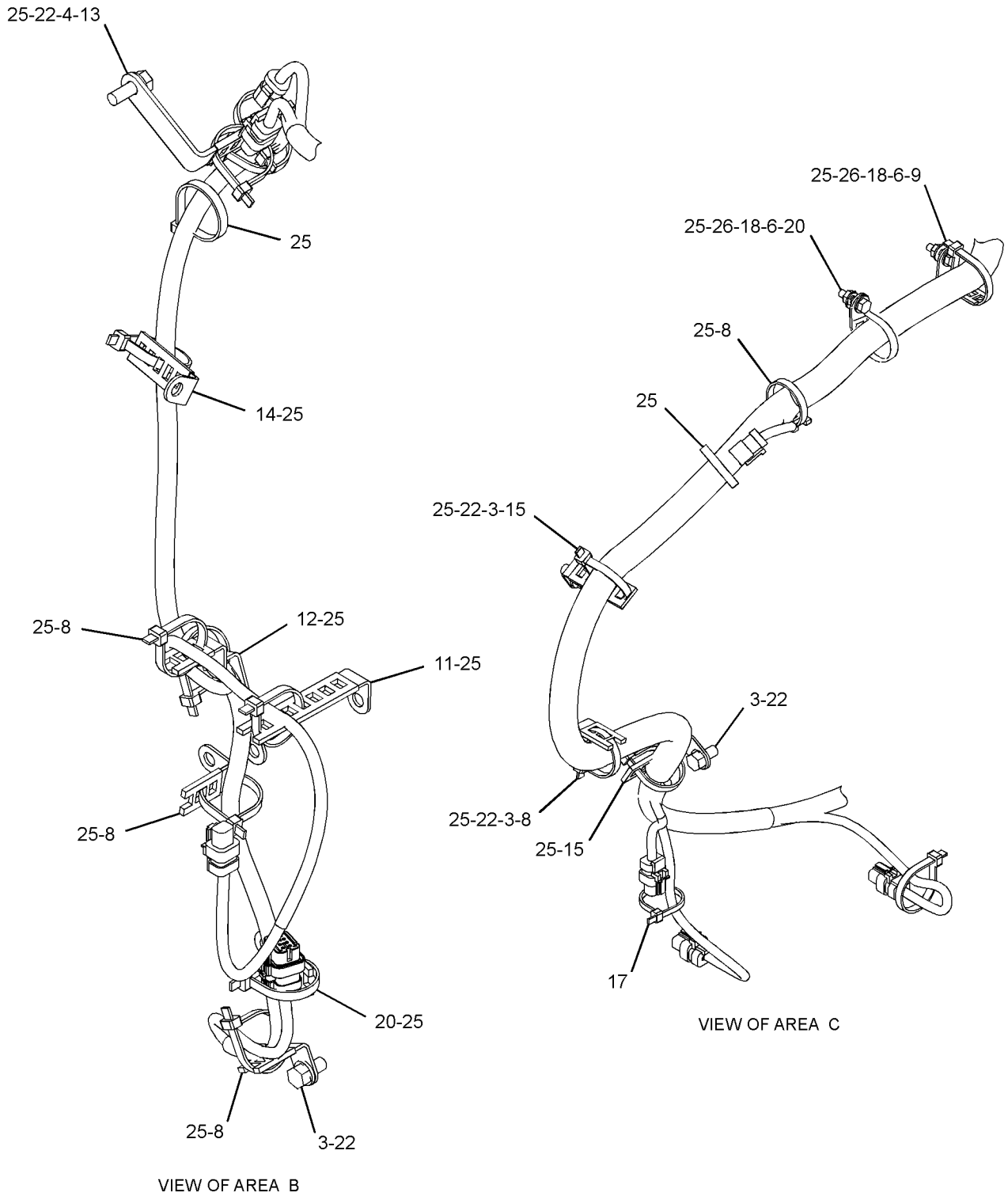
GRAPHIC #1

g03345577

ELECTRICAL AND STARTING SYSTEM

363-3963 WIRING GP-ENGINE (contd.)

i05166390



GRAPHIC #2

<END>

g03345578

ELECTRICAL AND STARTING SYSTEM

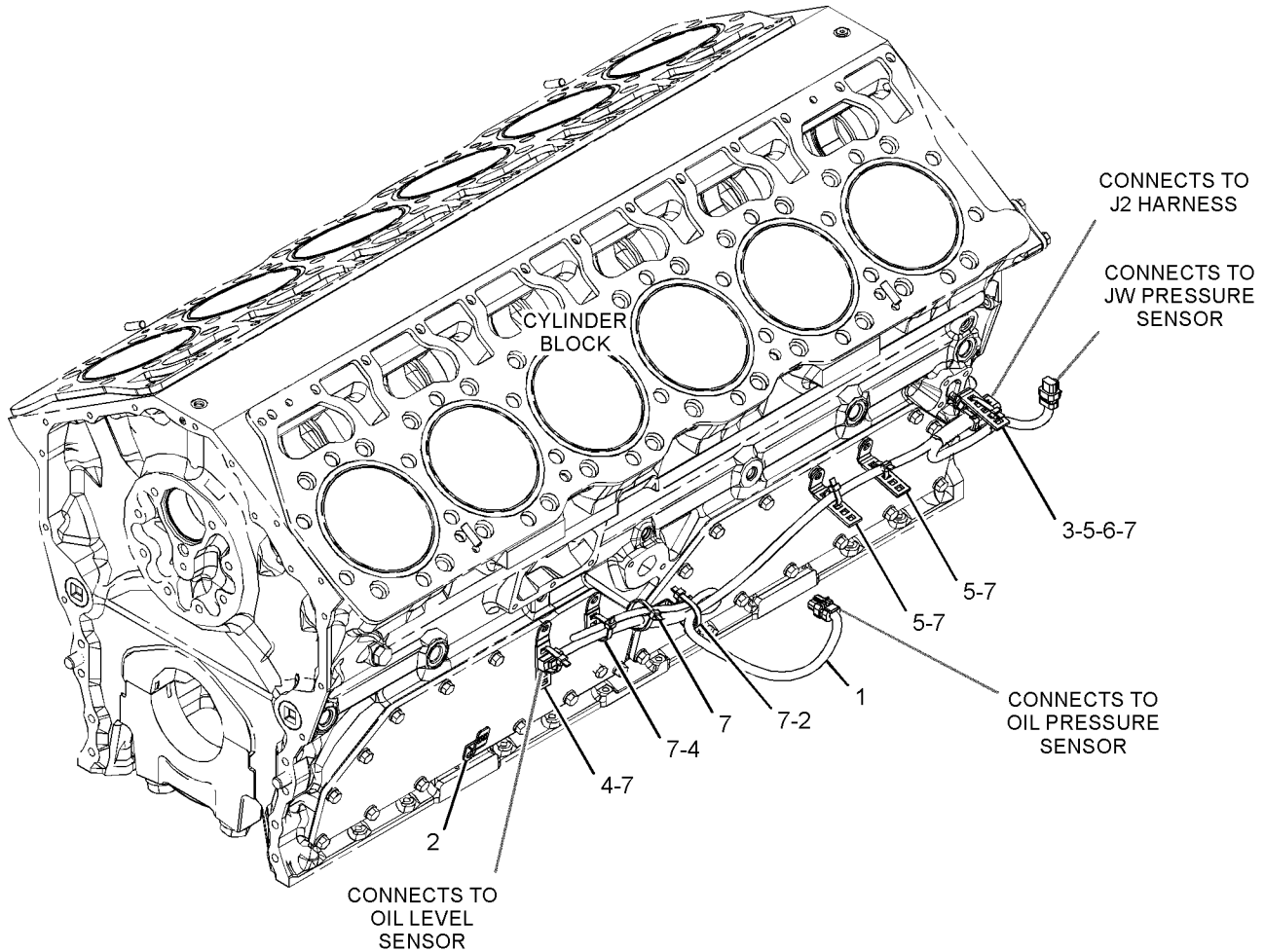
363-4029 WIRING GP-ENGINE FOR USE WITH C32 SCAC T3 PROP MARINE ENGINE AN ATTACHMENT

SMCS-1000, 1408

i05161930

NOTE	REF NO	GRAPHIC REF	PART NUMBER	QTY	PART NAME						SEE PAGE
					1	2	3	4	5	6 (PRODUCT LEVEL)	
Y	1	1	363-4030	1	HARNES AS-SENSOR						262
	2	1	269-7680	2	CLIP						
	3	1	0S-0509	1	BOLT (3/8-16X0.75-IN)						
	4	1	352-3964	2	CLIP (LADDER)						
	5	1	352-3968	3	CLIP (LADDER)						
	6	1	5M-2894	1	WASHER-HARD (10.2X18.5X2.5-MM THK)						
	7	1	7K-1181	7	STRAP-CABLE						

Y - SEPARATE ILLUSTRATION



GRAPHIC #1

<END>

g03345581

ELECTRICAL AND STARTING SYSTEM

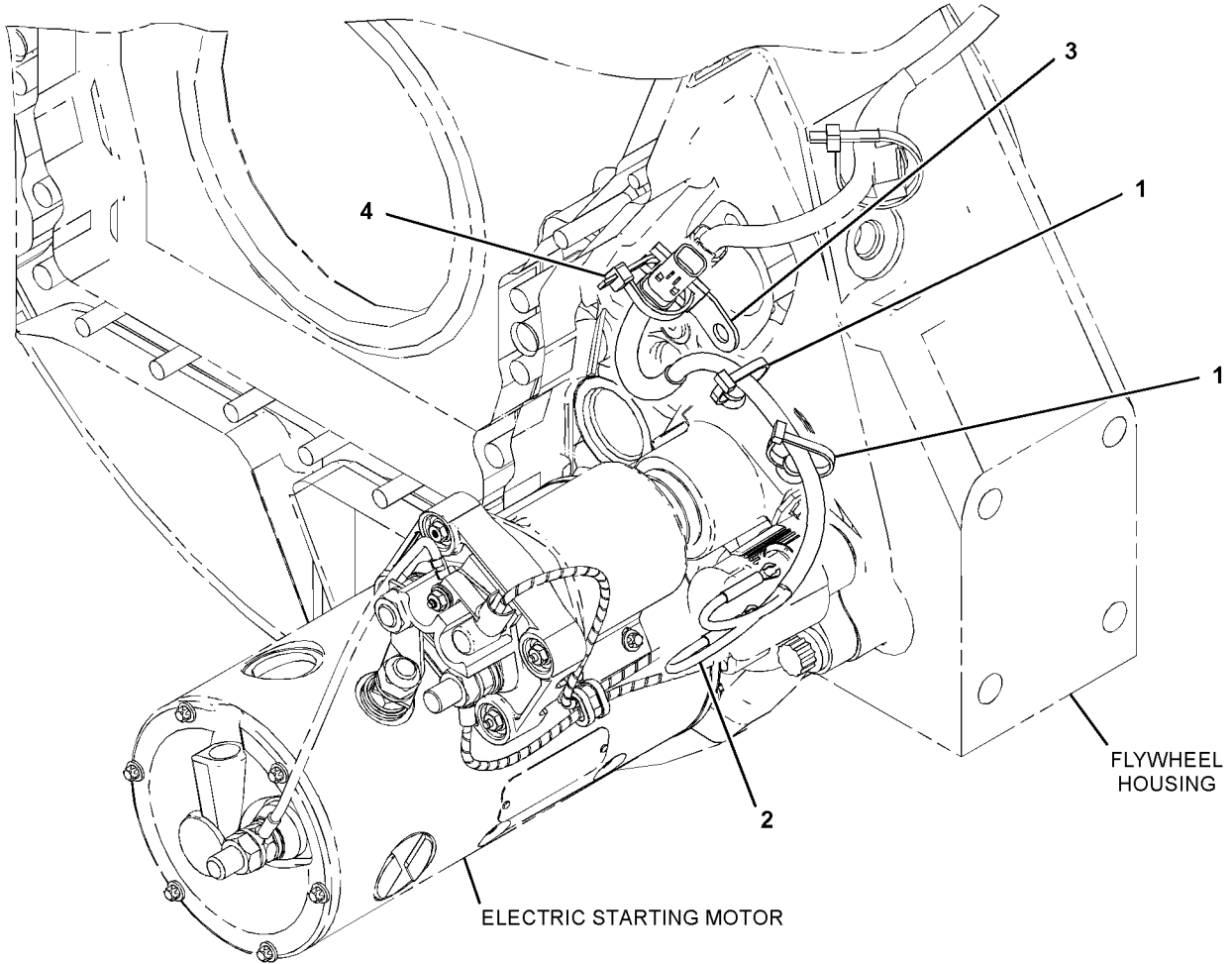
376-3133 WIRING GP-ENGINE AN ATTACHMENT

SMCS-1000, 1408

i05164153

NOTE	REF NO	GRAPHIC REF	PART NUMBER	QTY	PART NAME						SEE PAGE
					1	2	3	4	5	6 (PRODUCT LEVEL)	
	1	1	290-5664	2	STRAP-CABLE						
Y	2	1	374-5344	1	HARNESS AS-WIRING (ENGINE)						264
	3	1	4P-7581	1	CLIP						
	4	1	7K-1181	1	STRAP-CABLE						

Y - SEPARATE ILLUSTRATION



GRAPHIC #1

<END>

g03326454

ELECTRICAL AND STARTING SYSTEM

383-6319 WIRING GP-ENGINE

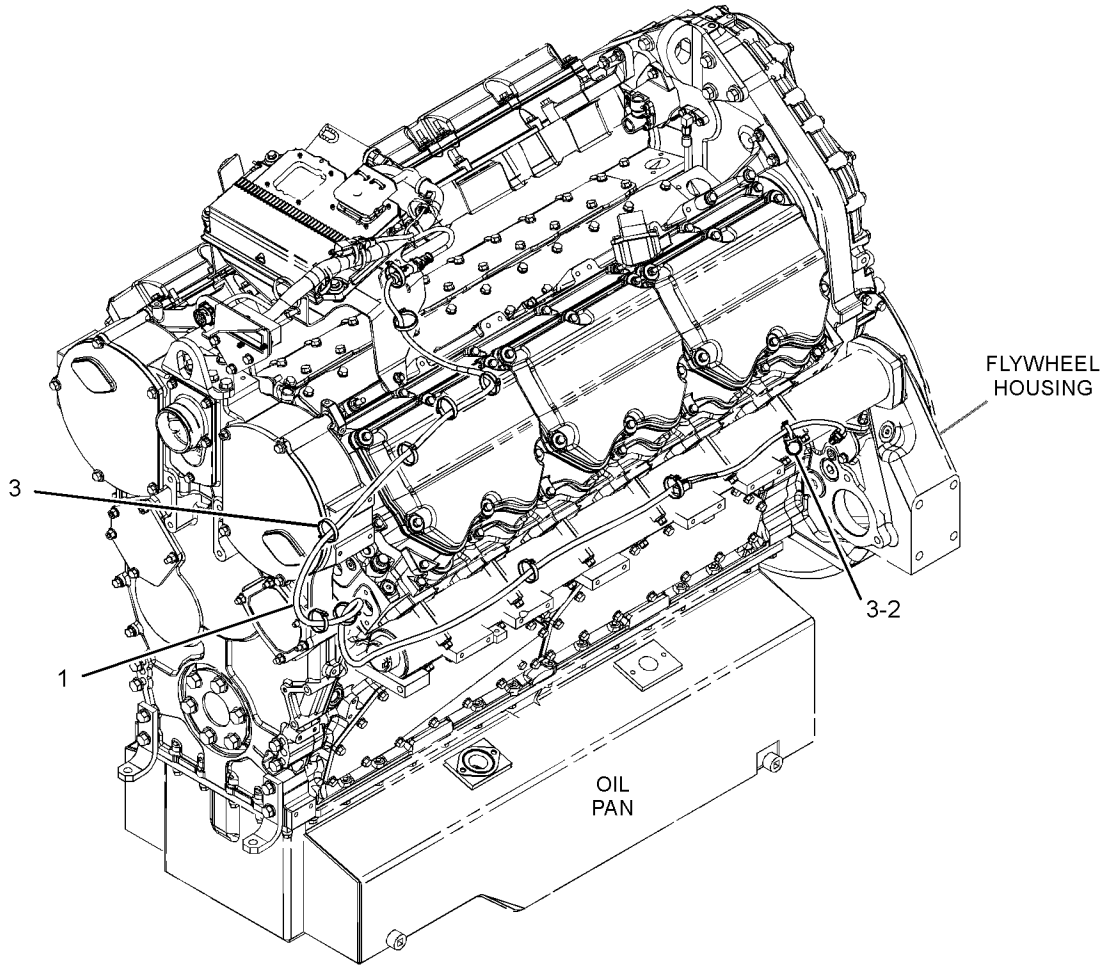
JUMPER
AN ATTACHMENT

SMCS-1000, 1408

i04863770

NOTE	REF NO	GRAPHIC REF	PART NUMBER	QTY	PART NAME						SEE PAGE
					1	2	3	4	5	6 (PRODUCT LEVEL)	
Y	1	1	383-6318	1	HARNESS AS-ENGINE						259
	2	1	206-2423	1	SADDLE						
	3	1	7K-1181	12	STRAP-CABLE						

Y - SEPARATE ILLUSTRATION



GRAPHIC #1

<END>

g03001982

ELECTRICAL AND STARTING SYSTEM

385-9117 WIRING GP-GROUND

SEA WATER LINES-GP

FOR USE WITH C32 T3 SCAC COMMERCIAL TECHNICAL-INSTALLED

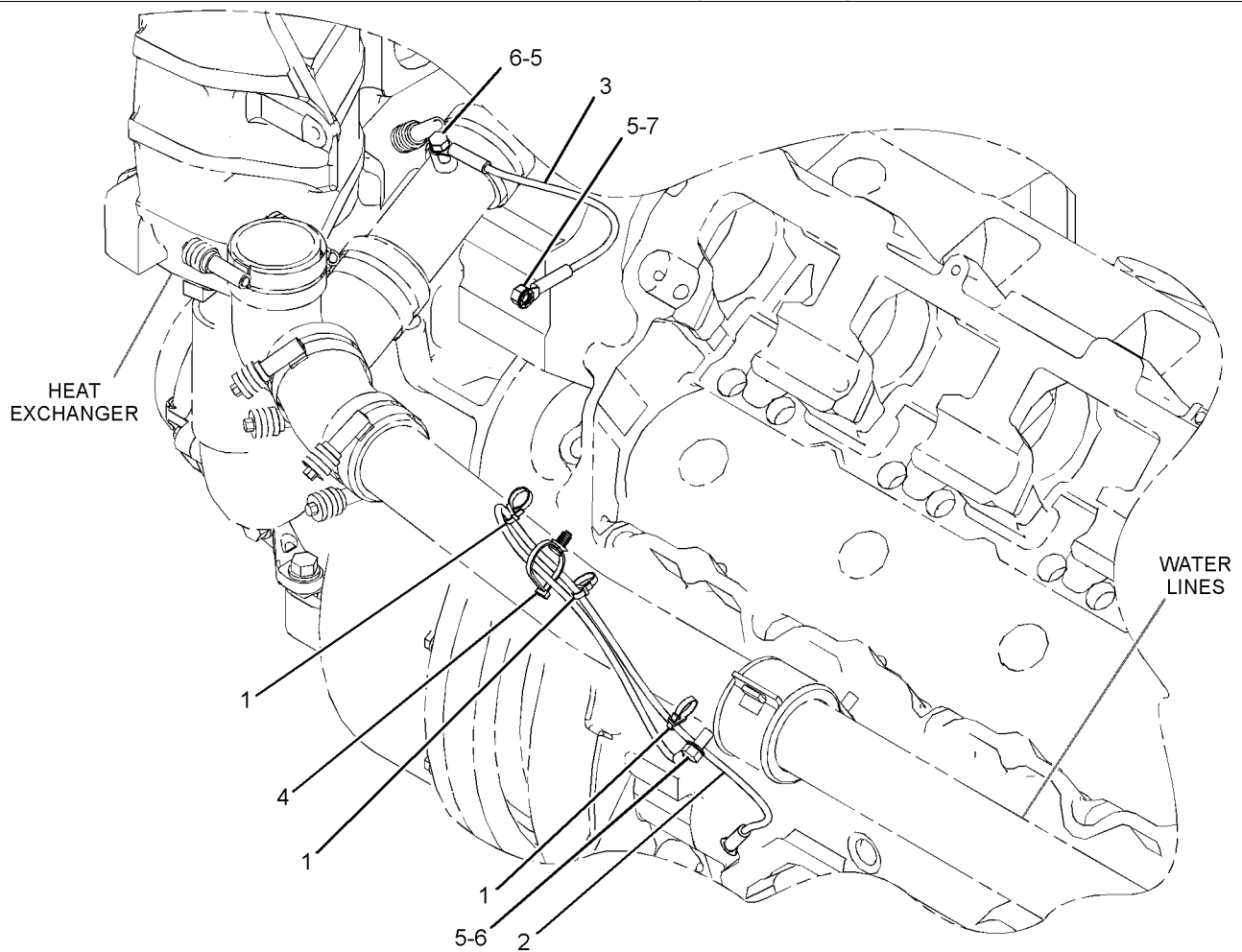
PART OF 417-3607 LINES GP-WATER

AN ATTACHMENT

SMCS-1408

i05054269

NOTE	REF NO	GRAPHIC REF	PART NUMBER	QTY	PART NAME						SEE PAGE
					1	2	3	4	5	6 (PRODUCT LEVEL)	
	1	1	204-1611	3	STRAP-CABLE (DUAL)						
	2	1	385-9116	1	HARNESS AS-WIRING						
		1	2L-8052	2	TERMINAL-RING (6-GA, 3/8-IN SCREW)						
					-OR-						
		1	2L-8060	2	TERMINAL-RING (8-GA, 3/8-IN SCREW)						
	3	1	418-9619	1	WIRE AS (BONDING)						
	4	1	206-1345	1	STRAP-CABLE						
	5	1	4D-5243	4	LOCKWASHER						
	6	1	5M-3062	2	BOLT (3/8-16X0.75-IN)						
	7	1	9S-8752	1	NUT-FULL (3/8-16-THD)						



GRAPHIC #1

<END>

g03294679

ELECTRICAL AND STARTING SYSTEM

418-9616 WIRING GP-GROUND

FOR USE WITH C32 SCAC T3 AUX MARINE ENGINE

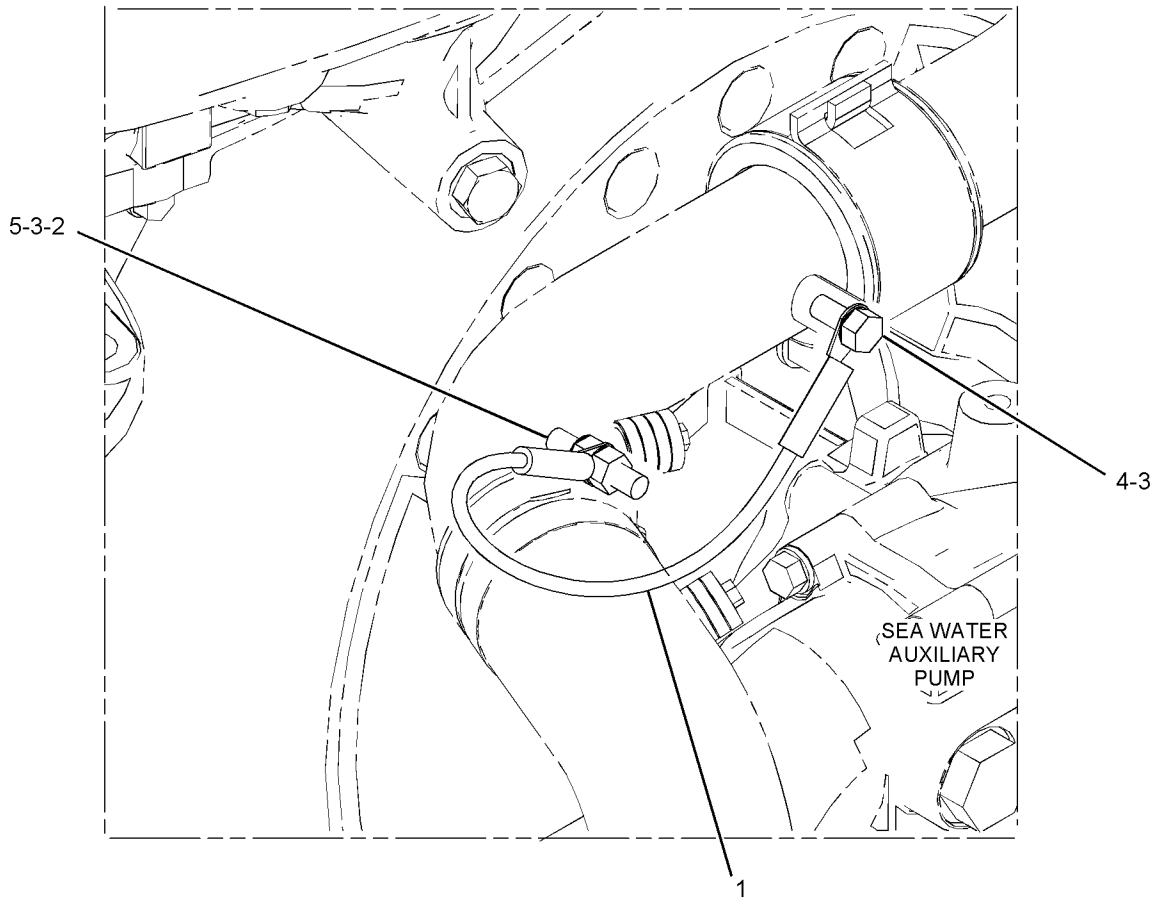
PART OF 418-5554 LINES GP-WATER

AN ATTACHMENT

SMCS-1408

i05056389

NOTE	REF NO	GRAPHIC REF	PART NUMBER	QTY	PART NAME						SEE PAGE
					1	2	3	4	5	6 (PRODUCT LEVEL)	
	1	1	418-9619	1	WIRE AS (BONDING)						
	2	1	100-5725	1	STUD (3/8-16X1.25-IN)						
	3	1	4D-5243	3	LOCKWASHER						
	4	1	5M-3062	1	BOLT (3/8-16X0.75-IN)						
	5	1	6V-8801	1	NUT (3/8-16-THD)						



GRAPHIC #1

<END>

g03235320

ELECTRICAL AND STARTING SYSTEM

165-0199 WIRING GP-INSTRUMENT PANEL

FOR USE WITH POWER DISPLAY ANALOG GAUGES, J1939 DATALINK
AN ATTACHMENT

SMCS-1408, 7451

i02326404

NOTE	PART NUMBER	QTY	PART NAME						SEE PAGE
			1	2	3	4	5	6 (PRODUCT LEVEL)	
	165-0200	1	CABLE AS						
E	153-2707		CABLE-ELECTRICAL (2-CONDUCTOR, 18-GA) (32-CM)						
D	5P-6001		TUBE-HEAT SHRINK (4.75-MM DIA) (0.1-M)						
	8T-8730	4	SOCKET-CONNECTOR (16-GA TO 18-GA)						
E	125-7876		TUBE-HEAT SHRINK (17.78-MM DIA) (10-CM)						
	133-0969	2	CONNECTOR-SOCKET (16-GA TO 18-GA)						
	148-5390	1	KIT-CONNECTING PLUG (3-PIN)						
			(INCLUDES PLUG AS AND WEDGE)						
	165-0201	1	CABLE AS						
E	153-2707		CABLE-ELECTRICAL (2-CONDUCTOR, 18-GA) (30-CM)						
D	5P-6001		TUBE-HEAT SHRINK (4.75-MM DIA) (0.1-M)						
	8T-8730	4	SOCKET-CONNECTOR (16-GA TO 18-GA)						
E	125-7876		TUBE-HEAT SHRINK (17.78-MM DIA) (10-CM)						
	133-0969	2	CONNECTOR-SOCKET (16-GA TO 18-GA)						
	148-5390	2	KIT-CONNECTING PLUG (3-PIN)						
			(EACH INCLUDES PLUG AS AND WEDGE)						
	133-0970	1	RECEPTACLE AS-CONNECTOR (TEE)						
	134-2540	1	RESISTOR AS-CONNECTION (3-PIN)						

D - ORDER BY THE METER
E - ORDER BY THE CENTIMETER

<END>

357-4699 WIRING GP-JACKET WATER HEATER

AN ATTACHMENT

SMCS-1383

i03938454

NOTE	PART NUMBER	QTY	PART NAME						SEE PAGE
			1	2	3	4	5	6 (PRODUCT LEVEL)	
	352-3953	1	CORD AS (JACKET WATER HEATER)						
	7C-9008	1	THERMOSTAT						
	7K-1181	3	STRAP-CABLE						

<END>

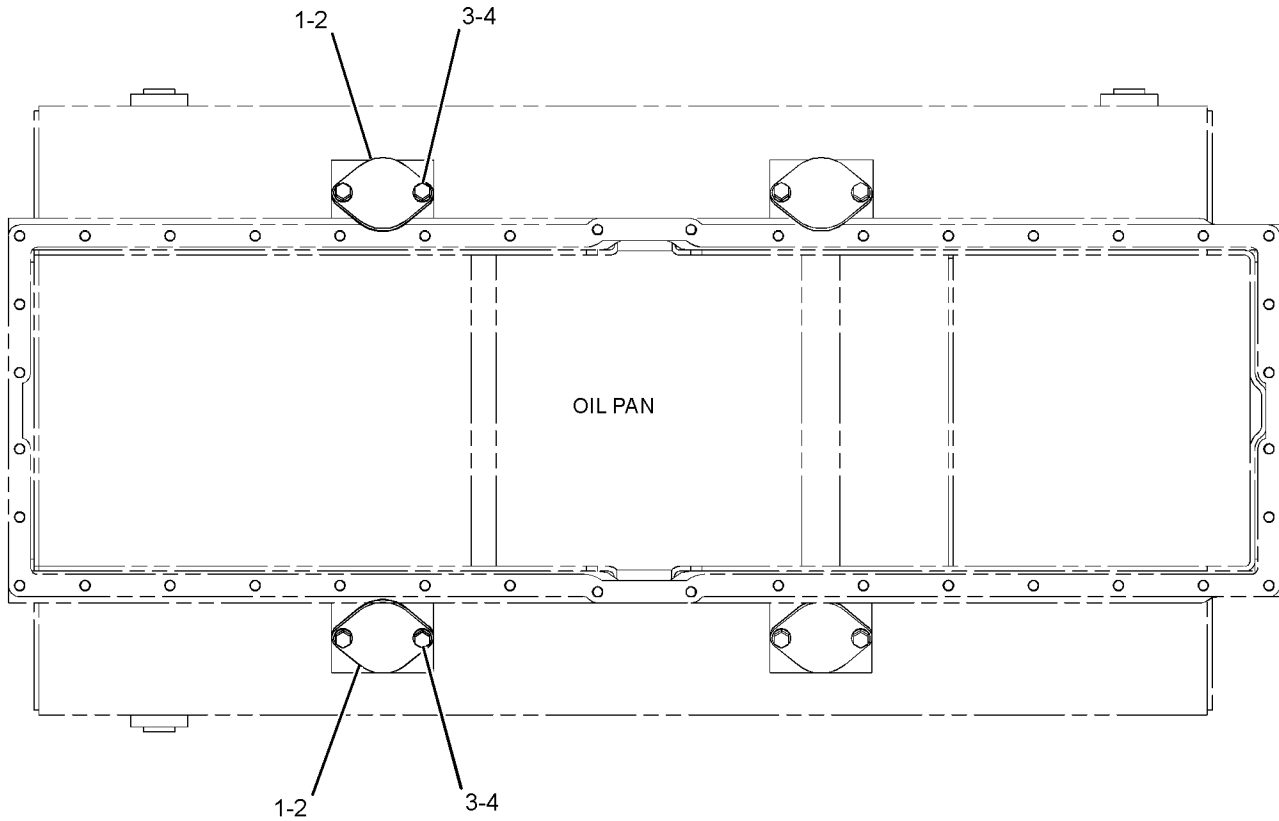
ENCLOSURES, GUARDS AND BASES

324-5303 COVER GP-BASE

SMCS-7060

i03102281

NOTE	REF NO	GRAPHIC REF	PART NUMBER	QTY	PART NAME						SEE PAGE
					1	2	3	4	5	6 (PRODUCT LEVEL)	
	1	1	4N-0794	2	COVER						
	2	1	239-5572	2	SEAL - INTEGRAL						
	3	1	0S-1594	4	BOLT (3/8-16X1-IN)						
	4	1	5M-2894	4	WASHER - HARD (10.2X18.5X2.5-MM THK)						



TOP VIEW OF ENGINE

GRAPHIC #1

<END>

g01586693

ENCLOSURES, GUARDS AND BASES

426-0485 GUARD GP-ENGINE-LH

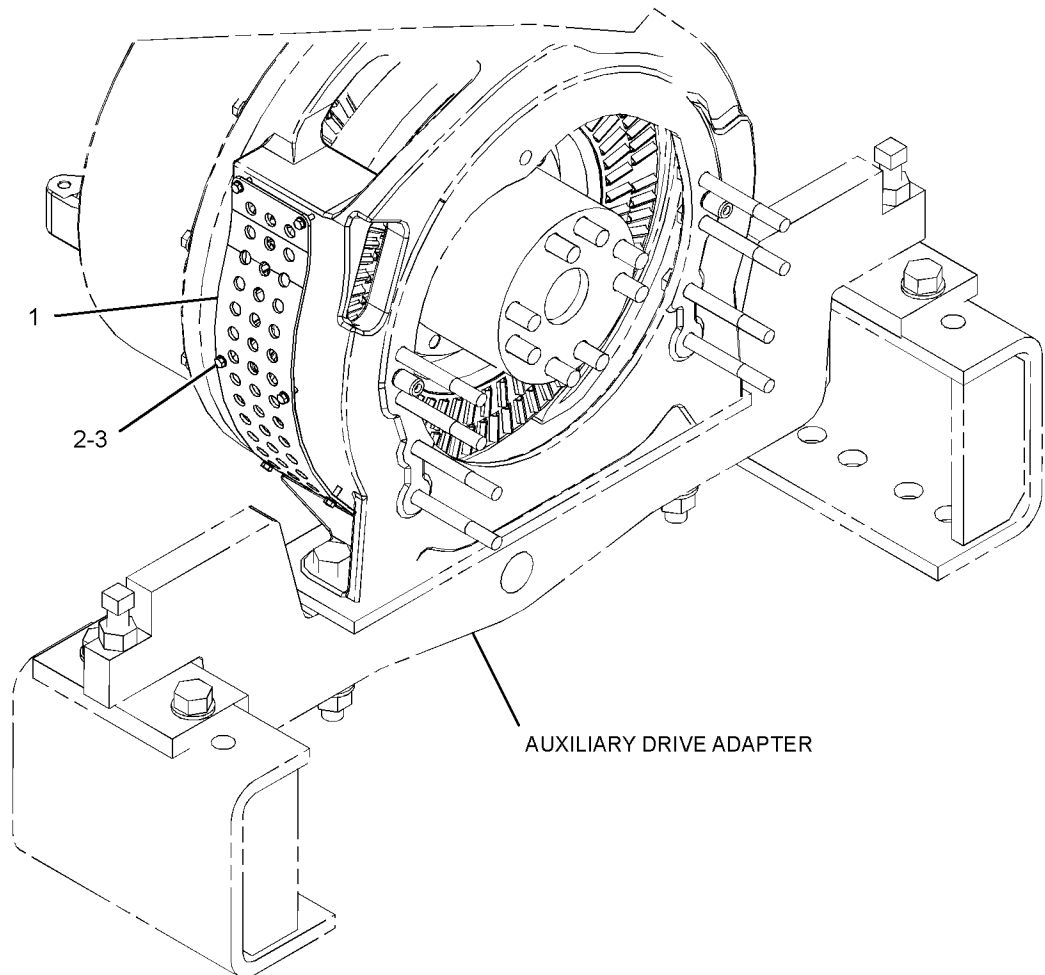
PART OF 418-7737 ADAPTER GP-DAMPER
AN ATTACHMENT

SMCS-7154

i05258856

NOTE	REF NO	GRAPHIC REF	PART NUMBER	QTY	PART NAME						SEE PAGE
					1	2	3	4	5	6 (PRODUCT LEVEL)	
	1	1	426-0487	1	GUARD						
M	2	1	8T-0325	6	BOLT (M5X0.8X14-MM)						
	3	1	8T-0328	6	WASHER-HARD (5.5X10X1-MM THK)						

M - METRIC PART



GRAPHIC #1

<END>

g03354432

OPERATOR STATION

371-1424 BOX AS-INSTRUMENT

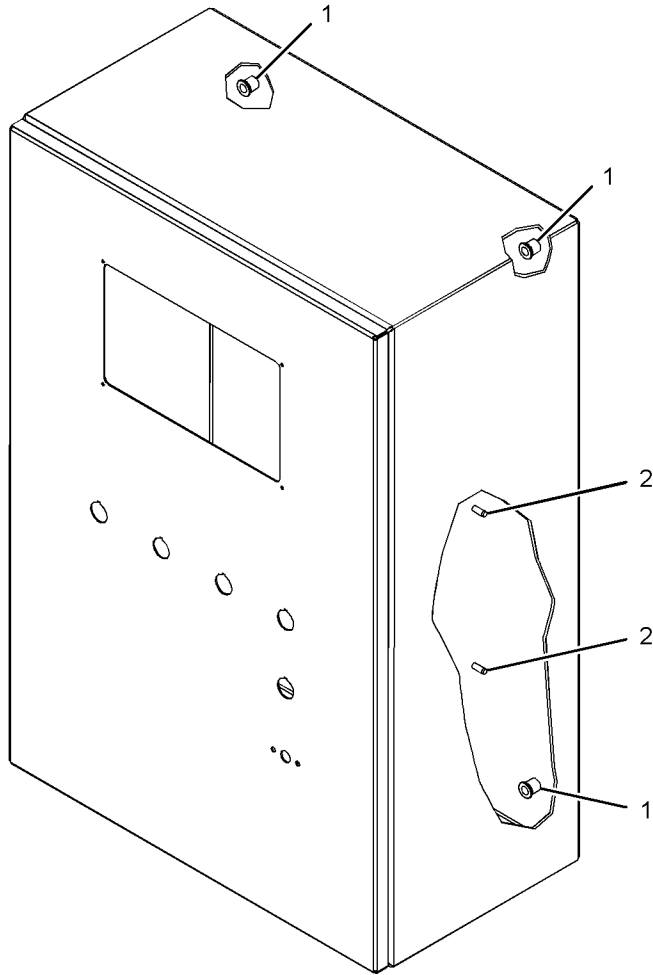
PART OF 371-1425 PANEL GP-INSTRUMENT
AN ATTACHMENT

SMCS-7451

i05134649

NOTE	REF NO	GRAPHIC REF	PART NUMBER	QTY	PART NAME						SEE PAGE
					1	2	3	4	5	6	
	1	1	180-3748	4	INSERT-THREADED (M8X1.25-THD)						
M	2	1	8T-4130	4	STUD (M6X1X18-MM)						

M - METRIC PART



GRAPHIC #1

<END>

g03308356

OPERATOR STATION

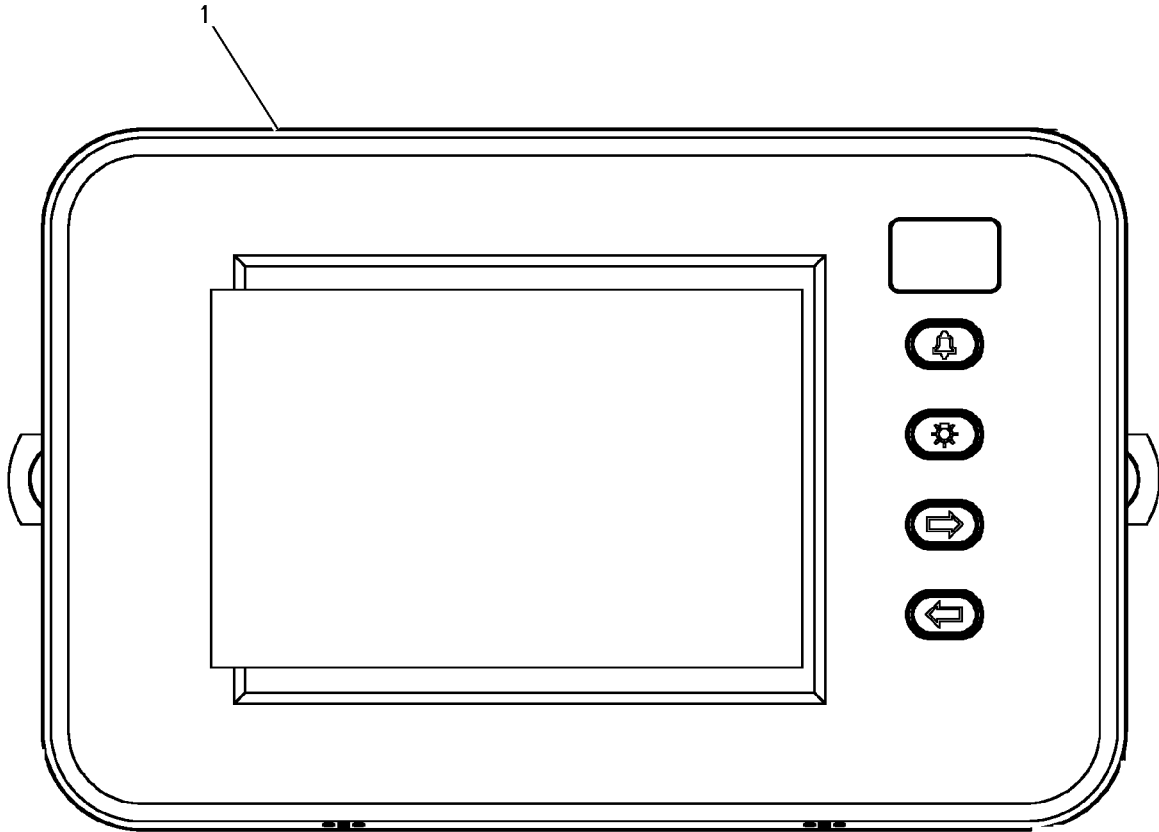
267-8623 DISPLAY GP-MONITOR-MARINE POWER DISPLAY FIELD REPLACEMENT ORDER 307-7541-PAGE: 321 AN ATTACHMENT

SMCS-7490

i04929862

NOTE	REF NO	GRAPHIC REF	PART NUMBER	QTY	PART NAME						SEE PAGE
					1	2	3	4	5	6 (PRODUCT LEVEL)	
Y	1	1	307-7542	1	DISPLAY GP-MONITOR (MARINE POWER DISPLAY)						322

Y - SEPARATE ILLUSTRATION



GRAPHIC #1

<END>

g00914466

OPERATOR STATION

284-3005 DISPLAY GP-MONITOR-MARINE POWER DISPLAY

FIELD REPLACEMENT ORDER 355-9045-PAGE: 323

AN ATTACHMENT

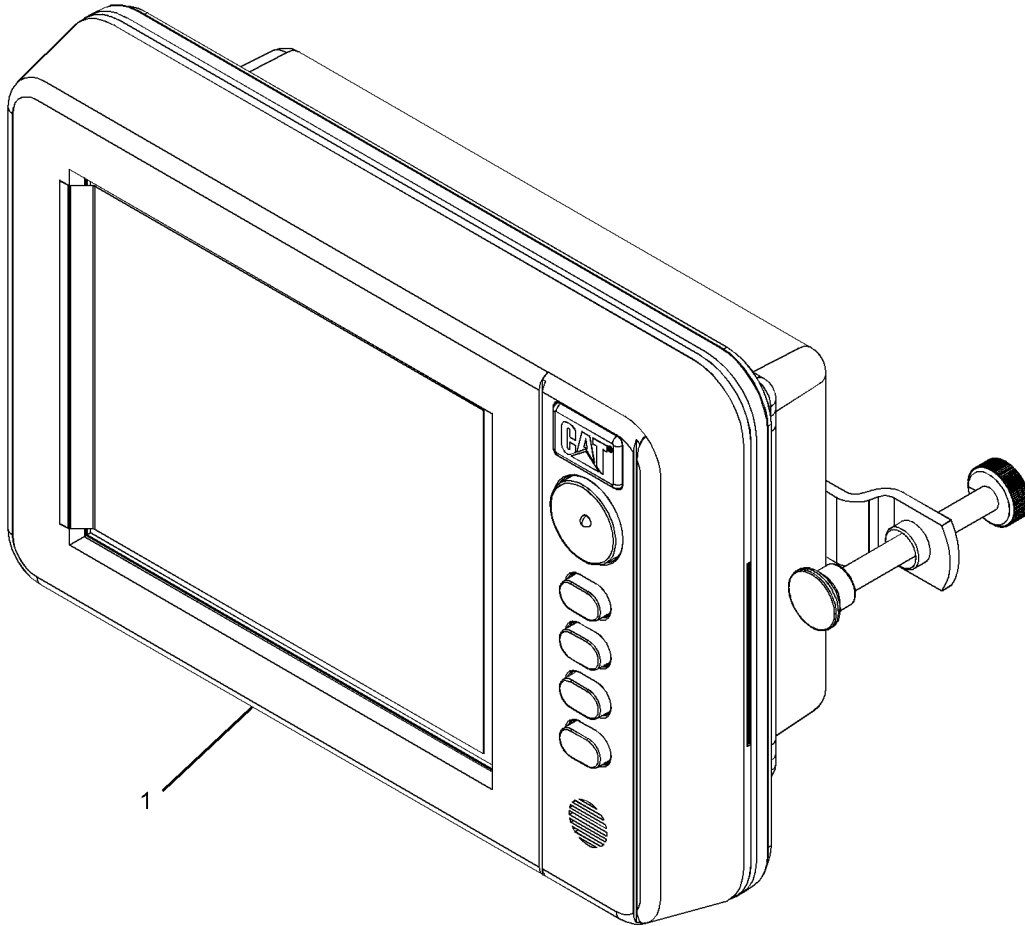
SMCS-7490

i03979589

NOTE	REF NO	GRAPHIC REF	PART NUMBER	QTY	PART NAME						SEE PAGE
					1	2	3	4	5	6 (PRODUCT LEVEL)	
CY	1	1	355-9046	1	DISPLAY GP-MONITOR						324

C - CHANGE FROM PREVIOUS TYPE

Y - SEPARATE ILLUSTRATION



GRAPHIC #1

<END>

g01441698

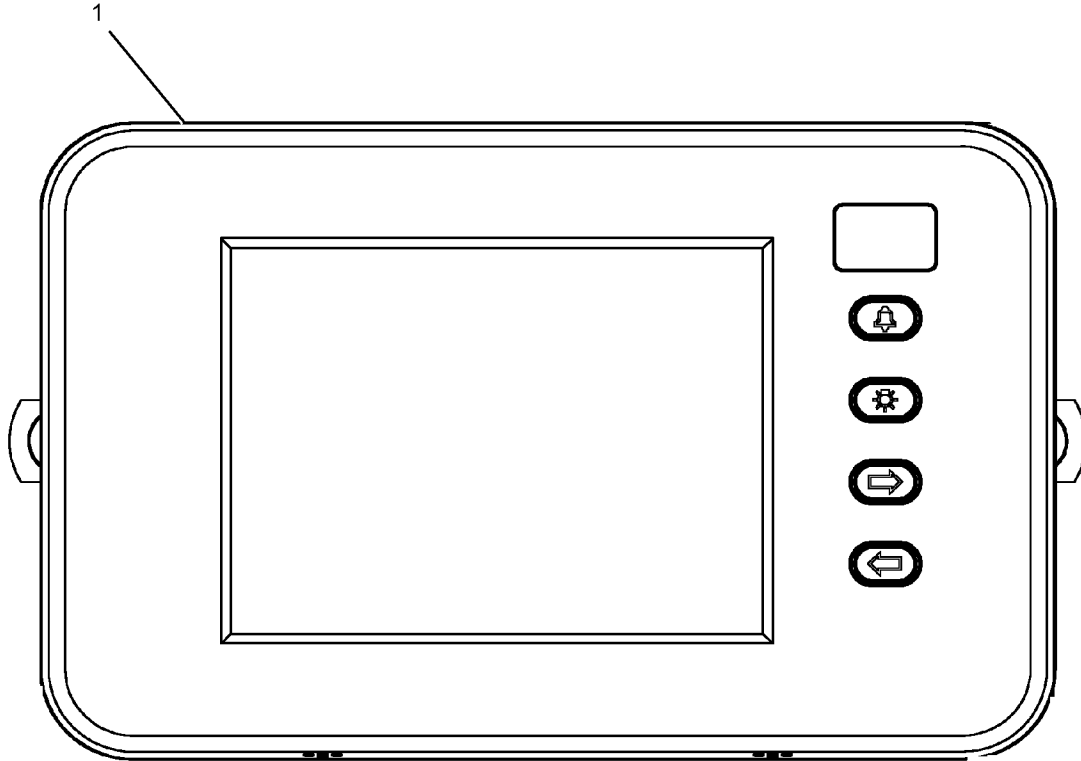
OPERATOR STATION

307-7541 **DISPLAY GP-MONITOR**-MARINE POWER DISPLAY*R
FIELD REPLACEMENT FOR 267-8623-PAGE: 319
PART OF 307-7542 DISPLAY GP-MONITOR
AN ATTACHMENT

SMCS-7490

i04593034

NOTE	REF NO	GRAPHIC REF	PART NUMBER	QTY	PART NAME						SEE PAGE
					1	2	3	4	5	6 (PRODUCT LEVEL)	
	1	1	359-0205	1	COVER (PROTECTION)						



GRAPHIC #1

<END>

g01442741

OPERATOR STATION

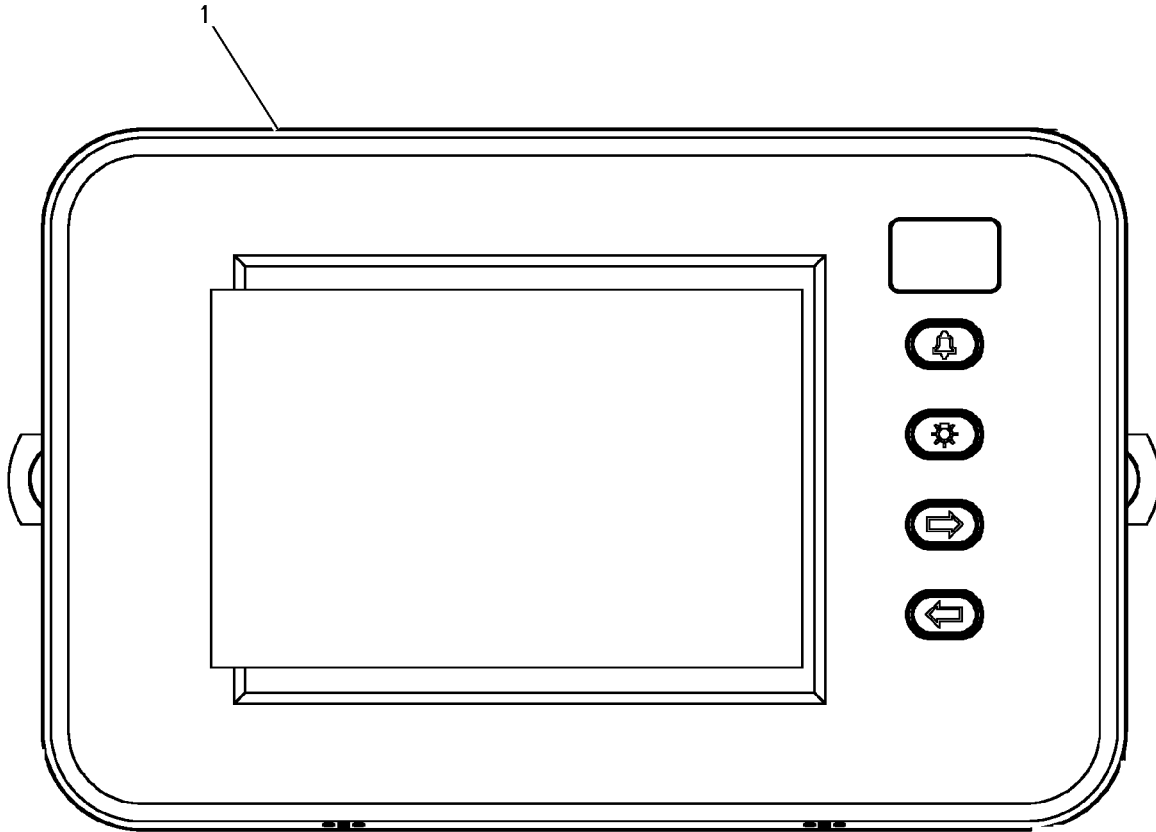
307-7542 ~~DISPLAY GP-MONITOR~~-MARINE POWER DISPLAY PART OF 267-8623 DISPLAY GP-MONITOR AN ATTACHMENT

SMCS-7490

i02958050

NOTE	REF NO	GRAPHIC REF	PART NUMBER	QTY	PART NAME						SEE PAGE
					1	2	3	4	5	6 (PRODUCT LEVEL)	
Y	1	1	307-7541	1	DISPLAY GP-MONITOR (MARINE POWER DISPLAY)						321

Y - SEPARATE ILLUSTRATION



GRAPHIC #1

<END>

g00914466

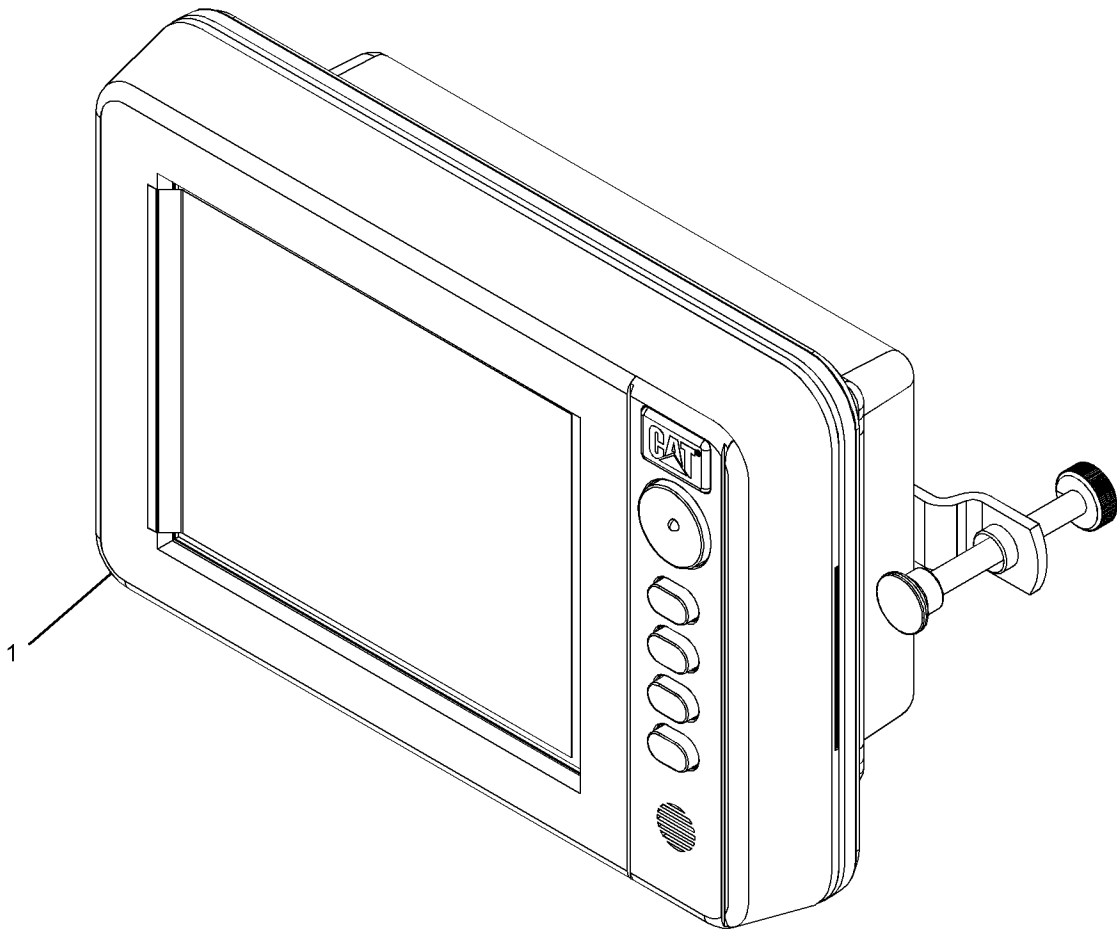
OPERATOR STATION

355-9045 DISPLAY GP-MONITOR-MARINE POWER DISPLAY FIELD REPLACEMENT FOR 355-9046-PAGE: 324 PART OF 355-9046 DISPLAY GP-MONITOR AN ATTACHMENT

SMCS-7490

i04366686

NOTE	REF NO	GRAPHIC REF	PART NUMBER	QTY	PART NAME 1 2 3 4 5 6 (PRODUCT LEVEL)	SEE PAGE
	1	1	327-0552	1	COVER-PROTECTION	
AVAILABLE REPAIR KIT(S):						
			325-4614	1	KIT-MOUNTING BRACKET (KIT INCLUDES MOUNTING BRACKET, CAP, THUMB SCREW, AND MOUNTING SCREW)	



GRAPHIC #1

<END>

g02260513

OPERATOR STATION

355-9046 DISPLAY GP-MONITOR-MARINE POWER DISPLAY

FIELD REPLACEMENT ORDER 355-9045-PAGE: 323

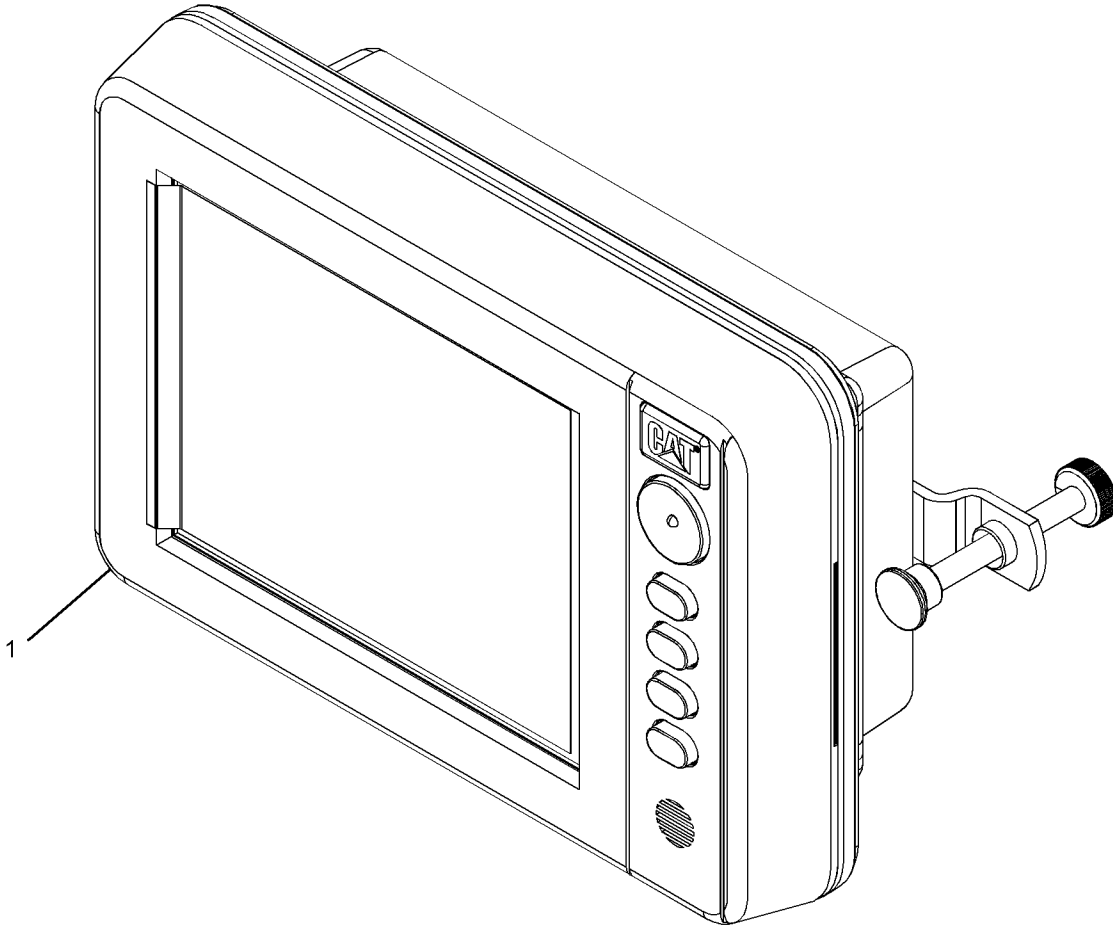
PART OF 284-3005 DISPLAY GP-MONITOR
AN ATTACHMENT

SMCS-7490

i04366687

NOTE	REF NO	GRAPHIC REF	PART NUMBER	QTY	PART NAME						SEE PAGE
					1	2	3	4	5	6 (PRODUCT LEVEL)	
Y	1	1	355-9045	1	DISPLAY GP-MONITOR (UNPROGRAMMED)						323

Y - SEPARATE ILLUSTRATION



GRAPHIC #1

<END>

g02260513

OPERATOR STATION

391-4400 KIT-MONITOR

SINGLE
AN ATTACHMENT

SMCS-7490

i05116009

NOTE	PART NUMBER	QTY	PART NAME 1 2 3 4 5 6 (PRODUCT LEVEL)	SEE PAGE
			(INCLUDES MASTER TRANSPONDERS, GPS & GSM ANTENNA, RF RECEIVER, RF AC SENSOR, IRIDIUM SATELLITE	
			ANTENNA, RF HIGH WATER BILGE SENSOR & RF SMOKE SENSOR)	
			<END>	

391-4401 KIT-MONITOR

TWIN
AN ATTACHMENT

SMCS-7490

i05116052

NOTE	PART NUMBER	QTY	PART NAME 1 2 3 4 5 6 (PRODUCT LEVEL)	SEE PAGE
			(INCLUDES MASTER TRANSPONDERS, SLAVE TRANSPONDERS, GPS & GSM ANTENNA, RF RECEIVER, RF AC SENSOR, IRIDIUM SATELLITE	
			ANTENN, RF HIGH WATER BILGE SENSOR & RF SMOKE SENSOR)	
			<END>	

OPERATOR STATION

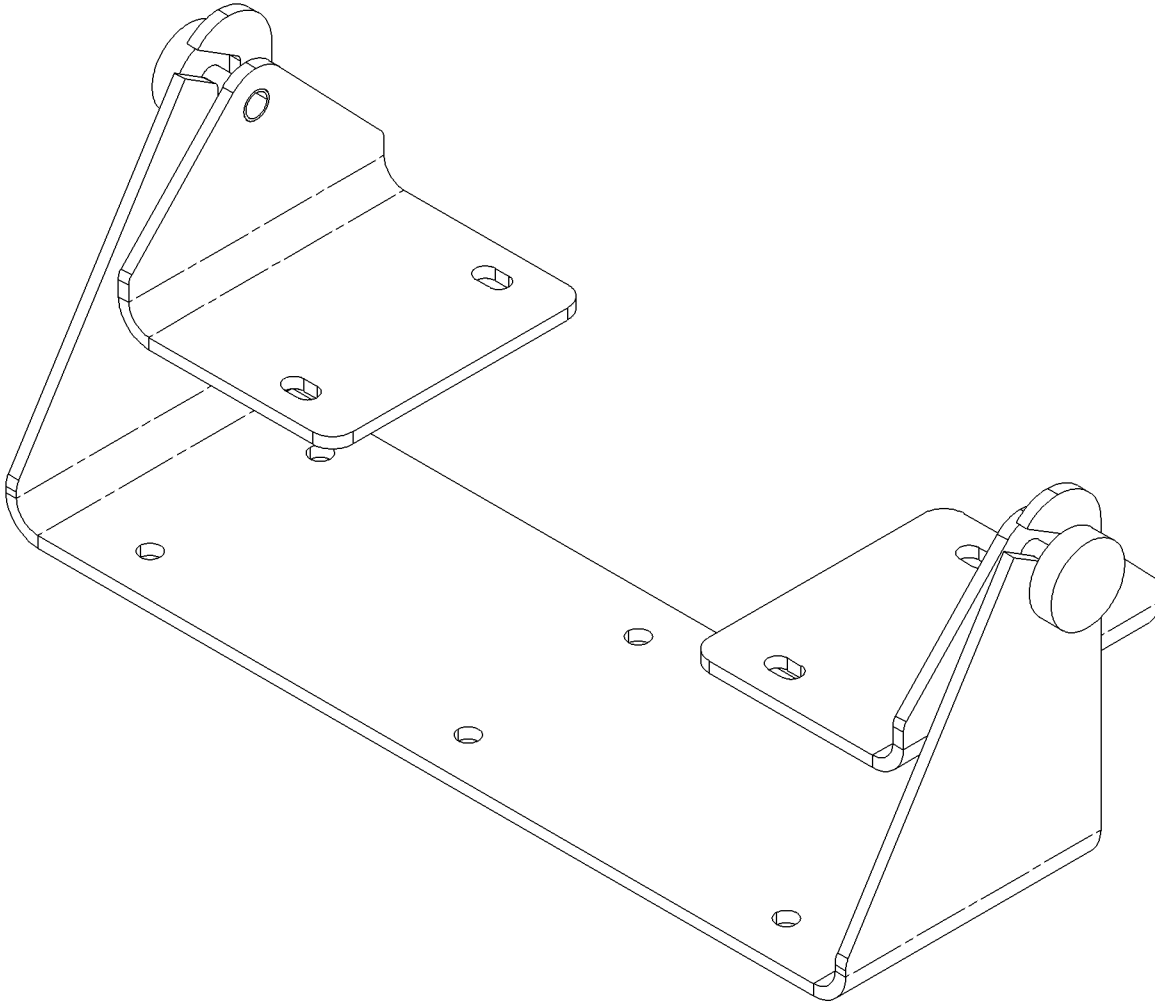
208-0590 MOUNTING GP-CONTROL PANEL

PROVIDES BRACKET AS FOR MARINE POWER DISPLAY
AN ATTACHMENT

SMCS-7451

i02887977

NOTE	REF NO	GRAPHIC REF	PART NUMBER	QTY	PART NAME						SEE PAGE
					1	2	3	4	5	6	
(NO SERVICED PARTS)											



GRAPHIC #1

<END>

g00998770

OPERATOR STATION

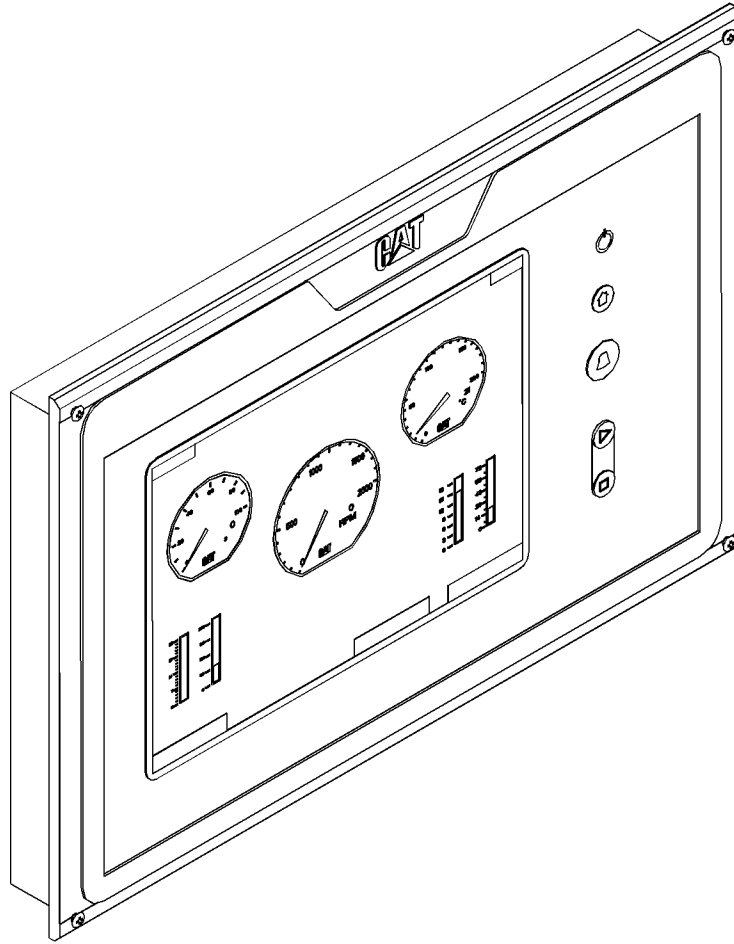
334-2666 PANEL AS-CONTROL AN ATTACHMENT

SMCS-7451

i05122369

NOTE	REF NO	GRAPHIC REF	PART NUMBER	QTY	PART NAME						SEE PAGE
					1	2	3	4	5	6 (PRODUCT LEVEL)	
F			134-4126	4	WASHER (4.52X8.28X0.76-MM THK)						
F			297-2693	4	SCREW (M3X0.5X12-MM)						
FM			8T-2658	4	LOCKNUT (M3X0.5-THD)						

F - NOT SHOWN
M - METRIC PART



GRAPHIC #1

<END>

g03311197

OPERATOR STATION

371-1425 PANEL GP-INSTRUMENT FOR USE WITH THE MARINE ALARM & PROTECTION SYSTEM AN ATTACHMENT TYPE 1

SMCS-7451

i05201243

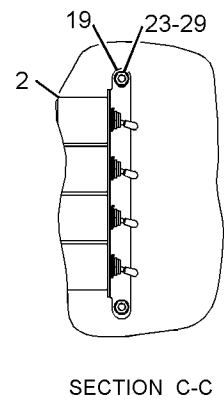
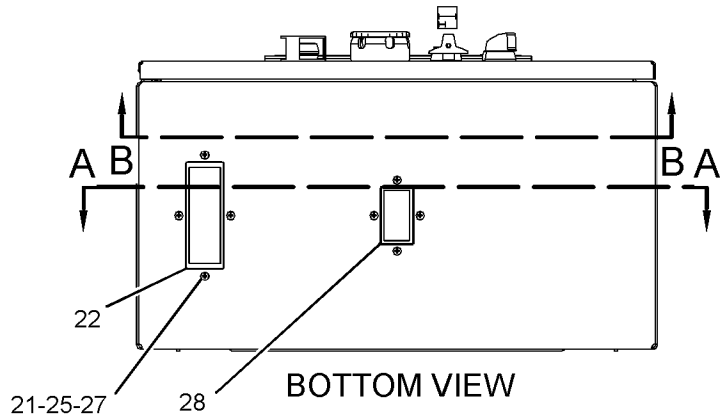
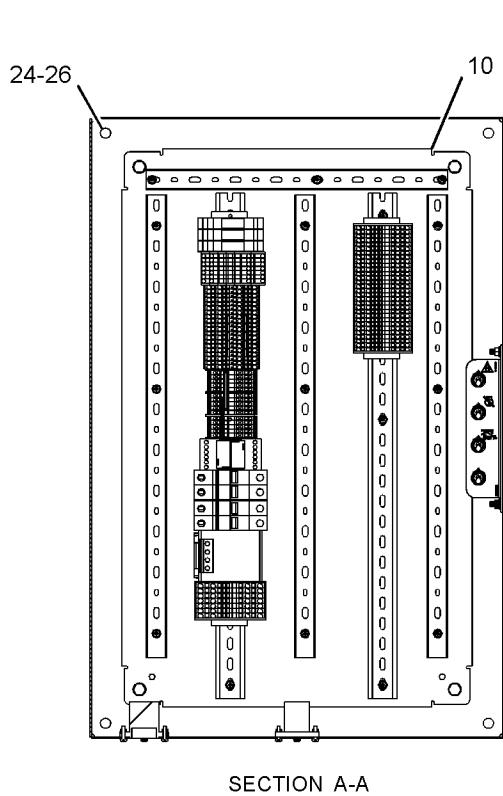
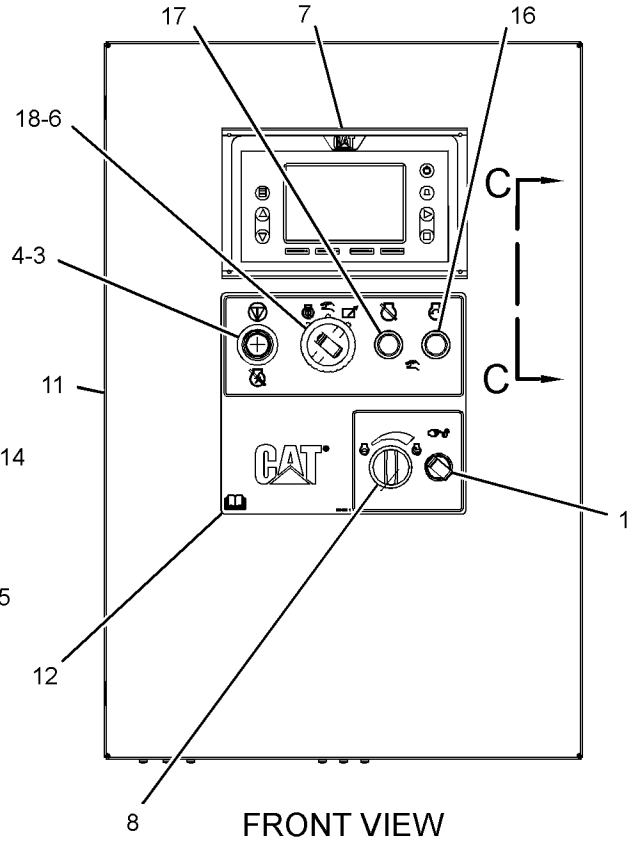
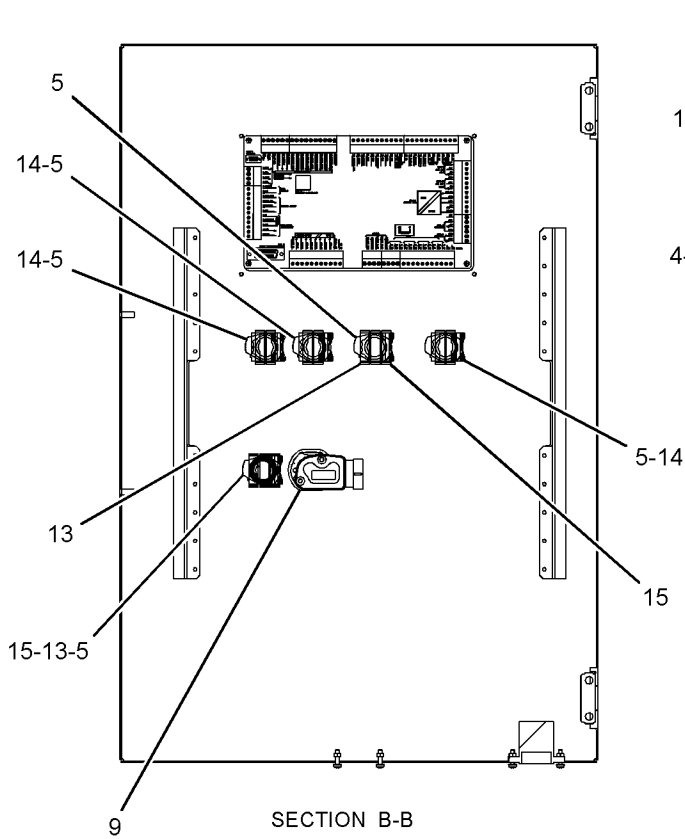
NOTE	REF NO	GRAPHIC REF	PART NUMBER	QTY	PART NAME						SEE PAGE
					1	2	3	4	5	6 (PRODUCT LEVEL)	
	1	1	308-9770	1	SWITCH (2-POSITION)						
	2	1	276-2332	4	SWITCH AS-TOGGLE (ENGINE LOCKOUT) (EACH INCLUDES)						
		1	8T-8729	6	PIN-CONNECTOR (16-GA TO 18-GA)						
		1	102-8805	1	KIT-RECEPTACLE (6-PIN) (INCLUDES RECEPTACLE AS & WEDGE)						
	3	1	308-9773	1	SWITCH AS-PUSH BUTTON (RED) (EMERGENCY STOP)						
	4	1	308-9774	1	RING-PROTECTION						
	5	1	308-9775	5	LATCH-MOUNTING						
	6	1	313-8923	1	SWITCH (3-POSITION MAINTAINED)						
	7	1	334-2665	1	PANEL AS-CONTROL						
M		1	8T-2658	4	LOCKNUT (M3X0.5-THD)						
		1	134-4126	4	WASHER (4.52X8.28X0.76-MM THK)						
		1	297-2693	4	SCREW						
	8	1	356-6069	1	KNOB-CONTROL						
	9	1	360-7540	1	SENSOR GP-POSITION						
Y	10	1	371-1422	1	PANEL GP-CIRCUIT BREAKER						270
	11	1	371-1424	1	BOX AS-INSTRUMENT						
M		1	8T-4130	2	STUD (M6X1X18-MM)						
		1	180-3748	4	INSERT-THREADED (M8X1.25-THD)						
	12	1	376-0941	1	FILM-CONTROL						
	13	1	377-0244	2	BLOCK-CONTACT						
	14	1	377-0245	6	BLOCK-CONTACT						
	15	1	377-0246	4	BLOCK-CONTACT						
	16	1	377-0248	1	SWITCH AS-PUSH BUTTON (GREEN) (START)						
	17	1	377-0249	1	SWITCH AS-PUSH BUTTON (RED)						
	18	1	377-0250	1	SWITCH-SELECTOR						
	19	1	377-0268	1	BRACKET						
	21	1	134-4126	8	WASHER (4.52X8.28X0.76-MM THK)						
	22	1	175-7061	1	RECEPTACLE AS-CONNECTOR						
	23	1	191-2063	2	NUT (M6X1-THD)						
	24	1	225-7947	4	WASHER						
M	25	1	5C-8312	8	NUT (M4X0.7-THD)						
M	26	1	6V-5215	4	BOLT (M8X1.25X16-MM)						
M	27	1	6V-9672	8	SCREW-MACHINE (M4X0.7X16-MM)						
	28	1	9X-0145	1	RECEPTACLE AS-CONNECTOR (24-PIN)						
	29	1	9X-8267	2	WASHER (6.6X12X2-MM THK)						

M - METRIC PART
Y - SEPARATE ILLUSTRATION

OPERATOR STATION

371-1425 PANEL GP-INSTRUMENT (contd.)

i05201243



GRAPHIC #1

<END>

g03112276

OPERATOR STATION

371-1425 PANEL GP-INSTRUMENT FOR USE WITH THE MARINE ALARM & PROTECTION SYSTEM AN ATTACHMENT TYPE 2

SMCS-7451

i05255046

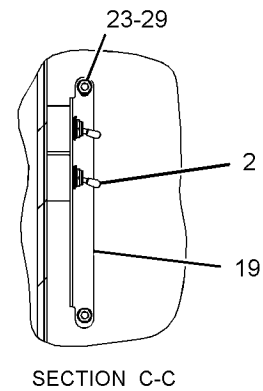
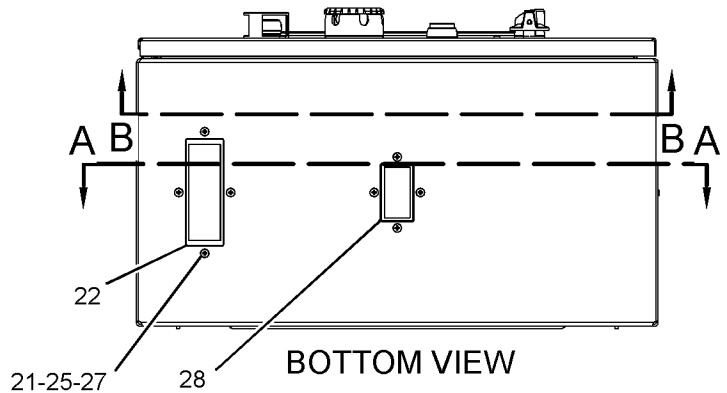
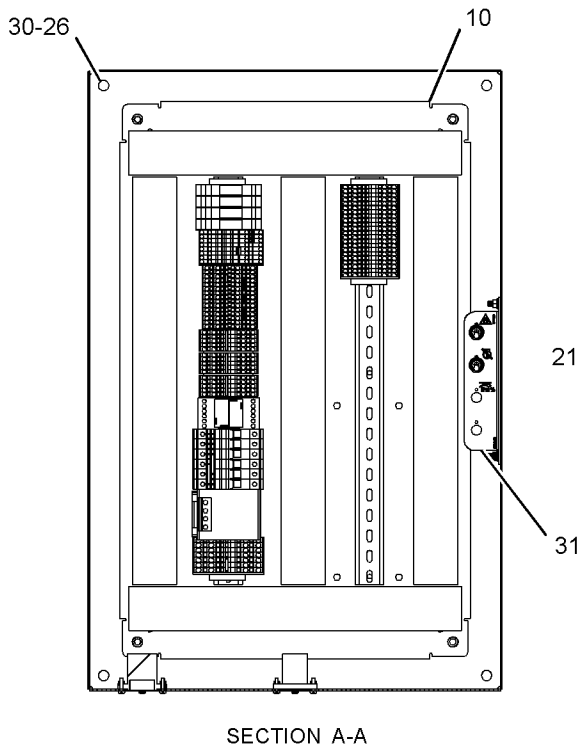
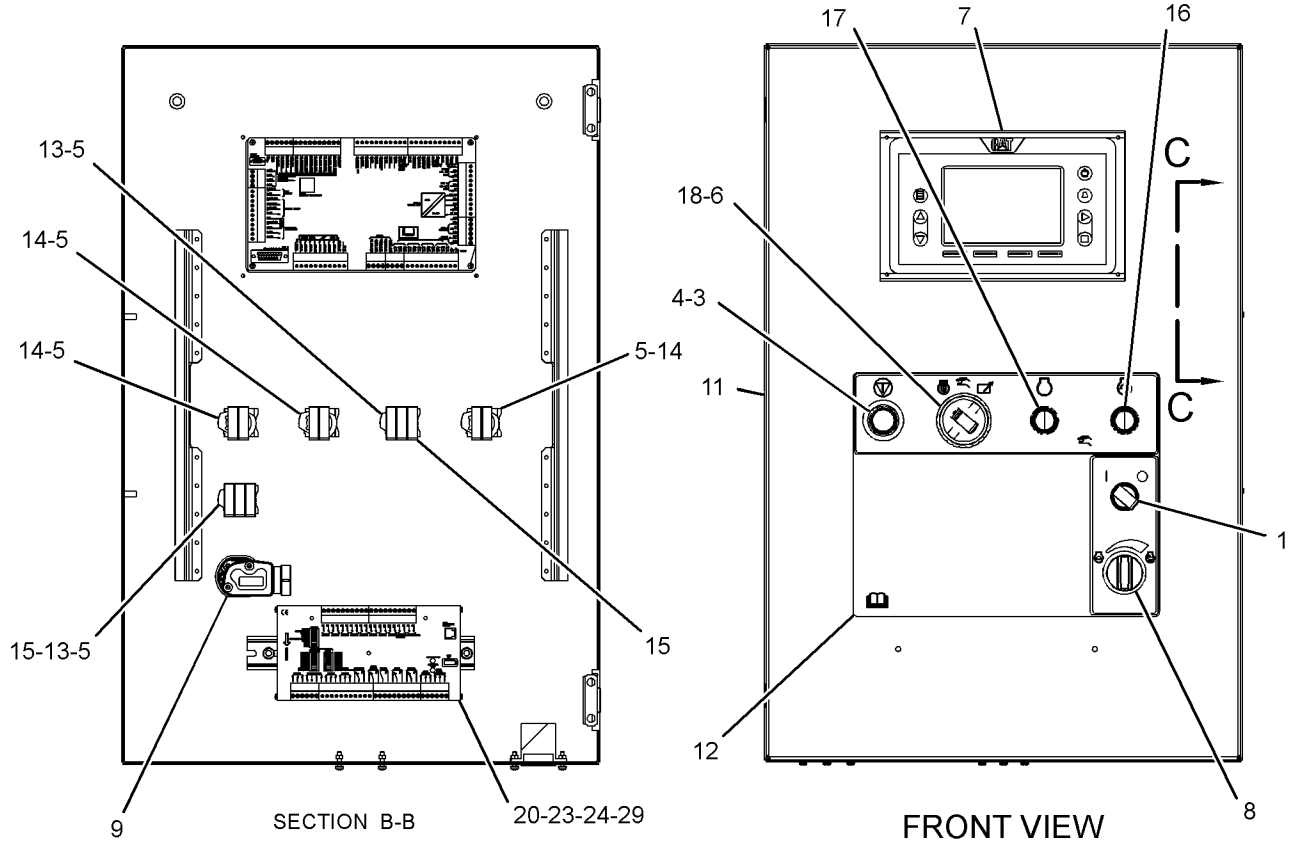
NOTE	REF NO	GRAPHIC REF	PART NUMBER	QTY	PART NAME						SEE PAGE
					1	2	3	4	5	6 (PRODUCT LEVEL)	
	1	1	308-9770	1	SWITCH (2-POSITION)						
C	2	1	276-2332	2	SWITCH AS-TOGGLE (ENGINE LOCKOUT) (EACH INCLUDES)						
		1	8T-8729	6	PIN-CONNECTOR (16-GA TO 18-GA)						
		1	102-8805	1	KIT-RECEPTACLE (6-PIN) (INCLUDES RECEPTACLE AS & WEDGE)						
	3	1	308-9773	1	SWITCH AS-PUSH BUTTON (RED) (EMERGENCY STOP)						
	4	1	308-9774	1	RING-PROTECTION						
	5	1	308-9775	5	LATCH-MOUNTING						
	6	1	313-8923	1	SWITCH (3-POSITION MAINTAINED)						
	7	1	334-2665	1	PANEL AS-CONTROL						
M		1	8T-2658	4	LOCKNUT (M3X0.5-THD)						
		1	134-4126	4	WASHER (4.52X8.28X0.76-MM THK)						
		1	297-2693	4	SCREW						
	8	1	356-6069	1	KNOB-CONTROL						
C	9	1	363-4039	1	SENSOR GP-POSITION						
Y	10	1	371-1422	1	PANEL GP-CIRCUIT BREAKER						270
Y	11	1	371-1424	1	BOX AS-INSTRUMENT						318
	12	1	376-0941	1	FILM-CONTROL						
	13	1	377-0244	2	BLOCK-CONTACT						
	14	1	377-0245	6	BLOCK-CONTACT						
	15	1	377-0246	4	BLOCK-CONTACT						
	16	1	377-0248	1	SWITCH AS-PUSH BUTTON (GREEN) (START)						
	17	1	377-0249	1	SWITCH AS-PUSH BUTTON (RED)						
	18	1	377-0250	1	SWITCH-SELECTOR						
	19	1	377-0268	1	BRACKET						
C	20	1	334-2668	1	PANEL AS-CONTROL						
	21	1	134-4126	8	WASHER (4.52X8.28X0.76-MM THK)						
	22	1	175-7061	1	RECEPTACLE AS-CONNECTOR						
C	23	1	191-2063	4	NUT (M6X1-THD)						
CE	24	1	147-1960		RAIL (240-CM)						
M	25	1	5C-8312	8	NUT (M4X0.7-THD)						
M	26	1	6V-5215	4	BOLT (M8X1.25X16-MM)						
M	27	1	6V-9672	8	SCREW-MACHINE (M4X0.7X16-MM)						
	28	1	9X-0145	1	RECEPTACLE AS-CONNECTOR (24-PIN)						
C	29	1	9X-8267	4	WASHER (6.6X12X2-MM THK)						
	30	1	287-8923	4	WASHER						
	31	1	385-9118	1	FILM						

C - CHANGE FROM PREVIOUS TYPE
E - ORDER BY THE CENTIMETER
M - METRIC PART
Y - SEPARATE ILLUSTRATION

OPERATOR STATION

371-1425 PANEL GP-INSTRUMENT (contd.)

i05255046



GRAPHIC #1

<END>

g03354210

SERVICE EQUIPMENT AND SUPPLIES

6L-4502 CHART-PLATE & FILM

SMCS-7557

i05243633

NOTE	PART NUMBER	QTY	PART NAME 1 2 3 4 5 6 (PRODUCT LEVEL)	SEE PAGE
	106-8602	1	FILM (COOLANT INFORMATION) INSTALL ON TOP CENTER SURFACE OF EXPANSION TANK OR HEAT EXCHANGER.	
	<i>7E-8050</i>	1	FILM GP (EPA CERTIFICATION) CONTACT YOUR LOCAL DEALER. INSTALL IN A VISIBLE LOCATION ON THE TUBING FROM THE SEA WATER OUTLET TO THE AFTERCOOLER INLET. WITH SERIAL NUMBER POSITIONED IN THE UPPRER RIGHT HAND CORNER. INSTALL LAMINATE 178-0478 OVER FILM.	
	233-0060	2	FILM-NOTICE (LIFT EYE LOCATION) INSTALL ON INSIDE SURFACE OF LIFTING EYES, JUST BELOW EYES.	
	228-3581	2	FILM-WARNING (DO NOT OPERATE, READ OMM) INSTALL ONE ON THE LH AND RH VALVE COVER BASE TOWARDS FRONT OF ENGINE. ON TOP SURFACE OF INSTRUMENT PANEL BOX.	
	224-8945	2	FILM-WARNING (DO NOT USE ETHER, U.S.) INSTALL CENTERED ON AIR CLEANER COVER IF APPLICABLE.	
	225-4257	2	FILM-WARNING (HOT FLUID UNDER PRESS) INSTALL ON TOP SURFACE OF EACH EXPANSION TANK OR HEAT EXCHANGER..	
	115-5852	2	PLATE & FILM GP (ENGINE INFORMATION) CONTACT YOUR LOCAL DEALER. INSTALL IN A VISIBLE/READABLE LOCATION ON SERVICE SIDE OF ENGINE ON THE EXHAUST MANIFOLD. INSTALL LAMINATE OVER SILVER FILM. IF REQUIRED INSERT DUPLICATE LABEL INTO PLASTIC BAG 3-0072848.	
	3N-3790	1	PLATE-SERIAL NUMBER (ENGINE) CONTACT YOUR LOCAL DEALER. REFLATTEN AFTER STAMPING. INSTALL ON LH SIDE OF BLOCK NEAR FRONT FACE AT BOTTOM OF WATER JACKET USING LOCTITE COMPANY DEPEND ADHESIVE. STAMP SERIAL NUMBER IN BLOCK JUST BELOW PLATE IN FIGURES 6 HIGH.	
<END>				

SERVICE EQUIPMENT AND SUPPLIES

418-1312 COVER GP-PROTECTION

RH SERVICE DUPLEX

FOR USE WITH C32 SCAC MARINE PROP ENGINES

AN ATTACHMENT

SMCS-795C

i05242316

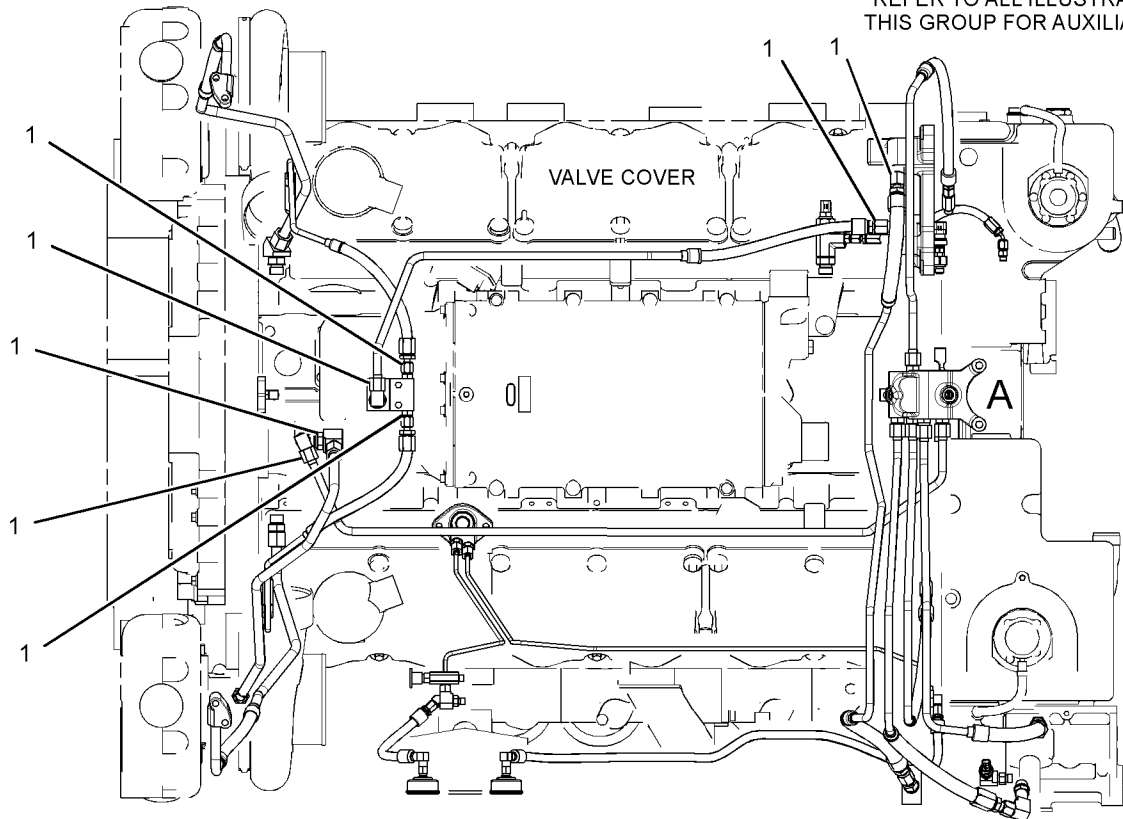
NOTE	REF NO	GRAPHIC REF	PART NUMBER	QTY	PART NAME						SEE PAGE
					1	2	3	4	5	6 (PRODUCT LEVEL)	
B	1	1,2	237-3860		TAPE (ANTI-SPLASH, 50-MM WIDE)						
B - USE AS REQUIRED											

SERVICE EQUIPMENT AND SUPPLIES

418-1312 COVER GP-PROTECTION (contd.)

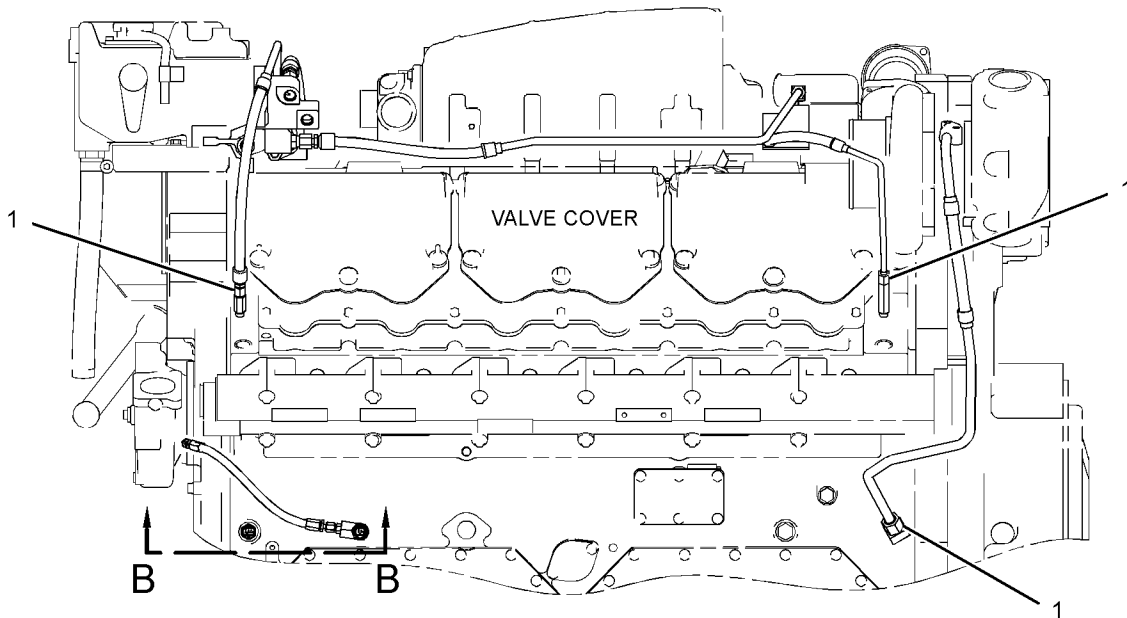
i05242316

REFER TO ALL ILLUSTRATIONS OF THIS GROUP FOR AUXILIARY VIEWS



TOP VIEW OF ENGINE

(TYPICAL VIEW OF TAPED JOINT)



LEFT SIDE VIEW OF ENGINE

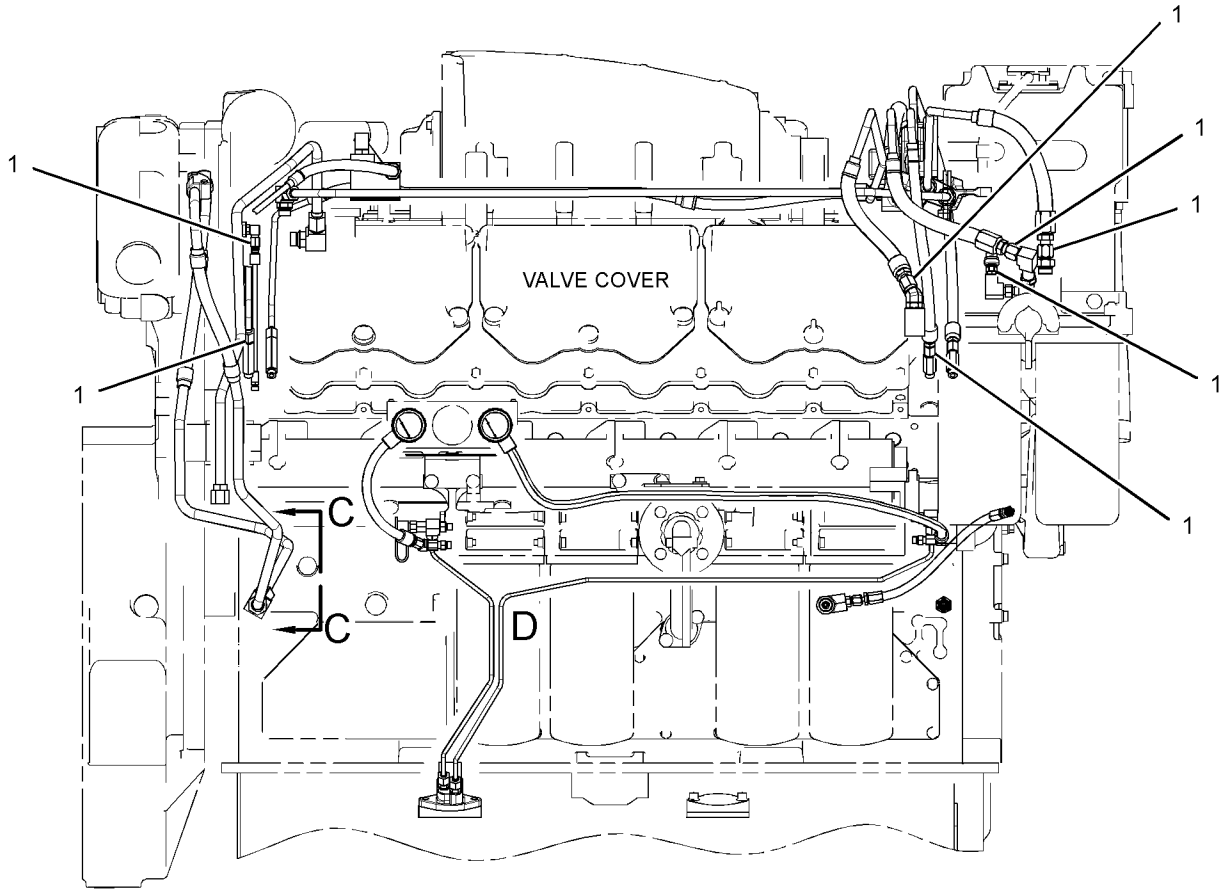
GRAPHIC #1

g03289896

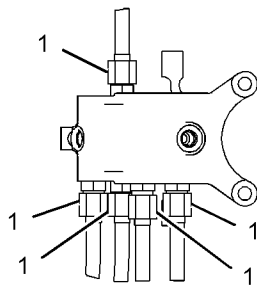
SERVICE EQUIPMENT AND SUPPLIES

418-1312 COVER GP-PROTECTION (contd.)

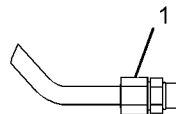
i05242316



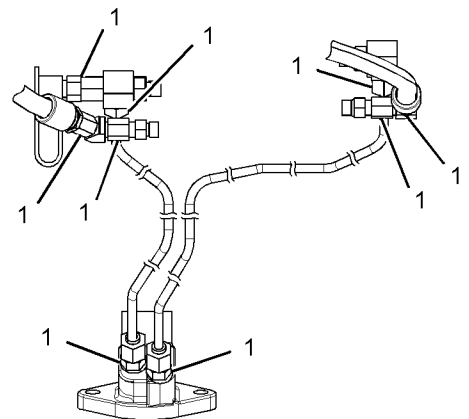
RIGHT SIDE VIEW OF ENGINE



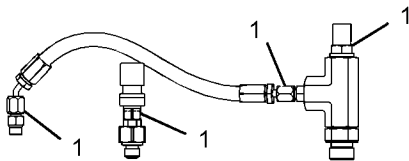
VIEW OF AREA A



VIEW C-C



VIEW OF AREA D



VIEW B-B

GRAPHIC #2

<END>

g03291858

SERVICE EQUIPMENT AND SUPPLIES

418-8173 COVER GP-PROTECTION

LH SERVICE DUPLEX
FOR USE WITH C32 SCAC MARINE PROP ENGINES
AN ATTACHMENT

SMCS-795C

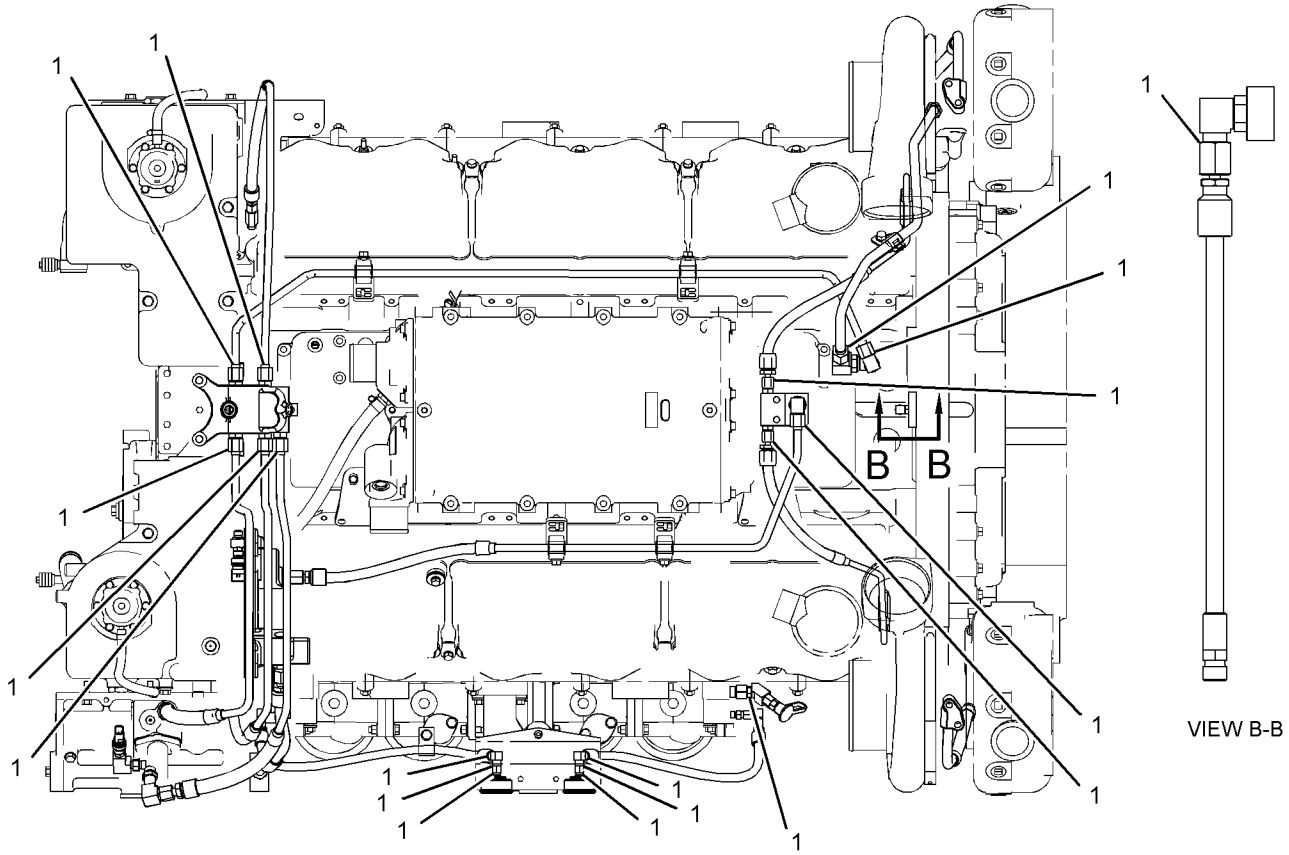
i05242324

NOTE	REF NO	GRAPHIC REF	PART NUMBER	QTY	PART NAME						SEE PAGE
					1	2	3	4	5	6	
B	1	1,2	237-3860		TAPE (ANTI-SPLASH, 50-MM WIDE)						
B - USE AS REQUIRED											

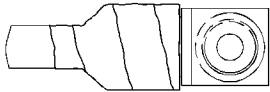
SERVICE EQUIPMENT AND SUPPLIES

418-8173 COVER GP-PROTECTION (contd.)

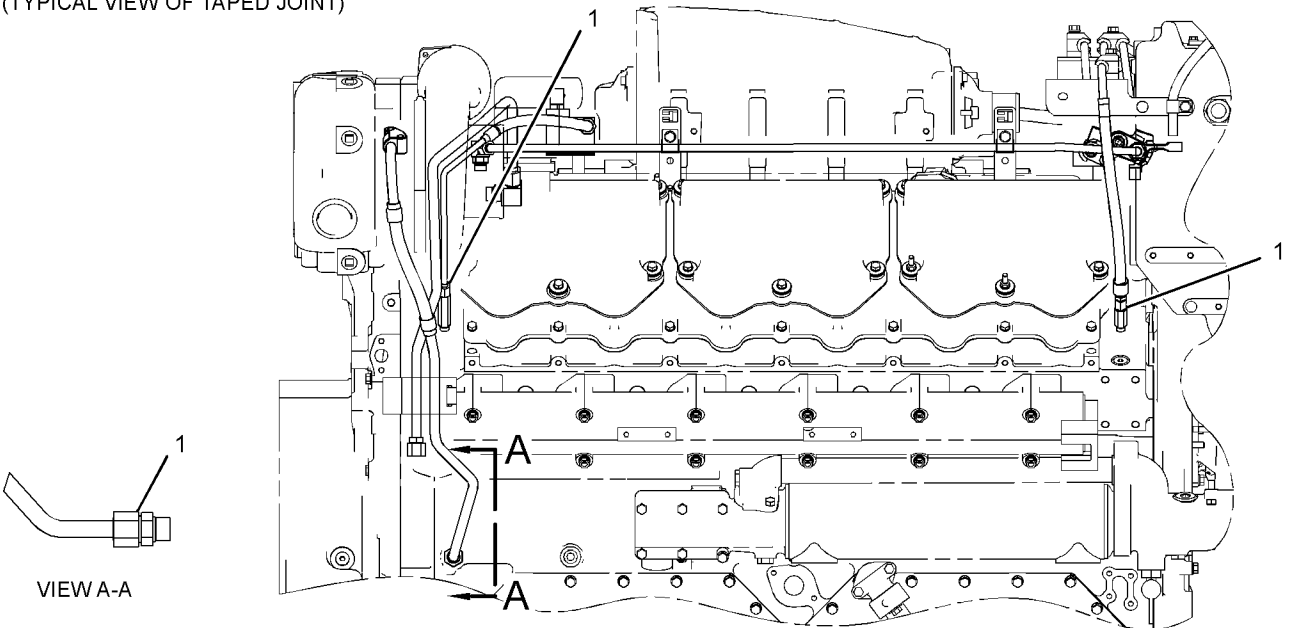
i05242324



TOP VIEW OF ENGINE



(TYPICAL VIEW OF TAPED JOINT)



RIGHT SIDE VIEW OF ENGINE

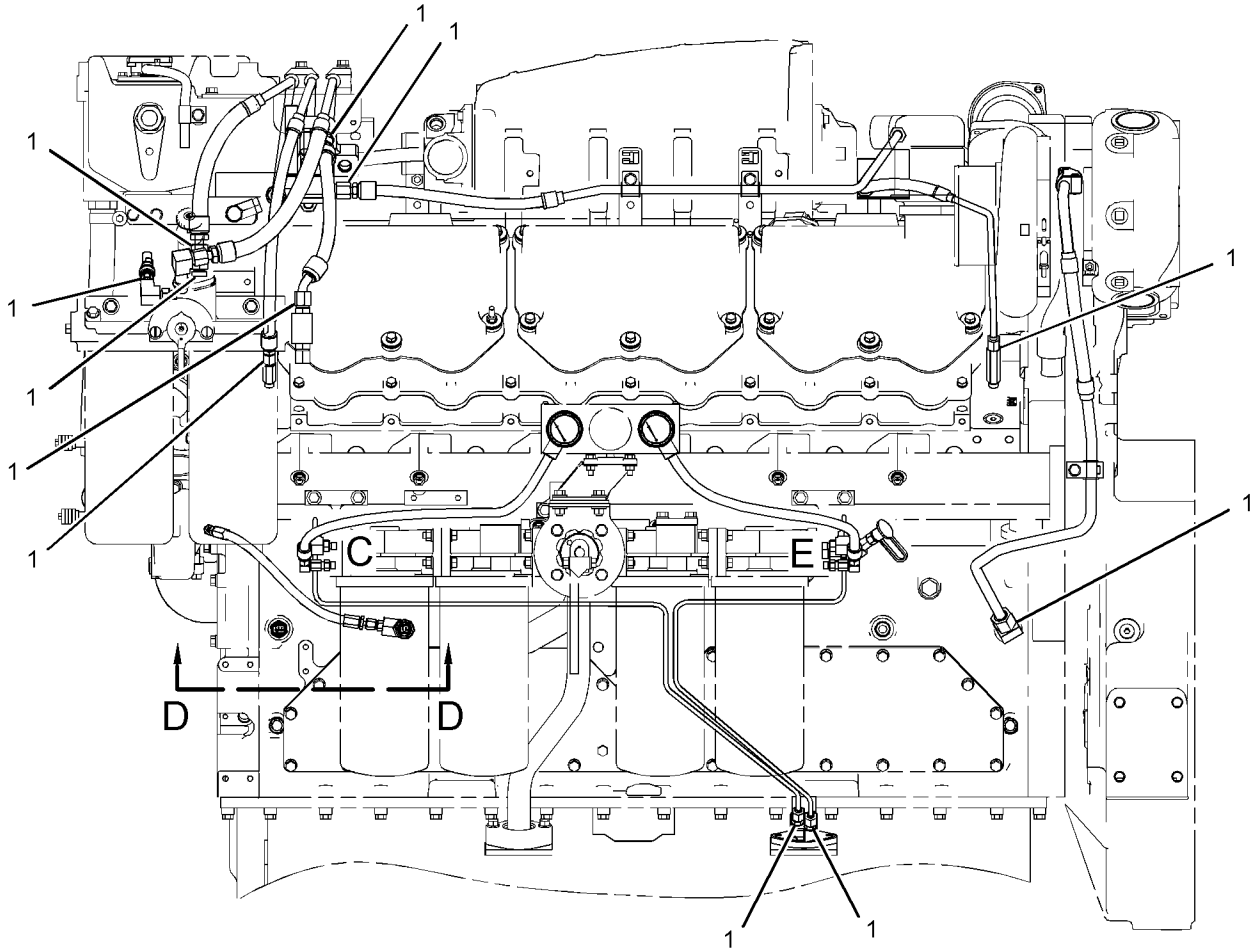
GRAPHIC #1

g03295796

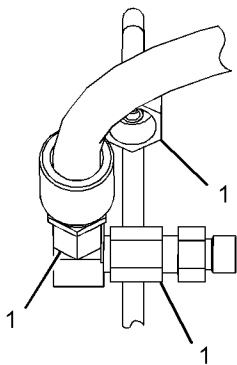
SERVICE EQUIPMENT AND SUPPLIES

418-8173 COVER GP-PROTECTION (contd.)

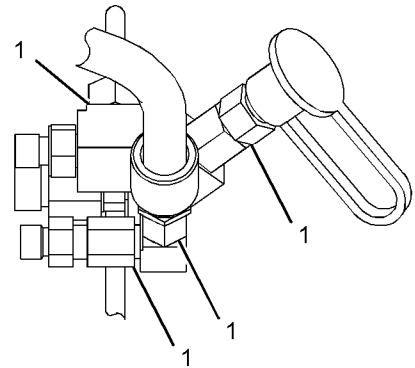
i05242324



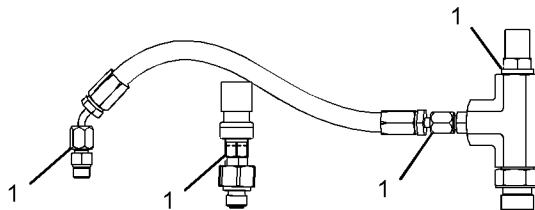
LEFT SIDE VIEW OF ENGINE



VIEW OF AREA C



VIEW OF AREA E



VIEW D-D

<END>

GRAPHIC #2

g03295797

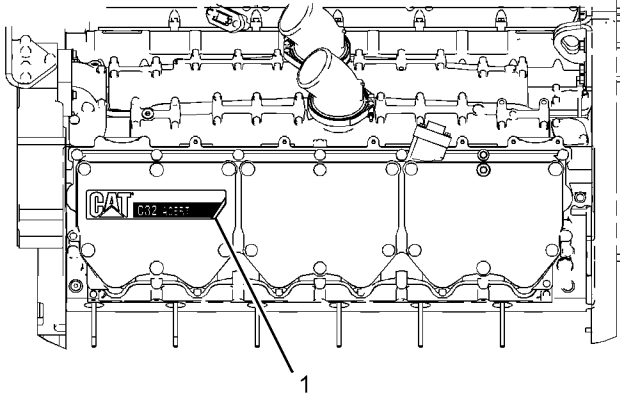
SERVICE EQUIPMENT AND SUPPLIES

266-9848 PLATE GP-ENGINE IDENTIFICATION

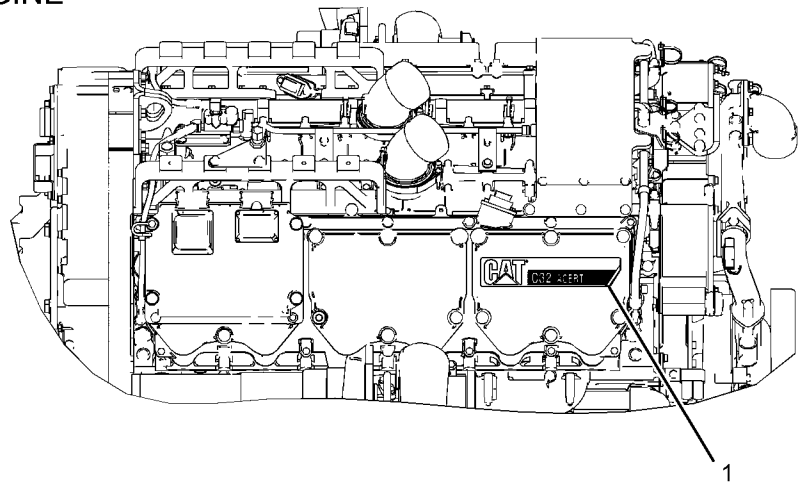
SMCS-7557

i02748053

NOTE	REF NO	GRAPHIC REF	PART NUMBER	QTY	PART NAME						SEE PAGE
					1	2	3	4	5	6 (PRODUCT LEVEL)	
	1	1	294-0537	2	PLATE-IDENTIFICATION (CAT C32, ACERT)						



LEFT SIDE VIEW OF ENGINE



RIGHT SIDE VIEW OF ENGINE

GRAPHIC #1

<END>

g01378485

PART NUMBER INDEX

Part	Page	Part	Page	Part	Page	Part	Page
0							
			159		159	1D-4706	145
OL-0639	20		162		167	1F-0750	63
OL-1024	208		164	OT-0102	100		96
	211		226		107		130
OL-1143	67		274		111		150
	74	OS-1589	276	OT-0573	73		161
	81		28		100		222
	95		29		104		226
	103	OS-1590	93		123	1F-7854	150
	107		23		161	1F-7958	174
	110		100		167	1H-1023	297
	222		104			1H-2629	297
	226		107			1H-3244	247
OL-1351	26		111			1H-3337	12
	46		129				135
	47		219			1H-7339	48
	48	OS-1591	21	1A-0168	167	1K-2673	21
	103		48	1A-1135	176	1K-2811	20
	110		49		178	1K-3621	20
	123		65	1A-1460	74	1L-6561	104
	130		81		81		111
	179		94	1A-2029	26	1L-6931	21
	190		123		58	1M-0644	134
OL-1352	52		155		96	1M-3381	129
	69		172		97	1M-9968	297
	152		176		104	1M-9971	297
	185		178		111	1N-3825	53
OL-2070	100		222		130	1N-5999	80
	110	OS-1594	226		131		116
	131		21		140		120
	155		23		158	1N-7513	21
	223		24		162	1P-0436	214
OS-0509	54		25		164		216
	130		26		175	1P-1120	196
	152		75		222	1P-4278	179
	293		96		226		181
	307		97		251		182
	310		98	1A-4273	307	1P-4693	21
OS-1566	81		99	1A-5964	159	1P-7346	54
OS-1571	45		104		167	1R-0755	214
	48		111		222		216
	50		123		226	1R-1808	100
	51		126	1A-8063	10		103
	54		127	1A-9579	13		107
	75		128	1B-2790	214		110
	100		129		216		110
	103		131	1B-2886	42	1S-1770	196
	107		159		90	1S-7446	297
	111		179	1B-5357	201	1T-0720	58
	130		185		202		185
	152		199	1B-7182	176	1T-0765	131
	171		222		178	1T-0808	297
	185		226	1B-8704	104	1W-1038	23
	269		307		111	1W-8793	150
OS-1573	43	OS-1595	307	1B-8705	54	1Y-7574	49
	44	OS-1597	297		58		
OS-1585	49		307	1B-9575	216		
	171	OS-1608	126	1C-2251	100		
	172		128		104		
	174		142		104		
OS-1587	21	OS-1615	179		142	2A-1531	167
OS-1588	58		181		152	2A-4429	41
	73		182		157	2A-4639	123
	100	OS-1616	70		162	2B-1015	10
	103	OS-1619	26		164		74
	107		67	1D-4569	11	2B-2694	214
	111		95		74		216
	123		152		81	2B-2695	54
	127		155		88		123
	129		159		89		155
	141		167		167	2D-6392	297
	152	OT-0055	157	1D-4616	11	2D-6642	214
	155		167		74		216
		OT-0065	152		81	2D-9454	21
					89	2F-6678	297

1

2

PART NUMBER INDEX

Part	Page	Part	Page	Part	Page	Part	Page
	54	4P-7429	269		97	5M-3034	297
	56		307		98	5M-3062	132
	58	4P-7581	269		99		150
4N-0685	32		302	5L-3773	201		161
4N-0794	25		305		202		166
	75		306	5L-4504	96		313
	316		307		97		314
4N-0848	56	4P-8134	104		99	5M-6509	155
	58		307	5L-5709	103	5N-3790	▶20
4N-0913	130		46		110		21
4N-0914	130	4R-8686	47	5L-9647	20	5N-6958	81
4N-0932	209		276	5M-1932	64	5N-7094	21
4N-1114	28	4S-1962	246	5M-2894	24	5N-7095	21
	29	4S-4857	21		25	5N-7153	21
4N-1294	127	4V-7173	30		26	5N-7330	▶21
	129	4W-3034	31		46		81
4N-1359	89	4W-5698	31		47	5N-7440	21
4N-1650	35	4W-5699	31		48	5N-7442	21
4N-1683	24	4W-5700	31		50	5N-7471	21
4N-1946	155	4W-5701	31		51	5P-0063	179
	159	4W-5822	74		52		183
4N-1948	176	4W-8403	21		65	5P-0537	54
	178	4W-8404	21		67		70
4N-2388	▶138	4W-8688	11		69		179
4N-2629	25		74		73		181
4N-2630	25		81		75		182
	96	4W-8689	11		95		214
	97		74		96		216
	98		81		97	5P-1075	61
	99				98		62
4N-4352	199				99		63
4N-5037	167				100		66
4N-5447	167				104		116
4N-5837	4				107		120
	5	5B-0213	56		111	5P-1251	179
	6		58		123	5P-1370	58
	7	5B-2638	73		126	5P-1420	179
	8		100		127		181
	175		104		128		182
4N-6658	32		107		129	5P-1476	264
4N-7050	▶135		111		130	5P-1947	161
4N-7082	100	5B-5251	20		134	5P-2569	152
	103	5B-9603	144		140	5P-2645	144
	107		146		141		146
	110	5C-8312	270		142		155
4N-7182	1		328		144	5P-2766	218
	75		330		146	5P-3860	190
4N-7183	58	5D-2751	20		152		191
4N-8150	100	5E-8771	54		155		195
	103		56		161	5P-3863	142
	107		58		162		164
	110	5F-4899	23		164	5P-4116	15
	131		152		167		16
4P-0706	222		181		171		104
	226		182		172		111
4P-0707	222		185		179		116
	226	5F-7403	58		181		120
4P-1650	48	5F-7404	58		182		123
4P-2785	▶196	5G-0817	116		185		190
	198		120		190		191
4P-3817	196		123		205		195
4P-3818	196	5H-1504	39		219	5P-4255	56
4P-3819	196	5H-8985	148		223	5P-4318	58
4P-3821	196		176		227	5P-4362	179
4P-5820	▶288	5J-2974	152		235	5P-5813	21
	289	5J-5314	297		251	5P-5855	201
	289	5K-8652	223		269		202
4P-5963	▶289		227		274	5P-6001	254
4P-6523	196	5L-2012	20		276		255
4P-6524	196	5L-2016	20		293		315
4P-6527	196	5L-2017	21		302	5P-6298	272
4P-6528	196	5L-2026	21		307	5P-6944	111
4P-6529	196	5L-2952	96		310	5P-7465	150
4P-7428	58				316	5P-7507	116

5

PART NUMBER INDEX

Part	Page	Part	Page	Part	Page	Part	Page
	120	6D-3479	104		216		164
	123		111	6N-6251	214		170
5P-7530	132	6D-7146	203		216	6V-6923	242
	167	6F-7701	287	6N-7654	42	6V-7359	150
5P-7813	80	6I-0213	230		43	6V-7488	274
	104		232		44	6V-7981	73
	111		233	6N-9908	209	6V-8076	282
	116	6I-0928	41	6P-4975	159		283
	120	6I-1418	251	6T-0363	272	6V-8077	111
5P-8068	130	6I-4025	39	6T-0371	272	6V-8182	136
5P-8167	302	6I-4953	155	6T-0372	272		137
5P-8244	145	6I-4955	152	6T-0465	261		139
5P-8245	46	6J-3913	56	6V-0128	12	6V-8185	15
	47		58	6V-1230	204		16
	50	6J-8356	103	6V-1322	297		104
	51		110	6V-1363	117	6V-8186	116
	67	6K-0806	260		121		120
	71	6K-1972	295		124	6V-8187	247
	88	6K-3607	222	6V-1520	167	6V-8188	297
	89		227	6V-1585	159	6V-8189	104
	167	6K-6307	161	6V-1867	162		111
	171	6L-2609	96		164		116
	172		97	6V-1868	162		120
	174		98		164	6V-8628	104
	202		99	6V-1869	162		111
	307	6L-3428	214		164	6V-8642	132
5P-8247	81		216	6V-2722	253	6V-8801	116
	88	6L-3960	20	6V-2734	21		120
	91	6L-3964	20	6V-2735	21		150
	92	6L-3965	20	6V-3250	148		268
	93	6L-3966	20		157		314
	307	6L-4428	35	6V-3319	56	6V-9003	132
5P-8248	10	6L-4502	▶332		58	6V-9027	144
	11	6L-5151	21	6V-3507	104		145
	74	6L-7817	152		111		146
	81	6L-8562	167	6V-3535	64		150
	89	6N-0008	159		185		152
	289	6N-0163	89	6V-4292	155		155
5P-8356	35	6N-0448	131	6V-4589	58		159
5P-8429	58	6N-0452	131	6V-5048	100		177
5P-8922	139	6N-0561	199		104	6V-9152	145
5P-8937	274	6N-0624	131		107	6V-9672	328
5P-9085	116	6N-0821	100		111		330
	123		107		214		
5P-9299	127	6N-0824	100		216		
	129		103	6V-5049	79		
	179		107	6V-5063	150		
5P-9617	111		110		159		
5S-0003	123	6N-1050	130	6V-5064	150	7B-2742	214
	223	6N-1258	103		169		216
	227		110		179	7B-3235	50
5S-0581	176	6N-1259	103		181		51
	178		110		182		56
5S-4517	208	6N-1396	75	6V-5215	328		58
5S-7379	63	6N-3170	110		330		71
	66	6N-3279	297	6V-5217	123		185
	116	6N-3732	107		190	7C-0145	138
	120		110	6V-5553	26	7C-0307	167
	150	6N-3826	297	6V-5839	58	7C-1511	134
	191	6N-4204	103		73	7C-1512	134
	195		110	6V-6228	214	7C-7446	196
5S-7383	132	6N-4205	103		216	7C-7447	196
			110	6V-6609	32	7C-9008	315
		6N-4400	74		39	7C-9614	35
			81		142	7C-9906	179
		6N-4432	▶199		143		181
		6N-4472	107		144	7D-1553	161
			110		145	7D-1649	71
		6N-4481	107		146		185
			110		152	7E-0485	196
		6N-6037	42		155	7E-5346	214
			43		157		216
6D-2928	104		44		159	7E-6508	13
	111	6N-6248	214		162	7E-8050	332

6

7

PART NUMBER INDEX

Part	Page	Part	Page	Part	Page	Part	Page
7F-3425	167		120	8P-1438	49		164
7F-3488	297	7X-0293	136	8S-0023	116		166
7F-3525	272	7X-0295	150		120	8T-4994	136
7F-9090	100	7X-0440	30		123		137
	104	7X-0562	297	8S-0948	155		139
	107	7X-0579	251	8S-2332	300	8T-5346	263
	111	7X-0613	184	8S-6511	134	8T-6757	35
7J-0204	188	7X-3373	297	8S-9191	230		37
	189	7X-6222	263		232	8T-6761	75
	192	7X-7729	161		233	8T-6764	148
	193	7X-7958	179	8T-0325	317		176
	194			8T-0328	247	8T-6765	25
7J-8611	116				297		206
	120				317	8T-8729	284
	123			8T-0337	270		289
7J-8902	296			8T-1703	157		328
7K-1181	104				159		330
	218	8B-4884	104		132	8T-8730	315
	276		111	8T-1887	223	8T-8737	12
	293	8C-3089	235		227		254
	302		297	8T-1888	132		255
	303	8C-3445	100		223		256
	304		103		227		257
	305		107	8T-1889	150		258
	306	8C-3446	100	8T-1890	150		259
	307		104	8T-2502	136		260
	310		107	8T-2658	327		261
	311		111		328		263
	312		159		330		273
	315	8C-6354	254	8T-4130	318		293
7K-3116	54	8C-7508	270		328	8T-8911	251
7K-9197	104	8C-9660	297	8T-4162	10	8T-8915	132
	111	8F-1434	247		11	8T-8919	150
	150		297		74	8T-8924	136
7L-2894	297	8F-8544	185		81		137
7M-0324	297	8F-8833	103		89		139
7M-0325	297		110	8T-4189	116	8T-9043	117
7M-0326	297	8K-4739	50		120		121
7M-0327	297		51		191	8T-9101	117
7M-7273	207		171		195		150
	210		172	8T-4205	12		121
7M-8485	267		245		15	8T-9357	155
7M-8651	297		246		16	8T-9377	185
7N-0911	103	8L-2777	84		104		203
	110	8L-2786	107		111	8T-9378	117
7N-0912	103		111		247		121
	110	8L-8877	103		297		123
7N-0913	103	8M-0505	223	8T-4223	150		132
	110		226	8T-4224	30		249
7N-0914	103	8M-0506	223		116	8T-9655	251
	110		227		120		
7N-2156	134	8M-2772	104		150		
7N-2432	49		111		251		
7N-2443	54	8M-5860	152	8T-4646	150		
7N-2482	48	8M-6755	53	8T-4896	15		
7N-2491	48	8M-8489	134		16	9B-7237	117
7N-2533	49	8M-9024	130		117		121
7N-2550	49		144		120	9F-5599	272
7N-2558	48		145		132	9F-6641	11
	48		146		136		74
7N-3194	196		199		150		81
7N-4081	139	8M-9124	199		185	9G-4101	297
7N-6608	196	8N-0869	264		191	9G-4343	261
7N-7688	152	8N-1174	127		195		264
7S-5005	31		129		203	9G-4344	261
7T-1099	251	8N-2104	130		249		264
7T-3974	297	8N-3653	214		184	9G-7101	223
7W-1250	53		216	8T-4908	152		227
7W-2297	209	8N-4158	196	8T-4983	152		
7W-2731	103	8N-4160	196		161	9H-1031	32
	110	8N-8846	182		181	9H-3757	297
7W-3447	75	8N-9339	10		182	9H-8872	49
7W-5729	21		74	8T-4984	152	9J-6785	152
7W-7778	208		81		155	9L-1321	61
7X-0288	116		89		162		62

8

9

PART NUMBER INDEX

Part	Page	Part	Page	Part	Page	Part	Page
	63		107		152		287
9L-5854	34		111		157	033-6031	30
9L-6770	247		124		158	033-6033	242
9L-8412	208		126		185	034-1432	139
	211		127		251	034-3679	204
9L-9166	157		128	9X-6932	264	045-4065	298
9M-0853	100		129	9X-7317	220	052-0572	150
	103		152		221	053-2294	70
	107		155		232	061-8639	70
	110		166	9X-7371	175		83
	131		167		177	081-5622	103
9M-1974	13		175	9X-7385	214		110
	124		177		216		
	155		223	9X-7430	37		
	214		227	9X-7737	244		
	216		251	9X-8267	328		
	223		313		330		
	227	9S-9334	67	9X-8873	167	100-3237	132
	293		169	9X-8875	71		222
9M-5590	152		214	9X-8876	167		226
9M-6527	176		216	9X-8880	88	100-5072	230
	178	9X-0145	328		91		232
	174		330		92		233
9M-6590	174	9X-0262	279	9X-9591	218	100-5725	268
9M-8915	196		280		252		314
9N-0869	216	9X-0347	256	9X-9857	252	100-6531	247
9N-2038	209	9X-1386	288	9Y-6089	28	100-6816	209
9N-2041	196		289		29	101-1365	56
9S-1354	21	9X-1813	254		296	101-2749	175
9S-2390	247		255		300		177
9S-2544	297		259	9Y-9236	179	101-3374	54
9S-4182	100		262		181	101-8564	75
	107		263		182	102-5861	56
	111		264				58
	155	9X-3265	263			102-8801	12
	214	9X-3401	12				253
	216		253				261
	223		254			102-8802	288
	227		255	001-6301	150		292
9S-4183	142		259	001-7042	150	102-8803	255
	162		260	008-8381	150		284
	164		261	012-7950	21	102-8805	254
9S-4185	32		262	030-3978	144		328
	143		264		145		330
	157		292		146	102-8806	254
	159	9X-3402	253		152	103-0126	45
9S-4191	143		257		155	103-0213	254
	157		258	030-7935	150	103-8134	12
9S-8002	35		259	030-7937	222	104-6202	307
	70		260		226	105-1482	134
9S-8003	67	9X-4391	256	030-7941	50	105-1866	152
9S-8004	39		257		51	106-5673	39
	79		258		171	106-8602	332
	148		259		172	107-5769	155
	222		256		177	107-7373	134
	226	9X-5615	257	030-7946	70	108-1478	185
9S-8005	39		258	030-7949	222	108-3561	21
	67		259		226	108-3612	155
	214		104	030-7951	150	108-7930	176
	216	9X-6259	111	030-7961	103		178
	222		111	030-7962	152	109-0074	159
	226	9X-6458	23	030-8307	150	109-0076	167
	279		94	031-5085	54	109-0077	138
	280		96		56	109-0078	100
9S-8008	35		97		58		104
	67		99	031-5744	150		107
	159		100	032-3237	159		111
9S-8010	67		104	033-6027	243		131
9S-8750	111		107		274	109-0887	264
	307		111	033-6028	274	109-1145	116
9S-8752	23		124		282		120
	97		126		283		123
	99		127		285	109-3416	54
	100		128		286	109-5605	287
	104		129				

1

0

PART NUMBER INDEX

Part	Page	Part	Page	Part	Page	Part	Page
110-8714	263		257		3	165-4893	254
111-2721	176		258		130		256
111-4374	147		259	144-8344	50		257
112-1579	175		260		51		258
	177	125-7876	254		171		259
112-1580	175		255		172	165-6170	116
	177		315	146-3367	295		120
112-6032	222	126-1767	12	146-5215	301		123
	226		253	146-5216	301	166-2904	37
112-9217	54		254	147-0323	185	166-5396	103
113-7131	150		255	147-1960	270		110
114-1143	270		260		330	166-6162	270
115-5411	282		261	148-5390	315	167-8130	44
	283		262	149-7499	208	171-4358	157
115-5674	255		264	150-1156	76	171-5349	288
115-5852	332		292		77		292
116-1979	134	126-1768	253		78	171-6469	46
116-1980	8		257	151-5145	159		47
	9		258	152-1332	116		245
	134		259		120	174-5907	46
116-2699	130		260		123		47
116-5763	184	126-1774	254	153-1256	176		50
	188	127-5728	1		178		51
	189		2	153-2707	254		171
	192		3		315		172
	193		28	153-7023	41	175-7061	328
	194	127-6356	134	153-7024	41		330
116-9723	218	129-9452	205	153-9076	88	177-4562	150
117-8801	54	131-3983	147	153-9077	88	178-3620	307
	56		187	154-9023	155	179-7382	139
	58	131-7123	54	155-0809	34	180-3748	318
117-9712	54	132-5789	58	155-0810	34		328
118-0911	204		305	155-2255	255	180-7350	76
118-4728	222		307		257		77
	226	133-0967	254		258		78
118-5068	126		261		259	180-9339	273
	127	133-0969	254		260	180-9340	254
	128		255		261		256
	129		261	155-2256	261		257
119-3662	255		263	155-2258	261		258
119-8583	8		315	155-2260	218		259
	9	133-0970	315		255		261
	95	133-3089	1		260	183-3407	39
122-0447	37		2		262		222
122-7375	37		3	155-2265	255		226
122-8612	37		29	155-2270	254	183-4760	274
122-9458	218	133-6517	149		255	185-1497	56
122-9943	134		267		259		58
123-0790	249	134-2540	315		262	186-2001	41
123-3202	12	134-4126	327		263	186-3735	288
124-0174	126		328	155-2271	261	187-2034	247
	128		330	155-2793	34	189-3158	254
124-1854	39	135-4928	176	155-3624	155	189-5124	211
124-1855	39		178	155-5225	126		212
124-2911	263	136-1107	176		127	191-2063	328
124-3389	88		178		128		330
124-6257	155	136-4992	116		129	192-4151	83
	204		120	156-6175	307	194-0620	58
124-6264	116		123	157-0670	155	194-5226	255
	120	136-7227	216		159		257
	124	137-1344	176	159-9322	254		258
124-6265	116	137-1970	176	160-7689	254		259
	120		178	161-7293	70		262
	123	137-5541	214	163-2478	41		263
125-6535	298		216	164-3649	116	194-5227	255
125-7874	254	137-6645	294		120		257
	255	139-6118	130		123		258
	257	139-6873	214	164-6819	116		259
	258		216		120		262
	259		244		123		263
	260	142-5867	87	164-7900	104	195-2037	204
	261	142-5868	86	165-0199	315	195-4550	114
	262	144-4306	1	165-0200	315		115
125-7875	254		2	165-0201	315	196-5069	83

PART NUMBER INDEX

Part	Page	Part	Page	Part	Page	Part	Page
196-5070	83		280	228-3581	332	236-4136	54
198-6068	132		282	228-4947	290	236-8820	1
			283		291		2
		216-5582	37	228-5813	58		3
		217-0751	37	228-7091	132		52
		217-0752	37	228-7096	67	237-0227	260
		217-7219	58	228-7100	274	237-3759	13
200-6410	155	218-4935	259		277	237-3860	236
202-2700	247	219-0669	274		281		237
202-2708	247	219-4458	76		285		238
202-2783	247		77		286		239
202-2784	247		78		287		240
202-2785	247	221-2616	15	229-1663	58		241
202-2787	247		16	229-3218	214		333
202-9897	247		116		216		336
203-7113	6		120	229-5291	270	237-4307	94
	8		123	229-5292	270	237-4330	94
	207		190	229-5332	167	238-4664	94
203-9007	254		191	229-6259	76	238-5080	67
204-1611	313		195		77		204
204-2518	274	222-3920	58	230-1294	157		214
	277	222-5387	274	230-1296	157		216
	284	222-6456	12	230-1302	157		222
204-5568	270	222-6953	12	230-3728	220		223
204-5594	270	223-9135	31		221		226
205-4831	150	223-9137	54		232		227
206-1345	313	223-9159	76	230-3775	220		279
206-1576	270	224-1213	8		221		280
206-2423	302		9		232		294
	306		56	230-4009	257	238-5081	132
	312	224-1214	56		258		177
208-0432	254	224-1215	56		259		185
208-0590	326	224-1219	56	230-4010	261		214
211-3122	41		58		273		222
211-6807	255	224-1220	56	230-4011	254		226
212-7728	30		58		259		245
213-3199	42	224-1221	56		260		246
	43		58		293	238-5082	35
	74	224-3250	8	230-4012	259		67
	81		9		260	238-5084	67
213-3217	76		31		264		214
	77	224-3983	37	230-4157	26		216
	78	224-5332	54	230-5008	260	238-9850	30
214-1727	69		56	230-5010	255	238-9860	69
214-1728	35		58		260	238-9862	8
214-3522	306	224-7506	30	230-5011	260		9
214-6045	201	224-7696	295		262		69
214-7566	35	224-8945	332	230-6202	56	239-1139	23
	50	224-9657	56		58	239-5571	24
	51		58	231-2295	255		100
	70	224-9664	56	231-2300	262		103
	116		58	231-4708	157	239-5572	25
	120	224-9907	30		158		75
	123	225-0905	270	231-6133	247		96
	177	225-0906	270	232-3226	76		97
	223	225-0907	270		77		98
	227	225-1242	67		78		99
	245	225-3099	39	232-3232	76		107
	246	225-3100	35		77		110
	274	225-4257	332		78		116
	279	225-5966	32	232-7607	32		120
	280	225-7947	328	233-0060	332		123
	282	226-4927	12	234-3441	23		126
	283		13	234-4279	70		127
214-7567	67	226-5561	37	234-8937	24		128
	203	226-5613	185		26		129
214-7568	39	226-6036	58		100		316
	58	226-6052	58		103	239-8051	267
	143	227-0159	58		107	240-9543	35
	222	227-5538	26		110	241-6168	157
	223	228-0051	1	235-1401	9	241-6217	279
	226		2		230		280
	227		3	235-1861	71	243-3384	103
	279		53	235-5863	149		110

2

PART NUMBER INDEX

Part	Page	Part	Page	Part	Page	Part	Page
243-6718	31		6	283-0056	255	293-2886	100
244-2628	▶253		7		262		103
245-3803	67		8	283-8650	155		107
245-3804	56		339	284-3005	▶320		110
	58	267-8623	▶319	284-7495	214	293-2887	▶103
245-9734	▶208	269-7678	65		216	293-2888	107
	210		269	284-7497	214		110
246-2105	208		305	284-8768	35	293-2889	103
246-5659	76	269-7680	104	285-5917	1	293-2890	103
	77		269		2	293-2964	▶107
	78		293		3	293-2966	▶110
247-9908	41		305		71	293-2967	107
248-0036	39		310	285-6647	12		110
249-2943	140	270-3270	71	287-7210	207	293-6137	103
	141	273-8703	26		209		110
249-9383	159	273-8967	116	287-7296	142	293-6138	110
249-9384	159		120		162	293-8247	30
250-2940	76		123		164	293-8248	30
	77		126		170	293-8627	103
	78		128	287-8923	330	293-8628	103
250-3345	150	273-8968	126	288-3783	274	293-9079	110
251-9514	270		128		277	293-9080	110
252-4937	270	274-3774	255		281	293-9266	274
252-4943	270	274-3775	255	288-4883	37	293-9385	103
252-4967	270	274-3780	255	288-4884	37	294-0537	339
253-1752	31	274-3781	262	288-7324	255	294-8024	126
253-2180	42	274-3784	255		260		127
	43	274-4051	23	288-8580	103	294-8025	127
	44	274-4491	84		110		129
255-6863	199	274-6719	274	288-8581	103	295-0122	139
258-8721	84		277		110	296-5221	274
260-9232	159		279	288-8801	155		277
260-9307	9		280	289-4232	147	297-1021	103
	17		282	289-5150	260		110
260-9308	9		283	289-5151	260	297-1493	97
	18	274-7395	279	289-8581	139	297-2693	327
260-9631	8		280	290-1935	188		328
	9		282		189		330
	72		283		192	297-4270	1
261-0048	9		294		193		2
	232	275-2276	114		194		3
261-3429	37		115	290-1937	188		23
261-3430	37	276-2332	328		189	297-4296	▶96
261-6847	276		330		192	297-4297	▶97
262-7103	209	276-5317	84		193	297-5475	255
262-7411	270	276-8307	232		194	297-5479	295
263-3218	74	277-1873	307	290-1938	188	297-5484	255
	81	278-0513	295		189	297-5485	255
263-4920	37	278-1363	83		192		262
263-8768	270	278-4798	274		193	297-7956	58
264-0564	274	278-8844	260		194	298-2017	96
264-1419	274	279-2475	▶114	290-5562	104	298-2018	96
264-1420	274		116		302	298-8854	5
264-2009	159		120	290-5664	311		7
264-2023	159		123	291-8144	140		210
264-4297	294	279-9828	290		141	299-1761	247
264-5732	255	279-9829	291		152		
	260	280-7130	152		155		
264-7029	254	280-9910	276	291-9125	114		
	259	281-0226	152		115		
	260	281-0791	274	292-3815	247		
	293	281-5977	132	293-2874	▶100	300-3952	110
264-7030	260	281-8803	260	293-2875	100	300-5575	54
264-7031	260	281-8804	260		107	300-6714	216
264-7032	255	282-5367	▶115	293-2876	107	300-9805	▶290
	260		116	293-2880	103		293
264-7033	255		120	293-2882	100	300-9806	▶291
264-7034	257		123		103		293
	258	282-9105	30	293-2883	100	301-5352	▶83
	259	282-9886	253	293-2884	100		85
265-4029	263	283-0055	254		103	301-6388	214
265-4123	254		255		107		216
266-9848	4		259		110	303-4649	307
	5		264	293-2885	100	303-7198	1

3

PART NUMBER INDEX

Part	Page	Part	Page	Part	Page	Part	Page
	2		123		3		78
	3	316-9154	70		235	349-2654	176
	79	317-1204	260	332-8555	223		178
303-8129	100	317-8766	31		227	349-6255	297
303-8487	25	318-1179	274	332-9539	▶198	349-6530	▶297
304-5758	▶80		292		209		300
304-7743	187	318-3823	260	334-0816	218	350-1638	69
307-2671	35	319-0785	67	334-0817	218	350-4551	63
	70		86	334-2665	328	350-5438	8
307-2673	67	319-6234	67		330		9
	214		214	334-2666	▶327		35
	216		216	334-2668	330	350-5720	276
	222	319-7401	31	334-3807	222	351-2247	61
	226		87		226		62
307-6120	110	320-8132	116	335-3453	219		63
307-6121	103		120	335-6576	164		66
307-7541	▶321		123	338-3453	298	351-3222	61
	322	320-8226	190	339-4983	234		62
307-7542	319		191	341-0060	76		63
	322		195		77	351-9048	155
307-8373	222	321-8642	67	341-0087	143		204
	226	322-1126	34		157	352-0200	175
307-9615	222	323-3737	74		159		176
	226		81	342-6542	▶204	352-0817	222
308-1362	247	323-5180	▶261	343-4609	42		226
308-1365	247	324-5303	1		43	352-1316	226
308-1366	247		2		44	352-3953	315
308-9770	328		3	343-8115	70	352-3964	269
	330		316	343-8888	159		310
308-9773	328	324-5317	▶126	344-2466	260	352-3966	276
	330	324-5318	▶127	344-3362	▶303		307
308-9774	328	324-8029	1	344-3363	▶304	352-3968	269
	330		2	344-3365	▶262		307
308-9775	328		3		303		310
	330		24		304	352-3969	307
309-5130	223	325-1505	1	344-3374	265	352-4215	9
	227		2		267		76
309-7022	▶265		3	344-3384	▶305	352-5718	63
309-7024	▶169		25	344-3387	▶285		66
310-1898	307	325-4614	323	344-5153	76	352-5719	63
310-3954	48	325-6051	274		77		66
	49	325-6994	150		78	352-7936	▶45
	171		223	344-5391	96		54
	172		227		97	352-7994	298
310-4938	8	325-6995	150		98	353-5126	39
	9		223		99	353-5133	222
	39		227	345-3909	161		226
310-4943	1	326-4512	12	345-3910	161	353-5134	222
	2	326-4514	302	345-3923	155		226
	3	326-6177	▶74		204	353-5140	159
	200	326-6181	74	347-4402	203	353-7068	184
311-8732	255		81	347-7112	▶44	353-7956	223
	262	327-0376	▶242	347-8906	147		227
311-8746	254		243	348-1856	131	353-9028	147
311-8747	254	327-0552	323	348-1857	90	353-9029	147
	255	327-4448	222	348-1858	▶90	353-9030	147
313-4085	85		226	348-1860	4	353-9038	187
313-8923	328		243		5	353-9039	187
	330	328-5283	▶89		6	353-9040	187
313-9614	223	328-8410	247		7	353-9041	187
	227	329-0418	292		8	353-9042	187
314-3063	37	329-3734	260		131	353-9049	145
314-3064	37	329-5455	67	348-7743	72	353-9050	144
314-3065	37	329-8797	73	348-9705	116	353-9365	4
314-3066	37	330-4110	187		120		5
314-3067	37	330-9696	▶218		123		6
314-3068	37	331-3521	147	348-9909	▶32		7
314-3069	37	331-3635	▶234		34		8
314-7753	93		235	349-0701	▶34		179
315-9825	287	331-6185	56		35	353-9366	179
315-9859	35	331-6188	56	349-1209	116	353-9372	152
	67		58		120	353-9373	4
316-0488	116	331-7465	1		123		5
	120		2	349-2568	77		6

PART NUMBER INDEX

Part	Page	Part	Page	Part	Page	Part	Page
	7		▶77		123	366-1288	▶61
	8	357-7398	▶37	361-7623	4	366-1289	▶62
	152		41		5	366-1290	▶63
354-2619	4	358-5399	167		6	366-1291	▶66
	5	358-7816	70		7	366-4681	177
	6	358-7817	8		8	366-4698	128
	7		9		251		129
	8		70	361-9547	161		136
	167	358-8879	185	362-0734	185	366-4700	185
354-8484	35	358-9051	185	362-0801	185		204
355-0325	▶171		187	362-1292	8	367-3901	▶14
	▶172	359-0191	14		233	367-3902	▶249
355-2286	8	359-0205	321	362-3375	▶247	367-5037	260
	9	359-0936	39		249	367-5160	77
	54		41	363-0190	203	367-5181	76
355-2653	140	359-1439	39	363-0191	203	367-5516	41
355-4378	255	359-4840	1	363-0253	150	368-0317	▶211
355-5019	1		2		274		213
	2		3	363-0254	150	368-0318	▶212
	3		205		274		213
	67	359-4872	▶73	363-3495	▶214	368-3992	155
355-5020	67	360-1328	260		226	369-4018	48
355-6043	76	360-1643	▶254	363-3500	181		49
	77		306	363-3502	219	369-4019	48
	78	360-1654	▶255	363-3962	▶306		49
355-8332	▶46		307	363-3963	▶307	369-4020	47
355-8333	▶47	360-1730	73	363-4029	▶310		48
355-8823	▶144	360-3690	128	363-4030	▶262	369-4021	50
355-8834	▶145		129		310		46
355-8842	▶300		136	363-4039	330		49
355-9045	▶323	360-3693	185	363-4041	▶286		51
	324		204	363-6040	167	369-6656	4
355-9046	320	360-7540	328	363-6041	167		5
	324	360-9151	251	363-8595	203		6
355-9201	155	361-0015	1	364-0675	11		7
355-9202	4		2		43		8
	5		3	364-1888	179		140
	6		157	364-8175	4	369-7517	136
	7	361-0060	▶222		5	369-8148	4
	8	361-0061	▶226		6		5
	155	361-0063	1		7		6
356-1246	4		2		8		7
	5		3		159		8
	6		30	364-8181	4		141
	7	361-0065	1		5	370-1018	4
	8		2		6		213
	177		3		7	370-5579	190
356-1373	▶220		158		8		191
	233	361-0069	▶42		161		195
356-2534	▶149	361-0785	144	364-8265	171	370-5775	1
	265		145	364-8679	222		2
356-3573	1		146		226		3
	2	361-1263	185	364-9373	222		94
	3	361-1282	4		226	370-7095	116
	26		5	365-0746	222		120
356-5196	4		6		226		123
	5		7	365-1417	61	371-1407	8
	6		8		66		9
	7		203	365-3611	190		293
	8	361-1283	4		191	371-1422	▶270
	181		5		195		328
	▶182		6	365-4307	32		330
356-5197	181		7	365-4457	185	371-1424	▶318
	182		8	365-4860	132		328
	183		185	365-4875	11		330
356-5212	72	361-4919	152		81	371-1425	▶328
356-5929	205	361-4921	141	365-5161	▶81		▶330
356-5930	205	361-5744	78	365-5606	152	371-5633	222
356-6069	328	361-5745	8	365-5607	152		226
	330		78	366-0657	152	371-5638	222
357-1752	213	361-6716	226	366-0658	144		226
357-4699	▶315	361-6720	▶219		145	371-6233	132
357-4857	179	361-7140	116		146	371-6240	150
357-7154	9		120		155	371-7172	177

PART NUMBER INDEX

Part	Page	Part	Page	Part	Page	Part	Page
371-7233	155		286	385-9120	▶302	399-7938	116
371-7640	152		287	386-1249	116		120
371-8933	222	380-5860	263		120		123
	226	380-7364	15		123	399-7944	116
372-1281	150		16		128		120
372-2900	251	380-7365	▶261		129		123
372-5034	270	380-7738	4	386-3384	8	399-7945	116
373-0026	158		5		19		120
374-0750	▶221		6	386-6204	274	399-7948	116
	230		7		282		120
374-5344	▶264		8		283		123
	311		132	386-6213	222	399-7949	116
374-7463	262	380-7739	4	386-6234	274		120
	263		5		282		123
374-7467	255		6		283	399-7950	116
375-6108	222		7	386-7452	164		120
375-6110	226		8	387-1813	8		123
376-0941	328		150		9	399-7951	116
	330	380-7743	132		13		120
376-3133	▶311	381-0398	150	387-1949	116		123
377-0241	270	381-9070	150		120	399-7952	116
377-0242	270	381-9165	150		123		120
377-0243	270	381-9166	150	387-1950	116		123
377-0244	328	382-9606	▶295		120	399-7955	116
	330		296		123		120
377-0245	328	382-9609	▶296	389-2199	211		123
	330	383-1999	155	389-2203	211	399-7958	116
377-0246	328	383-2000	155	389-2211	211		120
	330	383-2001	155	389-3703	204		123
377-0248	328	383-2002	152	390-0914	37	399-9141	116
	330	383-2003	181	390-3169	▶93		120
377-0249	328		182	390-4002	147		123
	330	383-2004	152	390-8646	▶136		
377-0250	328	383-2005	152	391-4400	▶325		
	330	383-3561	162	391-4401	▶325		
377-0263	285	383-6315	▶257	391-4402	▶250		
	286	383-6316	▶258	391-4403	▶264		
	287	383-6317	▶259	392-0066	72	415-3367	164
	270	383-6318	▶259		85	415-3390	164
377-0265	270		305	392-7156	62	415-3397	64
377-0266	▶256		312		63	416-0658	▶184
377-0267	▶256		312	392-8640	222	416-8335	174
377-0268	328	383-6319	▶312	392-8640	222	417-0951	▶173
	330	383-6321	▶273	394-4672	▶137		174
377-0677	222	383-6322	▶264	394-4745	136	417-2997	172
	226		302		137	417-3600	162
377-4651	222	383-6323	▶261	395-3465	▶148		166
	226		302		178	417-3601	162
377-4868	222	384-1365	▶84	395-3466	148		166
	226		85	395-3467	177	417-3603	162
377-9545	144	384-1366	84		178		166
	145	384-3890	222	396-2145	▶277	417-3605	162
	146		226	396-2146	▶279	417-3607	▶162
377-9562	140	384-3899	19	396-2147	▶280	417-4339	155
	141	384-3901	19	396-2148	▶268	417-6355	▶64
	152	384-4278	222	396-2149	▶281		65
	155		226	396-2150	▶282	417-6356	10
377-9603	155	384-5461	171	396-2151	▶283		65
378-1993	150	384-7484	91	396-8920	8	417-9352	91
378-5571	263	384-7485	▶91	396-8922	7		92
378-5634	171	384-7486	92	396-8924	6	417-9353	142
	172	384-7487	▶92	396-8926	5		162
	174	384-9908	31	398-9566	▶188		164
378-6626	263	385-0318	2		190	418-1312	▶333
379-9466	4		8	398-9567	▶189	418-5538	10
380-1088	▶263	385-1748	295		190	418-5554	▶164
380-1089	▶274	385-1749	295	399-1863	1	418-6499	146
380-1090	▶263	385-4584	211		9		147
380-1091	▶287		212	399-1865	3	418-7737	10
380-1094	274	385-8543	161		9		11
380-1095	274	385-9115	▶276	399-5083	▶58	418-8115	▶10
	282	385-9116	313	399-7931	▶116	418-8173	▶336
	283	385-9117	162	399-7935	▶120	418-8363	▶174
380-1096	274		313	399-7936	116	418-8693	▶142
380-1097	285	385-9118	330		120		

PART NUMBER INDEX

Part	Page	Part	Page	Part	Page	Part	Page
418-9136 161	430-4326 ▶ 1				
418-9241 ▶ 206						
418-9616 164						
	314	430-4327 ▶ 3				
418-9619 166						
	313						
	314	430-4330 ▶ 4				
418-9621 ▶ 269	430-4331 ▶ 5				
419-2185 15	430-4332 ▶ 6				
419-2186 ▶ 15	430-4333 ▶ 7				
419-2188 16	430-4335 ▶ 8				
419-2189 ▶ 16	431-0760 99				
419-3711 ▶ 143	432-1259 182				
419-4106 ▶ 146	432-4621 182				
419-4166 ▶ 170	432-4725 ▶ 195				
419-4174 158						
419-4896 ▶ 98						
	▶ 99						
419-5022 150						
419-5111 ▶ 190						
	▶ 191						
419-5741 ▶ 245						
419-5742 ▶ 246						
419-6282 ▶ 260						
419-6897 152						
419-6900 155						
419-9352 ▶ 50						
419-9354 ▶ 51						
419-9450 274						
419-9451 274						
419-9453 274						
419-9454 274						
419-9456 274						
420-4451 132						
420-8979 177						
420-8993 46						
	47						
	50						
	51						
	172						
420-9998 18						
421-0015 18						
421-0049 17						
421-0065 ▶ 166						
421-0071 17						
421-0223 ▶ 139						
421-1580 216						
421-1596 ▶ 216						
	222						
421-2597 191						
	192						
421-2598 191						
	193						
421-2600 ▶ 194						
	195						
421-6878 222						
421-7465 123						
421-7466 123						
421-7468 ▶ 123						
421-9636 ▶ 128						
421-9637 ▶ 129						
422-1062 216						
422-4285 ▶ 236						
422-4286 ▶ 237						
422-4287 ▶ 238						
422-4288 ▶ 239						
422-4289 ▶ 240						
422-4432 ▶ 241						
422-7527 98						
426-0485 11						
	317						
426-0487 317						
430-4325 ▶ 2						
	4						

MEMORANDA



SEBP6465

C32 Marine Engine

RSD1-UP